
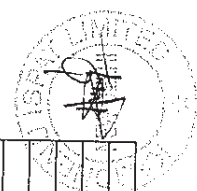


| (1)(a) STATEMENT SHOWING SHAREHOLDING PATTERN IN CLAUSE-35 | | | |
|--|-------------------------------|--|---|
| NAME OF THE COMPANY: KAMEDHENU ISPAT LTD | | Name of the Scrip: | |
| SCRIP CODE: 532741 | | | |
| Class of Security: | | | |
| QUARTER ENDED: 31/03/2015 | | | |
| | No. of partly paid-up shares | As a % of total no. of partly paid-up shares | As a % of total no. of shares of the Company. |
| Partly paid-up shares | | | |
| Held by promoter/promoter group | 0 | 0 | 0 |
| Held by Public | 0 | 0 | 0 |
| Total: | 0 | 0 | 0 |
| | No. of outstanding securities | As a % of total no. of outstanding convertible securities. | As a % of total no. of shares of the Company assuming full conversion of the convertible securities |
| Outstanding convertible securities: | | | |
| Held by promoter/promoter group | 0 | 0 | 0 |
| Held by Public | 0 | 0 | 0 |
| Total: | 0 | 0 | 0 |
| | No. of warrants | As a % of total no. of warrants | As a % of total no. of shares of the Company, assuming full conversion of warrants |
| Warrants: | | | |
| Held by promoter/promoter group | 0 | 0 | 0 |
| Held by Public | 0 | 0 | 0 |
| Total: | 0 | 0 | 0 |
| Total paid-up capital of the Company, assuming full conversion of warrants and convertible securities | 23400000 | 0 | 100.00 |

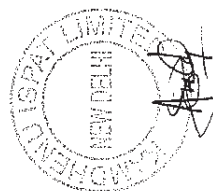


| CATEGORY CODE | CATEGORY OF SHAREHOLDER (II) | NO OF SHAREHOLDERS (III) | TOTAL NUMBER OF SHARES (IV) | NO OF SHARES HELD IN DEMATERIALIZED FORM (V) | TOTAL SHAREHOLDING AS A % OF TOTAL NO OF SHARES | | | SHARES PLEDGE OR OTHERWISE ENCUMBERED | |
|---------------|--|--------------------------|-----------------------------|--|---|----------------------------------|-------------------------|---------------------------------------|------|
| | | | | | AS a PERCENTAGE of (A+B) (VI) | As a PERCENTAGE of (A+B+C) (VII) | NUMBER OF SHARES (VIII) | AS a PERCENTAGE (IX)=[(VIII)/(IV)*100 | |
| (A) | PROMOTER AND PROMOTER GROUP | | | | | | | | |
| (1) | INDIAN | | | | | | | | |
| (a) | Individual/HUF | | | | | | | | |
| (b) | Central Government/State Government(s) | 16 | 8486742 | 8486742 | 36.27 | 36.27 | 0 | 0.00 | 0.00 |
| (c) | Bodies Corporate | 0 | 0 | 0 | 0.00 | 0.00 | 0 | 0.00 | 0.00 |
| (d) | Financial Institutions / Banks | 6 | 7704018 | 7704018 | 32.92 | 32.92 | 0 | 0.00 | 0.00 |
| (e) | Others | 0 | 0 | 0 | 0.00 | 0.00 | 0 | 0.00 | 0.00 |
| | Sub-Total A(1) : | 22 | 16190760 | 16190760 | 69.19 | 69.19 | 0 | 0.00 | 0.00 |
| (2) | FOREIGN | | | | | | | | |
| (a) | Individuals (NRIs/Foreign Individuals) | 0 | 0 | 0 | 0.00 | 0.00 | 0 | 0.00 | 0.00 |
| (b) | Bodies Corporate | 0 | 0 | 0 | 0.00 | 0.00 | 0 | 0.00 | 0.00 |
| (c) | Institutions | 0 | 0 | 0 | 0.00 | 0.00 | 0 | 0.00 | 0.00 |
| (d) | Qualified Foreign Investor | 0 | 0 | 0 | 0.00 | 0.00 | 0 | 0.00 | 0.00 |
| (e) | Others | 0 | 0 | 0 | 0.00 | 0.00 | 0 | 0.00 | 0.00 |
| | Sub-Total A(2) : | 0 | 0 | 0 | 0.00 | 0.00 | 0 | 0.00 | 0.00 |
| | Total A=A(1)+A(2) | 22 | 16190760 | 16190760 | 69.19 | 69.19 | 0 | 0.00 | 0.00 |
| (B) | PUBLIC SHAREHOLDING | | | | | | | | |
| (1) | INSTITUTIONS | | | | | | | | |
| (a) | Mutual Funds/UTI | | | | | | | | |
| (b) | Financial Institutions/Banks | 0 | 0 | 0 | 0.00 | 0.00 | 0 | 0.00 | 0.00 |
| (c) | Central Government / State Government(s) | 1 | 700 | 700 | 0.00 | 0.00 | 0 | 0.00 | 0.00 |
| (d) | Venture Capital Funds | 0 | 0 | 0 | 0.00 | 0.00 | 0 | 0.00 | 0.00 |
| (e) | Insurance Companies | 0 | 0 | 0 | 0.00 | 0.00 | 0 | 0.00 | 0.00 |
| (f) | Foreign Institutional Investors | 0 | 0 | 0 | 0.00 | 0.00 | 0 | 0.00 | 0.00 |
| (g) | Foreign Venture Capital Investors | 0 | 0 | 0 | 0.00 | 0.00 | 0 | 0.00 | 0.00 |
| (h) | Qualified Foreign Investor | 0 | 0 | 0 | 0.00 | 0.00 | 0 | 0.00 | 0.00 |
| (i) | Others | 0 | 0 | 0 | 0.00 | 0.00 | 0 | 0.00 | 0.00 |
| | Sub-Total B(1) : | 1 | 700 | 700 | 0.00 | 0.00 | 0 | 0.00 | 0.00 |
| (2) | NON-INSTITUTIONS | | | | | | | | |



| CATEGORY CODE | CATEGORY OF SHAREHOLDER | NO OF SHAREHOLDERS (iii) | TOTAL NUMBER OF SHARES (iv) | NO OF SHARES HELD IN DEMATERIALIZED FORM (v) | TOTAL SHAREHOLDING AS A % OF TOTAL NO OF SHARES | | | SHARES PLEDGE OR OTHERWISE ENCUMBERED | |
|---------------|---|--------------------------|-----------------------------|--|---|----------------------------------|-------------------------|---------------------------------------|--|
| | | | | | AS a PERCENTAGE of (A+B) (vi) | As a PERCENTAGE of (A+B+C) (vii) | NUMBER OF SHARES (viii) | AS a PERCENTAGE (ix)=(viii)/(iv)*100 | |
| (a) | Bodies Corporate | 236 | 1074609 | 1074609 | 4.59 | 4.59 | | | |
| (b) | Individuals | | | | | | | | |
| | (i) Individuals holding nominal share capital upto Rs.1 lakh | 8939 | 3140400 | 3133192 | 13.42 | 13.42 | | | |
| | (ii) Individuals holding nominal share capital in excess of Rs.1 lakh | | | | | | | | |
| (c) | Others | 52 | 2938445 | 2938445 | 12.56 | 12.56 | | | |
| | CLEARING MEMBERS | | | | | | | | |
| | NON RESIDENT INDIANS | 11 | 9099 | 9099 | 0.04 | 0.04 | | | |
| (d) | Qualified Foreign Investor | 25 | 45987 | 45987 | 0.20 | 0.20 | | | |
| | | 0 | 0 | 0 | 0.00 | 0.00 | | | |
| | Sub-Total B(2) : | 9263 | 7208540 | 7201332 | 30.81 | 30.81 | | | |
| | Total B=B(1)+B(2) : | 9264 | 7209240 | 7202032 | 30.81 | 30.81 | | | |
| | Total (A+B) : | 9286 | 23400000 | 23392792 | 100.00 | 100.00 | | | |
| (C) | Shares held by custodians, against which Depository Receipts have been issued | | | | | | | | |
| (1) | Promoter and Promoter Group | | | | | | | | |
| (2) | Public | 0 | 0 | 0 | 0.00 | 0.00 | | | |
| | GRAND TOTAL (A+B+C) : | 9286 | 23400000 | 23392792 | 100.00 | 100.00 | 0 | 0.00 | |






| Statement showing holding of securities (including shares, warrants, convertible securities) of persons belonging to the category "Promoter and Promoter Group" | | | | | | | | | | | | |
|---|--------------------------|--|-------------------|--|--|--------------------------------|--|---|--|-----------------------------------|-------------|--|
| Name of the Shareholder | Details of Shares held | | | Encumbered shares (*) | | | Details of Warrants | | | Details of convertible securities | | Total Shares (including underlying shares assuming full conversion of warrants and convertible securities) as a % of diluted share capital |
| | No. of Shares held (III) | As a % of grand total (A)+(B)+(C) (IV) | Pledge Shares (V) | AS a percentage (VI)=(VII)/(III)*100 (VII) | AS a % of grand total (A) + (B) + (C) of sub-class (II)a | Number of warrants held (VIII) | As a % total warrants of the same class (IX) | Number of convertible securities held (X) | As a % total convertible securities of the same class (XI) | (XII) | | |
| KAMDHENU OVERSEAS LIMITED | 2999873 | 12.82 | 0 | 0.00 | 0.00 | 0 | 0.00 | 0 | 0.00 | 0 | 0.00 | 12.82 |
| KAMDHENU PAINT INDUSTRIES LIMITED | 1501701 | 6.42 | 0 | 0.00 | 0.00 | 0 | 0.00 | 0 | 0.00 | 0 | 0.00 | 6.42 |
| KAMDHENU CONCAST LIMITED | 1419510 | 6.04 | 0 | 0.00 | 0.00 | 0 | 0.00 | 0 | 0.00 | 0 | 0.00 | 6.04 |
| SARITA AGARWAL | 1354450 | 5.79 | 0 | 0.00 | 0.00 | 0 | 0.00 | 0 | 0.00 | 0 | 0.00 | 5.79 |
| SUNIL KUMAR AGARWAL | 1295292 | 5.54 | 0 | 0.00 | 0.00 | 0 | 0.00 | 0 | 0.00 | 0 | 0.00 | 5.54 |
| SATISH KUMAR AGARWAL | 1281842 | 5.48 | 0 | 0.00 | 0.00 | 0 | 0.00 | 0 | 0.00 | 0 | 0.00 | 5.48 |
| SHAFALI AGARWAL | 768942 | 3.26 | 0 | 0.00 | 0.00 | 0 | 0.00 | 0 | 0.00 | 0 | 0.00 | 3.26 |
| SACHIN AGARWAL | 672719 | 2.88 | 0 | 0.00 | 0.00 | 0 | 0.00 | 0 | 0.00 | 0 | 0.00 | 2.88 |
| KAMDHENU INFRADEVELOPERS LIMITED | 600000 | 2.56 | 0 | 0.00 | 0.00 | 0 | 0.00 | 0 | 0.00 | 0 | 0.00 | 2.56 |
| KAMDHENU NUTRIENTS PRIVATE LIMITED | 600000 | 2.56 | 0 | 0.00 | 0.00 | 0 | 0.00 | 0 | 0.00 | 0 | 0.00 | 2.56 |
| KATZ STEEL LIMITED | 588934 | 2.52 | 0 | 0.00 | 0.00 | 0 | 0.00 | 0 | 0.00 | 0 | 0.00 | 2.52 |
| SAURABH AGARWAL | 576500 | 2.46 | 0 | 0.00 | 0.00 | 0 | 0.00 | 0 | 0.00 | 0 | 0.00 | 2.46 |
| RAJHA AGARWAL | 541877 | 2.32 | 0 | 0.00 | 0.00 | 0 | 0.00 | 0 | 0.00 | 0 | 0.00 | 2.32 |
| SATISH KUMAR AGARWAL | 565900 | 1.56 | 0 | 0.00 | 0.00 | 0 | 0.00 | 0 | 0.00 | 0 | 0.00 | 1.56 |
| SHATUL AGARWAL | 337700 | 1.44 | 0 | 0.00 | 0.00 | 0 | 0.00 | 0 | 0.00 | 0 | 0.00 | 1.44 |
| SUNIL KUMAR | 300280 | 1.28 | 0 | 0.00 | 0.00 | 0 | 0.00 | 0 | 0.00 | 0 | 0.00 | 1.28 |
| SHIVANI AGARWAL | 265235 | 1.09 | 0 | 0.00 | 0.00 | 0 | 0.00 | 0 | 0.00 | 0 | 0.00 | 1.09 |
| PRIVANKA AGARWAL | 244129 | 1.04 | 0 | 0.00 | 0.00 | 0 | 0.00 | 0 | 0.00 | 0 | 0.00 | 1.04 |
| ISHITA AGARWAL | 210716 | 0.90 | 0 | 0.00 | 0.00 | 0 | 0.00 | 0 | 0.00 | 0 | 0.00 | 0.90 |
| SOMYA AGARWAL | 144660 | 0.62 | 0 | 0.00 | 0.00 | 0 | 0.00 | 0 | 0.00 | 0 | 0.00 | 0.62 |
| AYUSH AGARWAL | 90600 | 0.39 | 0 | 0.00 | 0.00 | 0 | 0.00 | 0 | 0.00 | 0 | 0.00 | 0.39 |
| AYUSH AGARWAL | 50000 | 0.21 | 0 | 0.00 | 0.00 | 0 | 0.00 | 0 | 0.00 | 0 | 0.00 | 0.21 |
| TOTAL : | 16190760 | 69.19 | 0 | 0.00 | 0.00 | 0 | 0.00 | 0 | 0.00 | 0 | 0.00 | 69.19 |


| (f)(c)(i) Statement showing holding of securities (including shares, warrants, convertible securities) of persons belonging to the category "Public" and holding more than 1% of the total number of shares | | | | | | |
|---|--------------------------------|-----------------------|--|-------------------------|---|--|
| Sr. No. | Name of the shareholder | Number of shares held | Shares as a percentage of total number of shares (i.e., Grant total (A)+(B)+(C) indicated in Statement at para (f)(a) above) | Details of warrants | | Total shares (including underlying shares assuming full conversion of warrants and convertible securities) as a % of diluted share capital |
| | | | | Number of warrants held | As a % total number of warrants of the same class | |
| 1 | PRADEEP KUMAR GARG | 397438 | 1.70 | 0 | 0.00 | 0.00 |
| 2 | SANGEETHA S | 348190 | 1.49 | 0 | 0.00 | 0.00 |
| 3 | INDIAN SECURITIES LIMITED | 266350 | 1.14 | 0 | 0.00 | 0.00 |
| 4 | THREE DEE EXIM PRIVATE LIMITED | 236500 | 1.00 | 0 | 0.00 | 0.00 |
| | TOTAL : | 1246458 | 5.33 | 0 | 0.00 | 0.00 |
| | | | | | | 5.33 |




| (i)(c)(ii) Statement showing holding of securities (including shares, warrants, convertible securities) of persons (together with PAC) belonging to the category "Public" and holding more than 5% of the total number of shares of the company | | | | | | |
|---|--|-----------------------|--|---------------------------------------|--|--|
| Sr.No. | Name(s) of the shareholder(s) and the Persons Acting in Concert (PAC) with shares held | Number of shares held | Shares as a percentage of total number of shares (i.e., Grant total (A)+(B)+(C) indicated in Statement at para (i)(a) above) | Details of warrants | | Total shares (including underlying shares assuming full conversion of warrants and convertible securities) as a % of diluted share capital |
| | | | | Number of warrants held | As a % total number of warrants of the same class | |
| | | | | Details of convertible securities | | |
| | | | | Number of convertible securities held | % w.r.t total number of convertible securities of the same class | |
| TOTAL : | | | | 0 | 0 | 0 |



| STATEMENT SHOWING DETAILS OF LOCKED-IN SHARES" | | | |
|--|------------------------------------|----------------------------|---|
| (i)(d) | | | |
| Sr.No. | Name of the shareholder | Number of locked-in shares | Locked-in shares as a (%) percentage of total number of shares {i.e, Grand Total (A)+(B)+(C) Indicated in Statement at para (i)(a) above} |
| 1 | KAMDHENU OVERSEAS LIMITED | 400000 | 1.71 |
| 2 | KAMDHENU INFRADEVELOPERS LIMITED | 400000 | 1.71 |
| 3 | KAMDHENU NUTRIENTS PRIVATE LIMITED | 400000 | 1.71 |
| 4 | KAY2 STEEL LIMITED | 400000 | 1.71 |
| 5 | KAMDHENU PAINT INDUSTRIES LIMITED | 400000 | 1.71 |
| 6 | KAMDHENU CONCAST LIMITED | 400000 | 1.71 |
| 7 | SARITA AGARWAL | 200000 | 0.85 |
| 8 | SAURABH AGARWAL | 100000 | 0.43 |
| 9 | SACHIN AGARWAL | 100000 | 0.43 |
| | TOTAL : | 2800000 | 11.97 |
| | | | |



| STATEMENT SHOWING DETAILS OF DEPOSITORY RECEIPTS (DRS) | | | | |
|--|--|---------------------------|---|--|
| (II)(a) | | | | |
| Sr.No. | Type of outstanding DR (ADRs,GDRs,SDRs,etc.) | Number of outstanding DRs | Number of shares underlying outstanding DRs | Shares underlying outstanding DRs as a percentage of total number of shares {i.e., Grand Total (A)+(B)+(C) indicated in Statement at Para(I)(a) above} |
| | TOTAL : | 0 | 0 | 0 |



| Statement showing Holding of Depository Receipts (DRs), where underlying shares held by "Promoter/Promoter group" are in excess of 1% of the total number shares. | | | | |
|---|-----------------------|---|---|---|
| (II)(b) | Name of the DR Holder | Type of outstanding DR (ADRs,GDRs,SDRs, etc.) | Number of shares underlying outstanding DRs | Shares underlying outstanding DRs as a percentage of total number of shares {i.e., Grand Total (A)+(B)+(C) indicated in Statement at para (I)(a) above} |
| Sr.No. | | | | |
| TOTAL : | | | | 0 |
| | | | | 0 |

