

(1)(a) STATEMENT SHOWING SHAREHOLDING PATTERN IN CLAUSE-36 Table 1(i)(a)			
NAME OF THE COMPANY: KARTIK INVESTMENTS TRUST LIMITED			
NAME OF THE SCRIP : KARTIK INVESTMENTS TRUST LIMITED			
SCRIP CODE: BSE: 501151			
Class of Security: EQUITY			
			QUARTER ENDED: 31/03/2015
Partly paid-up shares	No. of partly paid-up shares	As a % of total no. of partly paid-up shares	As a % of total no. of shares of the Company.
Held by promoter/promoter group	0	0	0
Held by Public	0	0	0
Total	0	0	0
Outstanding convertible securities:	No. of outstanding securities	As a % of total no. of outstanding convertible securities.	As a % of total no. of shares of the Company assuming full conversion of the convertible securities
Held by promoter/promoter group	0	0	0
Held by Public	0	0	0
Total	0	0	0
Warrants:	No. of warrants	As a % of total no. of warrants	As a % of total no. of shares of the Company assuming full conversion of the warrants
Held by promoter/promoter group	0	0	0
Held by Public	0	0	0
Total	0	0	0
Total paid-up capital of the Company, assuming full conversion of warrants and convertible securities	244000		100



SHAREHOLDING PATTERN AS ON 31/03/2015 AS PER THE REVISED CLAUSE 35 OF THE LISTING AGREEMENT


(1)(a) Statement showing Shareholding Pattern

Name of the Company : KARTIK INVESTMENTS TRUST LIMITED Scrip Code :501151 QUARTER ENDED: 31/03/2015		Category of shareholder		Number of shareholders		Total number of shares		Number of shares held in dematerialized form		Total shareholding as a percentage of total number of shares		Shares pledged or otherwise encumbered.	
(i)	(ii)	(iii)	(iv)	(v)	(vi)	(vii)	(viii)	(ix)	(x)	(xi)	(xii)	(xiii)	(xiv)
Category code	Category of shareholder	Number of shareholders	Total number of shares	Number of shares held in dematerialized form	As a percentage of (A+B) (vi)	As a percentage of (A+B+C) (vii)	Number of Shares (viii)	As a Percentage (ix)=(Xiii)/(vi)*100					
(A)	Shareholding of Promoter and Promoter Group*												
(i)	Indian Individuals/Hindu Undivided Family	7	600	Nil	0.25	0.25	0	0	0	0	0	0	0
(b)	Central Government/ State Government(s)												
(c)	Bodies Corporate	11	177950	Nil	72.93	72.93	0	0	0	0	0	0	0
(d)	Financial Institutions/ Banks												
(e)	Any Other - Trust	2	4000	Nil	1.64	1.64	0	0	0	0	0	0	0
(f)	Sub-Total (A)(1)	20	182550	0	74.82	74.82	0	0	0	0	0	0	0
(g)	Foreign Individuals (Non-Resident Individuals/Foreign Individuals)												
(b)	Bodies Corporate												
(c)	Institutions												
(d)	Qualified Foreign Investor												
(e)	Others												
	Sub-Total (A)(2)	20	182550	0	74.82	74.82	0	0	0	0	0	0	0
	Total Shareholding of Promoter and Promoter Group (A) = (A)(1) + (A)(2)	20	182550	0	74.82	74.82	0	0	0	0	0	0	0
(B)	Public shareholding*												
(i)	Institutions												
(a)	Mutual Funds/UTI												
(b)	Financial Institutions/ Banks												
(c)	Central Government/ State Government(s)												
(d)	Venture Capital Funds												
(e)	Insurance Companies												
(f)	Foreign Institutional Investors												



(iii) Statement showing holding of Securities (including shares, warrants, convertible securities) of persons belonging to the category "Promoter and Promoter Group"

Sr.No.	Name of the shareholder	Details of shares held			Encumbered shares			Details of Warrants				Details of convertible securities		Total shares (including underlying shares assuming full conversion of warrant and convertible securities held) diluted shares capital
		No. of shares held (A)-(B)+(C)	As a % of grand total (A)-(B)+(C)	Number	As a percentage (V)=(VI)/(III)*100	As a % of grand total (A)-(B)+(C) of sub-clause (i)(c)	No. of Warrants held	As a % total number of warrants of the same class	Number of convertible securities held	As a % total number of convertible securities of the same class				
(i)	(ii)	(iii)	(iv)	(v)	(vi)	(vii)	(viii)	(ix)	(x)	(xi)	(xii)	(xiii)	(xiv)	(xv)
1	M.V. Murgappan	100	0.04	0	0.00	0.00	0	0.00	0	0.00	0	0.00	0	0.00
2	M.V. Vaid Murgappan	0	0.00	0	0.00	0.00	0	0.00	0	0.00	0	0.00	0	0.00
3	Vaid Ananthachalam	0	0.00	0	0.00	0.00	0	0.00	0	0.00	0	0.00	0	0.00
4	M. Velsath	0	0.00	0	0.00	0.00	0	0.00	0	0.00	0	0.00	0	0.00
5	Vaid Kuthiah	0	0.00	0	0.00	0.00	0	0.00	0	0.00	0	0.00	0	0.00
6	Umayal R	0	0.00	0	0.00	0.00	0	0.00	0	0.00	0	0.00	0	0.00
7	M.V. Subban	100	0.04	0	0.00	0.00	0	0.00	0	0.00	0	0.00	0	0.00
8	M.V. Sreetha Subbah	0	0.00	0	0.00	0.00	0	0.00	0	0.00	0	0.00	0	0.00
9	Sivagami Lakshmi	0	0.00	0	0.00	0.00	0	0.00	0	0.00	0	0.00	0	0.00
10	Vaid Subban	0	0.00	0	0.00	0.00	0	0.00	0	0.00	0	0.00	0	0.00
11	S. Venkajiah	0	0.00	0	0.00	0.00	0	0.00	0	0.00	0	0.00	0	0.00
12	Kanaka Subbah	0	0.00	0	0.00	0.00	0	0.00	0	0.00	0	0.00	0	0.00
13	Kanaka Subbah	0	0.00	0	0.00	0.00	0	0.00	0	0.00	0	0.00	0	0.00
14	Kabil Subbah	0	0.00	0	0.00	0.00	0	0.00	0	0.00	0	0.00	0	0.00
15	A. Velrajah	50	0.02	0	0.00	0.00	0	0.00	0	0.00	0	0.00	0	0.00
16	Lakshmi Velrajah	0	0.00	0	0.00	0.00	0	0.00	0	0.00	0	0.00	0	0.00
17	Vaid Annasabai	0	0.00	0	0.00	0.00	0	0.00	0	0.00	0	0.00	0	0.00
18	V. Narayanaiah	0	0.00	0	0.00	0.00	0	0.00	0	0.00	0	0.00	0	0.00
19	Venayaha Velrajah	0	0.00	0	0.00	0.00	0	0.00	0	0.00	0	0.00	0	0.00
20	V. Ananthachalam	0	0.00	0	0.00	0.00	0	0.00	0	0.00	0	0.00	0	0.00
21	Rajapathmes Ananthachalam	0	0.00	0	0.00	0.00	0	0.00	0	0.00	0	0.00	0	0.00
22	A. Venkateshchalam	50	0.02	0	0.00	0.00	0	0.00	0	0.00	0	0.00	0	0.00
23	Mejamma Venkateshchalam	0	0.00	0	0.00	0.00	0	0.00	0	0.00	0	0.00	0	0.00
24	Anu Venkateshchalam	0	0.00	0	0.00	0.00	0	0.00	0	0.00	0	0.00	0	0.00
25	M.V. AR. Menakshi	0	0.00	0	0.00	0.00	0	0.00	0	0.00	0	0.00	0	0.00
26	M.V. Murgappan	100	0.04	0	0.00	0.00	0	0.00	0	0.00	0	0.00	0	0.00
27	Meenakshi Murgappan	0	0.00	0	0.00	0.00	0	0.00	0	0.00	0	0.00	0	0.00
28	M. M. Veerappan	0	0.00	0	0.00	0.00	0	0.00	0	0.00	0	0.00	0	0.00
29	M. M. Senthilachami	0	0.00	0	0.00	0.00	0	0.00	0	0.00	0	0.00	0	0.00
30	M. M. Muthiah	0	0.00	0	0.00	0.00	0	0.00	0	0.00	0	0.00	0	0.00
31	Sudipa Ramaniathan	0	0.00	0	0.00	0.00	0	0.00	0	0.00	0	0.00	0	0.00
32	M. M. Venkateshchalam	0	0.00	0	0.00	0.00	0	0.00	0	0.00	0	0.00	0	0.00
33	Lakshmi Venkateshchalam	0	0.00	0	0.00	0.00	0	0.00	0	0.00	0	0.00	0	0.00
34	M. V. Muthiah	0	0.00	0	0.00	0.00	0	0.00	0	0.00	0	0.00	0	0.00
35	M. U. Subramaniam	0	0.00	0	0.00	0.00	0	0.00	0	0.00	0	0.00	0	0.00
36	M. A. Rajagappan	200	0.08	0	0.00	0.00	0	0.00	0	0.00	0	0.00	0	0.00
37	A. A. Akkammal	0	0.00	0	0.00	0.00	0	0.00	0	0.00	0	0.00	0	0.00
38	Laxshmi Ramaniathan	0	0.00	0	0.00	0.00	0	0.00	0	0.00	0	0.00	0	0.00
39	Vaid Alagappan	0	0.00	0	0.00	0.00	0	0.00	0	0.00	0	0.00	0	0.00
40	Anu Alagappan	0	0.00	0	0.00	0.00	0	0.00	0	0.00	0	0.00	0	0.00
41	A. Keerthi Unnesabai	0	0.00	0	0.00	0.00	0	0.00	0	0.00	0	0.00	0	0.00
42	Kaizer Praveen Alagappan	0	0.00	0	0.00	0.00	0	0.00	0	0.00	0	0.00	0	0.00
43	M. A. M. Ananthachalam	0	0.00	0	0.00	0.00	0	0.00	0	0.00	0	0.00	0	0.00
44	Srinaga Ananthachalam	0	0.00	0	0.00	0.00	0	0.00	0	0.00	0	0.00	0	0.00
45	M. M. Meenamma	0	0.00	0	0.00	0.00	0	0.00	0	0.00	0	0.00	0	0.00
46	Lakshmi Chockalingam	0	0.00	0	0.00	0.00	0	0.00	0	0.00	0	0.00	0	0.00
47	Master Chivan Murgappan Ananthachalam	0	0.00	0	0.00	0.00	0	0.00	0	0.00	0	0.00	0	0.00
48	Veena Meenamma Ananthachalam	0	0.00	0	0.00	0.00	0	0.00	0	0.00	0	0.00	0	0.00
49	E. D. Rajasekhar (UGAL) LTD	24000	9.57	0	0.00	0.00	0	0.00	0	0.00	0	0.00	0	0.00




50	Parry America Inc	0	0.00	0	0.00	0	0.00	0	0.00	0	0.00	0.00
51	Parry Investments Limited	0	0.00	0	0.00	0	0.00	0	0.00	0	0.00	0.00
52	Parry Infrastructure Company Private Limited	0	0.00	0	0.00	0	0.00	0	0.00	0	0.00	0.00
53	Parry Sugar Limited	0	0.00	0	0.00	0	0.00	0	0.00	0	0.00	0.00
54	Parry Phytomedicals Private Ltd (Formerly known as Phytomedicals Biobios Private Ltd)	0	0.00	0	0.00	0	0.00	0	0.00	0	0.00	0.00
55	Parry Agrochem Exports Ltd	0	0.00	0	0.00	0	0.00	0	0.00	0	0.00	0.00
56	Coromandel International Ltd (Earlier known as Coromandel Fertilisers Ltd)	0	0.00	0	0.00	0	0.00	0	0.00	0	0.00	0.00
57	Amies S.A	0	0.00	0	0.00	0	0.00	0	0.00	0	0.00	0.00
58	Sabry Pesticides & Fertilisers Limited (DPL)	0	0.00	0	0.00	0	0.00	0	0.00	0	0.00	0.00
59	Parry Chemicals Limited	0	0.00	0	0.00	0	0.00	0	0.00	0	0.00	0.00
60	CFL Mauritius Limited	0	0.00	0	0.00	0	0.00	0	0.00	0	0.00	0.00
61	Sabero Europe BV	0	0.00	0	0.00	0	0.00	0	0.00	0	0.00	0.00
62	Sabero Australia Pty Ltd	0	0.00	0	0.00	0	0.00	0	0.00	0	0.00	0.00
63	Sabero Organics America SA	0	0.00	0	0.00	0	0.00	0	0.00	0	0.00	0.00
64	Sabero Argentina SA	0	0.00	0	0.00	0	0.00	0	0.00	0	0.00	0.00
65	Sabero Organics Philippines Asia Inc	0	0.00	0	0.00	0	0.00	0	0.00	0	0.00	0.00
66	Sabero Organics Mexico S.A. de C.V.	0	0.00	0	0.00	0	0.00	0	0.00	0	0.00	0.00
67	Coromandel Brazil Ltda (Limited Liability Company)	0	0.00	0	0.00	0	0.00	0	0.00	0	0.00	0.00
68	Coromandel EGM (India) Ltd	0	0.00	0	0.00	0	0.00	0	0.00	0	0.00	0.00
69	Coromandel Geox Philippines Pvt. Ltd. Singapore	0	0.00	0	0.00	0	0.00	0	0.00	0	0.00	0.00
70	Yaracay Commodity Applications Pvt. Ltd	0	0.00	0	0.00	0	0.00	0	0.00	0	0.00	0.00
71	Tunisian Indian Fertilizer S.A. Tunisia	0	0.00	0	0.00	0	0.00	0	0.00	0	0.00	0.00
72	Fisher (Pty) Limited, South Africa	0	0.00	0	0.00	0	0.00	0	0.00	0	0.00	0.00
73	Parry Sugar Industries Limited	0	0.00	0	0.00	0	0.00	0	0.00	0	0.00	0.00
74	US Nutrients LLC	0	0.00	0	0.00	0	0.00	0	0.00	0	0.00	0.00
75	Sherazad Sugar Private Ltd	0	0.00	0	0.00	0	0.00	0	0.00	0	0.00	0.00
76	Dave Investments Limited	0	0.00	0	0.00	0	0.00	0	0.00	0	0.00	0.00
77	New Arabian Estates Pvt. Ltd	74758	30.64	0	0.00	0	0.00	0	0.00	0	0.00	0.00
78	Ambad Investments Pvt Ltd	0	0.00	0	0.00	0	0.00	0	0.00	0	0.00	0.00
79	Mungappa Holdings Ltd (Formerly Parry Agro Industries Ltd)	0	0.00	0	0.00	0	0.00	0	0.00	0	0.00	0.00
80	Parry Enterprises India Ltd	32	3.01	0	0.00	0	0.00	0	0.00	0	0.00	0.00
81	Parry Agro Industries Ltd (Formerly Parry Estates Limited)	0	0.00	0	0.00	0	0.00	0	0.00	0	0.00	0.00
82	Ambad Enterprises Ltd	0	0.00	0	0.00	0	0.00	0	0.00	0	0.00	0.00
83	Ambad Holdings Pvt. Ltd	0	0.00	0	0.00	0	0.00	0	0.00	0	0.00	0.00
84	Mungappa Management Services Ltd	0	0.00	0	0.00	0	0.00	0	0.00	0	0.00	0.00
85	Parry Murray Ltd UK	0	0.00	0	0.00	0	0.00	0	0.00	0	0.00	0.00
86	Tute Investments of India Ltd	33780	13.85	0	0.00	0	0.00	0	0.00	0	0.00	0.00
87	T. T. T. Holdings Pvt Ltd	0	0.00	0	0.00	0	0.00	0	0.00	0	0.00	0.00
88	Enabaco C. ID	0	0.00	0	0.00	0	0.00	0	0.00	0	0.00	0.00
89	Siers SAS	0	0.00	0	0.00	0	0.00	0	0.00	0	0.00	0.00
90	Societe De Commercialisation De Composants Industriels	0	0.00	0	0.00	0	0.00	0	0.00	0	0.00	0.00
91	Sieds Company Ltd	0	0.00	0	0.00	0	0.00	0	0.00	0	0.00	0.00
92	Sharbi Gears Ltd	0	0.00	0	0.00	0	0.00	0	0.00	0	0.00	0.00
93	Chiamachiam Services Ltd	0	0.00	0	0.00	0	0.00	0	0.00	0	0.00	0.00
94	Chiamachiam Distribution Services Ltd	0	0.00	0	0.00	0	0.00	0	0.00	0	0.00	0.00
95	Chiamachiam Services Pvt. Ltd	0	0.00	0	0.00	0	0.00	0	0.00	0	0.00	0.00
96	Chiamachiam Investment and Finance Co. Ltd	550	0.23	0	0.00	0	0.00	0	0.00	0	0.00	0.00
97	Chiamachiam Risk Services Ltd	0	0.00	0	0.00	0	0.00	0	0.00	0	0.00	0.00
98	Chiamachiam Holdings Limited	0	0.00	0	0.00	0	0.00	0	0.00	0	0.00	0.00
99	Chiamachiam MS General Insurance Company Ltd	0	0.00	0	0.00	0	0.00	0	0.00	0	0.00	0.00
100	Chiamachiam MS Risk Services Ltd	0	0.00	0	0.00	0	0.00	0	0.00	0	0.00	0.00
101	Ti Enrich Holdings Limited	24240	9.93	0	0.00	0	0.00	0	0.00	0	0.00	0.00
102	Corpuscular Universal Ltd	0	0.00	0	0.00	0	0.00	0	0.00	0	0.00	0.00
103	CUWI America Inc	0	0.00	0	0.00	0	0.00	0	0.00	0	0.00	0.00
104	Nat Access India Limited	0	0.00	0	0.00	0	0.00	0	0.00	0	0.00	0.00
105	Southem Energy Development Corporation Ltd	0	0.00	0	0.00	0	0.00	0	0.00	0	0.00	0.00
106	Spring Abrasives Ltd	0	0.00	0	0.00	0	0.00	0	0.00	0	0.00	0.00
107	CUWI Australia Pty Ltd	0	0.00	0	0.00	0	0.00	0	0.00	0	0.00	0.00



Sheet1

108	QUMI Canada Inc	0	0.00	0	0.00	0	0.00	0	0.00	0.00	0.00	0.00
109	QUMI Middle East PZC	0	0.00	0	0.00	0	0.00	0	0.00	0.00	0.00	0.00
110	QUMI Operations Ltd	0	0.00	0	0.00	0	0.00	0	0.00	0.00	0.00	0.00
111	Veeshay Abrasives Works	0	0.00	0	0.00	0	0.00	0	0.00	0.00	0.00	0.00
112	Foster Zirconia Pty Limited, South Africa	0	0.00	0	0.00	0	0.00	0	0.00	0.00	0.00	0.00
113	QUMI Abrasives and Ceramics Company Ltd, China	0	0.00	0	0.00	0	0.00	0	0.00	0.00	0.00	0.00
114	QUMI Europe s r o	0	0.00	0	0.00	0	0.00	0	0.00	0.00	0.00	0.00
115	Thiade Refractories Sathibe Proprietary Limited	0	0.00	0	0.00	0	0.00	0	0.00	0.00	0.00	0.00
116	Wend Jingqi Ltd	0	0.00	0	0.00	0	0.00	0	0.00	0.00	0.00	0.00
117	Wend Jingqi Ltd	0	0.00	0	0.00	0	0.00	0	0.00	0.00	0.00	0.00
118	Kunigappa Morgan Thermal Creams Ltd	0	0.00	0	0.00	0	0.00	0	0.00	0.00	0.00	0.00
119	Qipha Ineqs Ltd	0	0.00	0	0.00	0	0.00	0	0.00	0.00	0.00	0.00
120	Pharmet Pvt. Ltd	0	0.00	0	0.00	0	0.00	0	0.00	0.00	0.00	0.00
121	Conemandel Engineering Company Limited	0	0.00	0	0.00	0	0.00	0	0.00	0.00	0.00	0.00
122	Kunigappa Educational & Medical Foundation	12220	0.01	0	0.00	0	0.00	0	0.00	0.00	0.00	0.00
123	MMI Anunachalam & Sons Private Limited	300	0.04	0	0.00	0	0.00	0	0.00	0.00	0.00	0.00
124	MMI Vellayan Sons P Ltd	3700	7.52	0	0.00	0	0.00	0	0.00	0.00	0.00	0.00
125	MM Muziah Sons P Ltd	0	0.00	0	0.00	0	0.00	0	0.00	0.00	0.00	0.00
126	Karlemans Estates Company	0	0.00	0	0.00	0	0.00	0	0.00	0.00	0.00	0.00
127	Velcomshan Group Estates	0	0.00	0	0.00	0	0.00	0	0.00	0.00	0.00	0.00
128	Kunigappa & Sons (M V MORUGESAN, V A Alagappan and M M Anunachalam holds shares on behalf of the Trust)	0	0.00	0	0.00	0	0.00	0	0.00	0.00	0.00	0.00
129	MM Muziah Research Foundation	4900	2.03	0	0.00	0	0.00	0	0.00	0.00	0.00	0.00
130	M A Anunachalam Holdings Pvt Limited	0	0.00	0	0.00	0	0.00	0	0.00	0.00	0.00	0.00
131	AMM Foundation	0	0.00	0	0.00	0	0.00	0	0.00	0.00	0.00	0.00
132	Genour Properties Pvt. Ltd	0	0.00	0	0.00	0	0.00	0	0.00	0.00	0.00	0.00
133	A. R. Lakshmi Ach. Trust	6000	1.64	0	0.00	0	0.00	0	0.00	0.00	0.00	0.00
134	M V Sreeba Subbiah Benefit Trust (S Vellayan & A Vellayan holds shares on behalf of the Trust)	0	0.00	0	0.00	0	0.00	0	0.00	0.00	0.00	0.00
135	Wah Subbiah Benefit Trust (S Vellayan & A Vellayan holds shares on behalf of the Trust)	0	0.00	0	0.00	0	0.00	0	0.00	0.00	0.00	0.00
136	MA Anunachalam Grand Children Trust (Anun Alagappan & A A Alagammai holds shares on behalf of the Trust)	0	0.00	0	0.00	0	0.00	0	0.00	0.00	0.00	0.00
137	MA Anunachalam Grand Children Trust (M M Anunachalam & Sagaraj Anunachalam holds shares on behalf of the Trust)	0	0.00	0	0.00	0	0.00	0	0.00	0.00	0.00	0.00
138	MA Anunachalam Grand Children Trust (M A Alagappan & M A M Anunachalam holds shares on behalf of the Trust)	0	0.00	0	0.00	0	0.00	0	0.00	0.00	0.00	0.00
139	Kunigappa Anunachalam Children Trust (M A ALAGAPPAN & M A M Anunachalam holds shares on behalf of the Trust)	0	0.00	0	0.00	0	0.00	0	0.00	0.00	0.00	0.00
140	V S Brahm Trust (M V Subbiah & Kenka Subbiah holds shares on behalf of the Trust)	0	0.00	0	0.00	0	0.00	0	0.00	0.00	0.00	0.00
141	K S Srinivasan Trust (M V Subbiah & S Vellayan holds shares on behalf of the Trust)	0	0.00	0	0.00	0	0.00	0	0.00	0.00	0.00	0.00
	TOTAL	162850	74.82	0	0.00	0	0.00	0	0.00	0.00	0.00	0.00



Statement showing holding of securities (including shares, warrants, convertible securities) of persons belonging to the category "Public" and holding more than 1% of the total number of shares

Name of the shareholder	Number of shares held	Shares as a percentage of total number of shares (i.e., Grand Total (A)+(B)+(C) indicated in Statement at para (I)(a) above)	Details of warrants		Details of convertible securities		Total shares (including underlying shares assuming full conversion of warrants and convertible securities) as a % of diluted share capital
			Number of warrants	As a % total number of warrants of the same class	Number of convertible securities held	% w.r.t total number of convertible securities of the same class	
IGFT PRIVATE LIMITED	10100	4.14					
DHARMESH R SHAH	3000	1.23					
ANUJ A SHETH JT.1. PARUL A SHETH	5200	2.54					
HITEN A SHETH JT.1. DEEPA H SHETH	5200	2.54					
GAGANDEEP CREDIT CAPITAL PVT. LTD.	5200	2.54					
PRESCIENT SECURITIES PVT. LTD.	5200	2.54					
ANVIL FINTRADE PVT. LTD.	5200	2.54					
TOTAL	44100	18.07					

Statement showing holding of securities (including shares, warrants, convertible securities) of persons (together with PAC) belonging to the category "public" and holding more than 5% of the total number of shares of the company

Name of the shareholder	Number of shares	Shares as a percentage of total number of shares (i.e., Grand Total (A)+(B)+(C) indicated in Statement at para (I)(a) above)	Details of warrants		Details of convertible securities		Total shares (including underlying shares assuming full conversion of warrants and convertible securities) as a % of diluted share capital
			Number of warrants held	As a % total number of warrants of the same class	Number of convertible securities held	% w.r.t total number of convertible securities of the same class	
Nil	Nil	Nil					
TOTAL	Nil	Nil					

STATEMENT SHOWING DETAILS OF LOCKED-IN SHARES

NAME OF THE SHAREHOLDER	CAT. CODE	NO. OF LOCKED-IN SHARES	LOCKED IN SHARES AS A % OF TOTAL NO. OF SHARES (i.e. GRAND TOTAL (A)+(B)+(C) INDICATED IN STATEMENT AT PARA (I)(a) ABOVE)
Nil	Nil	Nil	Nil



(f)(c)(i) Statement showing holding of securities (including shares, warrants, convertible securities) of persons belonging to the category "public" and holding more than 1% of the total number of shares							
Sr No.	Name of the shareholder	Number of shares held	Shares as a percentage of total number of shares (i.e., Grand Total (A)+(B)+(C) indicated in Statement at para (l)(a) above)	Details of warrants			Total shares (including underlying shares assuming full conversion of warrants and convertible securities) as a % of diluted share capital
				Number of warrants	As a % total number of warrants of the same class	Number of convertible securities held	
1	IGFT PRIVATE LIMITED	10100	4.14				
2	DHARMESH R SHAH	3000	1.23				
3	ANUJA SHETH JT.1. PARUL A SHETH	6200	2.54				
4	HITEN A SHETH JT.1. DEEPA H SHETH	6200	2.54				
5	GAGANDEEP CREDIT CAPITAL PVT. LTD.	6200	2.54				
6	PRESICENT SECURITIES PVT. LTD.	6200	2.54				
7	ANVIL FINTRADE PVT. LTD.	6200	2.54				
	TOTAL	44100	18.07				

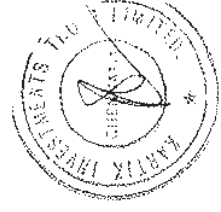
(f)(c)(ii) Statement showing holding of securities (including shares, warrants, convertible securities) of persons (together with PAC) belonging to the category "public" and holding more than 5% of the total number of shares of the company							
Sr No.	Name of the shareholder	Number of shares	Shares as a percentage of total number of shares (i.e., Grand Total (A)+(B)+(C) indicated in Statement at para (l)(a) above)	Details of warrants			Total shares (including underlying shares assuming full conversion of warrants and convertible securities) as a % of diluted share capital
				Number of warrants	As a % total number of warrants of the same class	Number of convertible securities held	
	Nil	Nil	Nil				
	TOTAL	Nil	Nil				

(f)(c) STATEMENT SHOWING DETAILS OF LOCKED-IN SHARES			
Sr. No	NAME OF THE SHAREHOLDER	CAT. CODE	NO. OF LOCKED-IN SHARES (i.e. GRAND TOTAL (A)+(B)+(C) INDICATED IN STATEMENT AT PARA (I)(a) ABOVE)
	Nil	Nil	Nil
	TOTAL	Nil	Nil



(i)(a) Statement showing details of Depository Receipts (DRs)				
Sr No.	Type of outstanding DR (ADRs, GDRs, SDRs, etc.)	Number of outstanding DRs	Number of shares underlying outstanding DRs	Shares underlying outstanding DRs as a percentage of total number of shares (i.e., Grand Total (A)+(B)+(C) indicated in Statement at para (i)(a) above)
	Nil	Nil	Nil	Nil
	TOTAL	Nil	Nil	Nil

(ii)(b) Statement showing Holding of Depository Receipts (DRs), where underlying shares held by "Promoter/Promoter Group" are in excess of 1% of the total number of shares				
Sr No.	Name of the DR Holder	Type of outstanding DR (ADRs, GDRs, SDRs, etc.)	Number of shares underlying outstanding DRs	Shares underlying outstanding DRs as a percentage of total number of shares (i.e., Grand Total (A)+(B)+(C) indicated in Statement at para (i)(a) above)
	Nil	Nil	Nil	Nil
	TOTAL	Nil	Nil	Nil



(B)(a) Statement showing the voting pattern of shareholders, if more than one class of shares/securities is issued by the issuer.

Category Code	Category of Shareholder	Number of Voting Rights held in each class of securities	Class X - EQUITY (I)(i)	Class Y (II)	Class Z (III)	Total Voting Rights (I+II+V)	As a % of (A+B) (VII)	As a percentage of (A+B+C) (VIII)
(A)	PROMOTER AND PROMOTER GROUP							
(A)	INDIAN							
(a)	Individuals / Hindu Undivided Family							
(b)	Central Government / State Government(s)							
(c)	Bodies Corporate							
(d)	Financial Institutions / Banks							
(e)	Any Other - Promoter Trust							
	Sub-Total (A)(1)							
(B)	Foreign							
(a)	Individuals (Non-Resident Individuals/Foreign Individuals)							
(b)	Bodies Corporate							
(c)	Institutions							
(d)	Any Other (Specify)							
	Sub-Total (B)(2)							
	Total Shareholding of Promoter and Promoter Group (A) = (A)(1) + (A)(2)							
(B)	Public shareholding							
(1)	Institutions							
(a)	Mutual Funds(FI)							
(b)	Financial Institutions / Banks							
(c)	Central Government / State Government(s)							
(d)	Venture Capital Funds							
(e)	Insurance Companies							
(f)	Foreign Institutional Investors							
(g)	Foreign Venture Capital Investors							
(h)	Any Other (Specify)							
	Sub-Total (B)(1)							
(2)	Non-institutions							
(a)	Bodies Corporate							
(b)	Individuals							
	i. Individual shareholders holding nominal share capital up to Rs. 1 lakh.							
	ii. Individual shareholders holding nominal share capital in excess of Rs. 1 lakh							
(c)	Any Other (Specify)							
	i) Non-Resident Indians							
	ii) Foreign Nationals							
	(b) Trust							
	(iv) Creating Members							
	(v) Overseas Corporate Bodies							
	(vi) Company Buy Back offer							
	Sub-Total (B)(2)							
	Total Public Shareholding B = (B)(1) + (B)(2)							
	TOTAL (A+B)							
(C)	Shares held by Custodians and against which Depository Receipts have been issued							
	GRAND TOTAL (A+B+C)							

Not applicable

