

<b>I (a) Statement showing Shareholding Pattern</b>			
<b>Name of the Company : MAN INFRACONSTRUCTION LIMITED</b>			
<b>Scrip Code : 533169 / MANINFRA</b>		<b>Class of Security : EQUITY</b>	
<b>Quarter ended : 31st March, 2015</b>			
<b>Partly Paid-up shares</b>	<b>No. of Partly Paid-up shares</b>	<b>As a % of total no. of partly paid-up shares</b>	<b>As a % of total no. of shares of the Company</b>
Held by promoter / promoter group	0	0	0
Held by public	0	0	0
<b>Total</b>	<b>0</b>	<b>0</b>	<b>0</b>
<b>Outstanding convertible securities</b>	<b>No. of outstanding securities</b>	<b>As a % of total no. of outstanding convertible securities</b>	<b>As a % of total no. of shares of the Company, assuming full conversion of the convertible securities</b>
Held by promoter / promoter group	0	0	0
Held by public	0	0	0
<b>Total</b>	<b>0</b>	<b>0</b>	<b>0</b>
<b>Warrants</b>	<b>No. of warrants</b>	<b>As a % of total no. of warrants</b>	<b>As a % of total no. of shares of the Company, assuming full conversion of warrants</b>
Held by promoter / promoter group	0	0	0
Held by public	0	0	0
<b>Total</b>	<b>0</b>	<b>0</b>	<b>0</b>
<b>Total paid-up capital of the company, assuming full conversion of warrants and convertible securities</b>	The total paid-up Capital of the Company is Rs. 49,50,00,540/- (Rupees Forty Nine Crores Fifty Lac Five Hundred and Forty Only) divided into 24,75,00,270 Equity Shares of Rs. 2/- each. There were no outstanding warrants/convertible securities as on 31st March, 2015.		



**Statement Showing Shareholding Pattern**

Name of the Company : MAN INFRACONSTRUCTION LIMITED

Scrip Code :


533169

MANINFRA

Quarter Ended :

31.03.2015

Category code (I)	Category of Shareholder (II)	Number of Shareholders (III)	Total number of shares (IV)	Number of shares held in dematerialized form (V)	Total shareholding as a percentage of total number of shares		Shares Pledged or otherwise encumbered	
					As a percentage of (A+B) <sup>1</sup> (VI)	As a percentage of (A+B+C) (VII)	Number of Shares (VIII)	As a percentage (IX)= (VIII)/(IV)*100
<b>(A)</b>	<b>Shareholding of Promoter and Promoter Group<sup>2</sup></b>							
<b>1</b>	<b>Indian</b>							
(a)	Individuals/ Hindu Undivided Family	10	163,368,175	163,368,175	66.01	66.01	0	0
(b)	Central Government/ State	0	0	0	0.00	0.00	0	0
(c)	Bodies Corporate	0	0	0	0.00	0.00	0	0
(d)	Financial Institutions/ Banks	0	0	0	0.00	0.00	0	0
(e)	Qualified Foreign Investors	0	0	0	0	0	0	0
(f)	Any Others(Specify)	0	0	0	0.00	0.00	0	0
	<b>Sub Total(A)(1)</b>	<b>10</b>	<b>163,368,175</b>	<b>163,368,175</b>	<b>66.01</b>	<b>66.01</b>	<b>0</b>	<b>0</b>
<b>2</b>	<b>Foreign</b>							
a	Individuals (Non-Residents Individuals/ Foreign Individuals)	0	0	0	0.00	0.00	0	0
b	Bodies Corporate	0	0	0	0.00	0.00	0	0
c	Institutions	0	0	0	0.00	0.00	0	0
d	Qualified Foreign Investor	0	0	0	0.00	0.00	0	0
e	Any Others(Specify)	0	0	0	0.00	0.00	0	0
	<b>Sub Total(A)(2)</b>	<b>0</b>	<b>0</b>	<b>0</b>	<b>0.00</b>	<b>0.00</b>	<b>0</b>	<b>0</b>
	<b>Total Shareholding of Promoter and Promoter Group (A)= (A)(1)+(A)(2)</b>	<b>10</b>	<b>163,368,175</b>	<b>163,368,175</b>	<b>66.01</b>	<b>66.01</b>	<b>0</b>	<b>0</b>
<b>(B)</b>	<b>Public shareholding</b>							
<b>1</b>	<b>Institutions</b>							
(a)	Mutual Funds/ UTI	0	0	0	0.00	0.00	0	0
(b)	Financial Institutions/ Banks	4	4,794,389	4,794,389	1.94	1.94	74,236	1.55
(c)	Central Government/ State	0	0	0	0.00	0.00	0	0
(d)	Venture Capital Funds	0	0	0	0.00	0.00	0	0
(e)	Insurance Companies	0	0	0	0.00	0.00	0	0
(f)	Foreign Institutional Investors	2	86,845	86,845	0.03	0.03	0	0
(g)	Foreign Venture Capital Investors	0	0	0	0.00	0.00	0	0
(h)	Qualified Foreign Investors	0	0	0	0.00	0.00	0	0
(i)	Any other	0	0	0	0.00	0.00	0	0
	<b>Sub-Total (B)(1)</b>	<b>6</b>	<b>4,881,234</b>	<b>4,881,234</b>	<b>1.97</b>	<b>1.97</b>	<b>74,236</b>	<b>1.52</b>
<b>B 2</b>	<b>Non-institutions</b>							
(a)	Bodies Corporate	431	10,655,816	10,655,816	4.30	4.30	1,505,049	14.12
(b)	Individuals							
I	i. Individuals shareholders holding nominal share capital up to Rs 1 lakh	15,547	16,648,515	16,543,345	6.73	6.73	93,326	0.56
II	ii. Individual shareholders holding nominal share capital in excess of Rs. 1 lakh.	57	23,657,340	23,657,340	9.56	9.56	0	0.00
(c)	Qualified Foreign Investors (Corporate)	0	0	0	0.00	0.00	0	0.0
(d)	Qualified Foreign Investors (Individual)	0	0	0	0.00	0.00	0	0.0
(e)	Foreign Portfolio Investor (Individual)	0	0	0	0.00	0.00	0	0.0
(f)	Foreign Portfolio Investor (Corporate)	1	338,670	338,670	0.14	0.14	0	0.0
(g)	Any Other (specify) -							
(g-i)	Clearing Member	243	2,264,963	2,264,963	0.91	0.91	351,392	15.51
(g-ii)	Office Bearer	79	241,125	241,125	0.10	0.10	0	0
(g-iii)	Market Maker	0	0	0	0.00	0.00	0	0
(g-iv)	<b>Foreign Nationals</b>							
	NRI (Repat)	181	570,077	570,077	0.23	0.23	0	0
	NRI (Non-Repat)	49	69,322	69,322	0.03	0.03	0	0
(g-v)	Overseas Bodies Corporate	1	17,784,425	17,784,425	7.18	7.18	0	0
(g-vi)	Directors	5	4,949,445	4,949,445	2.00	2.00	0	0
(g-vii)	Trusts	4	4,315	4,315	0.00	0.00	0	0
(g-viii)	Hindu Undivided Family	4	2,066,848	2,064,973	0.84	0.84	0	0
	<b>Sub-Total (B)(2)</b>	<b>16,602</b>	<b>79,250,861</b>	<b>79,143,816</b>	<b>32.02</b>	<b>32.02</b>	<b>1,949,767</b>	<b>2.46</b>
<b>(B)</b>	<b>Total Public Shareholding (B)= (B)(1)+(B)(2)</b>	<b>16,608</b>	<b>84,132,095</b>	<b>84,025,050</b>	<b>33.99</b>	<b>33.99</b>	<b>2,024,003</b>	<b>2.41</b>
	<b>TOTAL (A)+(B)</b>	<b>16,618</b>	<b>247,500,270</b>	<b>247,393,225</b>	<b>100.00</b>	<b>100.00</b>	<b>2,024,003</b>	<b>0.82</b>
<b>(C)</b>	<b>Shares held by Custodians and against which Depository Receipts have been issued</b>	0	0		0.00	0.00	0	0
	<b>GRAND TOTAL (A)+(B)+(C)</b>	<b>16,618</b>	<b>247,500,270</b>	<b>247,393,225</b>	<b>100.00</b>	<b>100.00</b>	<b>2,024,003</b>	<b>0.82</b>



<b>NOTES</b>	
<b>(I)(a) Sr. No.</b>	
1	The above information has been prepared based on the data furnished by Link Intime India Private Limited, Company's Registrar and Share Transfer Agent.
2	Number of Shareholders have been stated on the basis of demat folio and registered physical folios furnished by Link Intime India Private Limited.
3	The number of shareholders stands for the total number of demat accounts/folios of all the shareholders of the Company.




(I)(b) Statement showing holding of securities (including shares, warrants, convertible securities) of persons belonging to the category "Promoter and Promoter Group"

Sr. No.	Name and PAN of the shareholder	Details of Shares held		Encumbered shares (*)			Details of warrants		Details of convertible securities		Total shares (including underlying shares assuming full conversion of warrants and convertible securities) as a % of diluted share capital
		Number of shares held	As a % of grand total (A)+(B)+(C)	No.	As a percentage	As a % of grand total (A)+(B)+(C) of sub-clause (I)(a)	Number of warrants held	As a % total number of warrants of the same class	Number of convertible securities held	As a % total number of convertible securities of the same class	
(I)	(II)	(III)	(IV)	(V)	(VI)=(V)/(III)*100	(VII)	(VIII)	(IX)	(X)	(XI)	(XII)
1	Parag K. Shah* AAHPS5248M	80,770,805	32.63	0	0.00	0.00	0	0	0	0	32.63
2	Mansi P. Shah* ALEPS4558A	53,985,695	21.81	0	0.00	0.00	0	0	0	0	21.81
3	Parag K. Shah HUF AACHP9365B	7,619,220	3.08	0	0.00	0.00	0	0	0	0	3.08
4	Manan P. Shah BGWPS7586Q	10,225,000	4.13	0	0.00	0.00	0	0	0	0	4.13
5	Vatsal P. Shah (Father and Natural Guardian-Mr. Parag K. Shah) BGWPS7678R	10,000,000	4.04	0	0.00	0.00	0	0	0	0	4.04
6	Purvi M. Shah AGKPS7774D	767,455	0.31	0	0.00	0.00	0	0	0	0	0.31
<b>TOTAL</b>		<b>163,368,175</b>	<b>66.01</b>	<b>0</b>	<b>0.00</b>	<b>0.00</b>	<b>0</b>	<b>0</b>	<b>0</b>	<b>0</b>	<b>66.01</b>

**Note:**


\* Some of these shres are held jointly.

As per the email of SEBI dated 12.09.2011 regarding consolidation of holdings, received by Link Intime India Private Limited (RTA) and as per the data provided by the RTA, the Shareholding is consolidated on the basis of PAN.



**(I)(c)(i) Statement showing holding of securities (including shares, warrants, convertible securities) of persons belonging to the category "Public" and holding more than 1% of the total number of shares**

Sr. No.	Name of the shareholder	Number of shares held	Shares as a percentage of total number of shares {i.e., Grand Total (A)+(B)+(C) indicated in Statement at para (I)(a) above}	Details of warrants		Details of convertible securities		Total shares (including underlying shares assuming full conversion of warrants and convertible securities) as a % of diluted share capital
				Number of warrants held	As a % total number of warrants of the same class	Number of convertible securities held	% w.r.t total number of convertible securities of the same class	
1	SA1 Holding Infrastructure Company (P) Limited	17,784,425	7.19	0	0	0	0	7.19
2	Suketu R. Shah	4,877,185	1.97	0	0	0	0	1.97
3	Eden Realtors Private Limited	3,951,228	1.60	0	0	0	0	1.60
4	Jhunjhunwala Rakesh Radheshyam	3,000,000	1.21	0	0	0	0	1.21
5	Life Insurance Corporation of India	2,918,683	1.18					1.18
<b>TOTAL</b>		<b>32,531,521</b>	<b>13.14</b>	<b>0</b>	<b>0</b>	<b>0</b>	<b>0</b>	<b>13.14</b>



(I)(c)(ii) Statement showing holding of securities (including shares, warrants, convertible securities) of persons (together with PAC) belonging to the category "Public" and holding more than 5% of the total number of shares of the company

Sr. No.	Name(s) of the shareholder(s) and the Persons Acting in Concert (PAC) with them	Number of shares	Shares as a percentage of total number of shares {i.e., Grand Total (A)+(B)+(C) indicated in Statement at para (I)(a) above}	Details of warrants		Details of convertible securities		Total shares (including underlying shares assuming full conversion of warrants and convertible securities) as a % of diluted share capital
				Number of warrants	As a % total number of warrants of the same class	Number of convertible securities held	% w.r.t total number of convertible securities of the same class	
1	SA1 Holding Infrastructure Company (P) Limited	17,784,425	7.19	0	0	0	0	7.19
<b>TOTAL</b>		<b>17,784,425</b>	<b>7.19</b>	<b>0</b>	<b>0</b>	<b>0</b>	<b>0</b>	<b>7.19</b>



(I)(d) Statement showing details of locked-in shares

Sr. No.	Name of the shareholder	Category	Number of locked-in shares	Locked-in shares as a percentage of total number of shares {i.e., Grand Total (A)+(B)+(C) indicated in Statement at para (I)(a) above}
	N.A		Nil	
	<b>TOTAL</b>		<b>0.00</b>	<b>0.00</b>



(II)(a) Statement showing details of Depository Receipts (DRs)

Sr. No.	Type of outstanding DR (ADRs, GDRs, SDRs, etc.)	Number of outstanding DRs	Number of shares underlying outstanding DRs	Shares underlying outstanding DRs as a percentage of total number of shares {i.e., Grand Total (A)+(B)+(C) indicated in Statement at para (I)(a) above}
	N.A	Nil		
<b>TOTAL</b>		<b>0</b>	<b>0</b>	<b>0.00</b>





**(II)(b) Statement showing Holding of Depository Receipts (DRs), where underlying shares are in excess of 1% of the total number of shares**

Sr. No.	Name of the DR Holder	Type of outstanding DR (ADRs, GDRs, SDRs, etc.)	Number of shares underlying outstanding DRs	Shares underlying outstanding DRs as a percentage of total number of shares {i.e., Grand Total (A)+(B)+(C) indicated in Statement at para (I)(a) above}
	N.A		Nil	
<b>TOTAL</b>			<b>0</b>	<b>0</b>

