


		Introductory sub-table (I)(a)		
<b>Name of the Company:</b>		MARATHON NEXTGEN REALTY LIMITED		
<b>Scrip Code, Name of the scrip, class of security:</b>		503101		
<b>Quarter ended:</b>		31/03/2015		
<b>Partly paid-up shares:-</b>		<b>No. of partly paid-up shares</b>	<b>As a % of total no. of partly paid-up shares</b>	<b>As a % of total no. of shares of the company</b>
Held by promoter/promoter group		NIL	NIL	NIL
Held by public		NIL	NIL	NIL
<b>Total - D</b>		<b>NIL</b>	<b>NIL</b>	<b>NIL</b>
<b>Outstanding convertible securities:-</b>		<b>No. of outstanding securities</b>	<b>As a % of total no. of outstanding convertible securities</b>	<b>As a % of total no. of shares of the company, assuming full conversion of the convertible securities</b>
Held by promoter/promoter group		NIL	NIL	NIL
Held by public		NIL	NIL	NIL
<b>Total - E</b>		<b>NIL</b>	<b>NIL</b>	<b>NIL</b>
<b>Warrants:-</b>		<b>No. of warrants</b>	<b>As a % of total no. of warrants</b>	<b>As a % of total no. of shares of the company, assuming full conversion of warrants</b>
Held by promoter/promoter group		NIL	NIL	NIL
Held by public		NIL	NIL	NIL
<b>Total - F</b>		<b>NIL</b>	<b>NIL</b>	<b>NIL</b>
<b>Total paid-up capital of the company, assuming full conversion of warrants and convertible securities</b>		<b>18958230 Equity Shares</b>		




**Statement Showing Shareholding Pattern**


Company Name: MARATHON NEXTGEN REALTY LIMITED

Table (I)(a)

Category code	Category of Shareholder	Number of Shareholders	Total number of shares	Number of shares held in dematerialized form	Total shareholding as a percentage of total number of shares		Shares Pledged or otherwise encumbered	
					As a percentage of (A+B) 1 (VI)	As a percentage of (A+B+C) (VII)		
(I)	(II)	(III)	(IV)	(V)	(VI)	(VII)	(VIII)	(IX) = (VIII)/(IV)*100
<b>(A)</b>	<b>Shareholding of Promoter and Promoter Group 2</b>							
	<b>1 Indian</b>							
(a)	Individuals/ HUF	0	0	0	0.00	0.00	0	0.00
(b)	Central Govt./ State Govt.(s)	0	0	0	0.00	0.00	0	0.00
(c)	Bodies Corporate	1	14218000	14218000	75.00	75.00	0	0.00
(d)	Financial Institutions/ Banks	0	0	0	0.00	0.00	0	0.00
(e)	Any Others(Specify)							
(e-i)	Directors Relatives	4	400	400	0.00	0.00	0	0.00
(e-ii)	Directors	2	200	200	0.00	0.00	0	0.00
	<b>Sub Total(A)(1)</b>	<b>7</b>	<b>14218600</b>	<b>14218600</b>	<b>75.00</b>	<b>75.00</b>	<b>0</b>	<b>0.00</b>
	<b>2 Foreign</b>							
a	Individuals (NRI/Foreign Individuals)	0	0	0	0.00	0.00	0	0.00
b	Bodies Corporate	0	0	0	0.00	0.00	0	0.00
c	Institutions	0	0	0	0.00	0.00	0	0.00
d	Qualified Foreign Investor	0	0	0	0.00	0.00	0	0.00
e	Any Others(Specify)	0	0	0	0.00	0.00	0	0.00
	<b>Sub Total(A)(2)</b>	<b>0</b>	<b>0</b>	<b>0</b>	<b>0.00</b>	<b>0.00</b>	<b>0</b>	<b>0.00</b>
	<b>Total Shareholding of Promoter and Promoter Group (A) = (A)(1)+(A)(2)</b>	<b>7</b>	<b>14218600</b>	<b>14218600</b>	<b>75.00</b>	<b>75.00</b>	<b>0</b>	<b>0.00</b>



(B)	Public shareholding												
<b>1</b>	<b>Institutions</b>												
(a)	Mutual Funds/ UTI	6	503		15		0.00	0.00				0.00	0.00
(b)	Financial Institutions / Banks	2	1485		1155		0.01	0.01				0.00	0.00
(c)	Central Government/ State Government(s)	0	0		0		0.00	0.00				0.00	0.00
(d)	Venture Capital Funds	0	0		0		0.00	0.00				0.00	0.00
(e)	Insurance Companies	0	0		0		0.00	0.00				0.00	0.00
(f)	Foreign Institutional Investors	0	0		0		0.00	0.00				0.00	0.00
(g)	Foreign Venture Capital Investors	0	0		0		0.00	0.00				0.00	0.00
(h)	Qualified Foreign Investor	0	0		0		0.00	0.00				0.00	0.00
(i)	Any Other (specify)	0	0		0		0.00	0.00				0.00	0.00
	<b>Sub-Total (B)(1)</b>	<b>8</b>	<b>1988</b>		<b>1170</b>		<b>0.01</b>	<b>0.01</b>				<b>0.01</b>	<b>0.00</b>
<b>B 2</b>	<b>Non-institutions</b>												
(a)	Bodies Corporate	103	190492		125950		1.00	1.00				0.00	0.00
(b)	Individuals												
I	Ind-Hold nominal shr capital upto Rs.1L	4369	885553		774703		4.67	4.67				0.00	0.00
II	Ind-Hold nominal shr capital in excess of Rs.1L	29	3531029		3531029		18.63	18.63				0.00	0.00
(c)	Qualified Foreign Investor	0	0		0		0.00	0.00				0.00	0.00
(d)	Any Other (specify)												
(d-i)	Others	0	0		0		0.00	0.00				0.00	0.00
(d-ii)	Clearing member	8	1169		1169		0.01	0.01				0.00	0.00
(d-iii)	NRIIs	34	126706		126706		0.67	0.67				0.00	0.00
(d-iv)	NRI Corp Bodies	0	0		0		0.00	0.00				0.00	0.00
(d-v)	Foreign Corp Bodies (Including FDI)	0	0		0		0.00	0.00				0.00	0.00
(d-vi)	Customers	0	0		0		0.00	0.00				0.00	0.00
(d-vii)	Suppliers	0	0		0		0.00	0.00				0.00	0.00
(d-viii)	Foreign Nationals	0	0		0		0.00	0.00				0.00	0.00
(d-ix)	Trusts	4	2693		2693		0.01	0.01				0.00	0.00
(d-x)	Foreign (Promoters)	0	0		0		0.00	0.00				0.00	0.00
(d-xi)	Directors	0	0		0		0.00	0.00				0.00	0.00
(d-xii)	Directors Relatives	0	0		0		0.00	0.00				0.00	0.00
(d-xiii)	Foreign Individuals (Including FDI)	0	0		0		0.00	0.00				0.00	0.00
	<b>Sub-Total (B)(2)</b>	<b>4547</b>	<b>4737642</b>		<b>4562250</b>		<b>24.99</b>	<b>24.99</b>				<b>24.99</b>	<b>0.00</b>
<b>(B)</b>	<b>Total Public Shareholding (B) = (B)(1)+(B)(2)</b>	<b>4555</b>	<b>4739630</b>		<b>4563420</b>		<b>25.00</b>	<b>25.00</b>				<b>25.00</b>	<b>0.00</b>
	<b>TOTAL (A)+(B)</b>	<b>4562</b>	<b>18958230</b>		<b>18782020</b>		<b>100.00</b>	<b>100.00</b>				<b>100.00</b>	<b>0.00</b>



(C)	Shares held by Custodians and against which Depository Receipts have been issued							
1	Promoter and Promoter Group	0	0	0.00	0	0.00	0	0.00
2	Public -	0	0	0.00	0	0.00	0	0.00
	Sub-Total (C)	0	0	0.00	0	0.00	0	0.00
	GRAND TOTAL (A)+(B)+(C)	4562	18958230	100.00	18782020	100.00	0	0.00



(I)(b) Statement showing holding of securities (including shares, warrants, convertible securities) of persons belonging to the category "Promoter and Promoter Group"													
Sr. No.	Name of the shareholder	Details of Shares held			Encumbered shares (*)			Details of warrants			Details of convertible securities		Total shares (including underlying shares assuming full conversion of warrants and convertible securities) as a % of diluted share capital
		Number of shares held	As a % of grand total (A) + (B) + (C)	No.	As a percentage	As a % of grand total (A) + (B) + (C) of sub-clause (I)(a)	Number of warrants held	As a % Total Number of warrants of the same Class	Number of convertible securities held	As a % Total Number of convertible securities of the same Class			
(I)	(II)	(III)	(IV)	(V)	(VI)	(VII)	(VIII)	(IX)	(X)	(XI)	(XII)		
1	ANSUYA RAMNIKAL SHAH	100	0.00	0	0.00	0.00	0	0.00	0	0.00	0.00	0.00	
2	CHETAN RAMNIKAL SHAH	100	0.00	0	0.00	0.00	0	0.00	0	0.00	0.00	0.00	
3	ITHACA INFORMATICS PVT LTD	14218000	75.00	0	0.00	0.00	0	0.00	0	0.00	0.00	0.00	
4	MAYUR RAMNIKAL SHAH	100	0.00	0	0.00	0.00	0	0.00	0	0.00	0.00	0.00	
5	RAMNIKAL Z SHAH	100	0.00	0	0.00	0.00	0	0.00	0	0.00	0.00	0.00	
6	SHAILAJA CHETAN SHAH	100	0.00	0	0.00	0.00	0	0.00	0	0.00	0.00	0.00	
7	SONAL MAYUR SHAH	100	0.00	0	0.00	0.00	0	0.00	0	0.00	0.00	0.00	
	<b>TOTAL</b>	<b>14218600</b>	<b>75.00</b>	<b>0</b>	<b>0.00</b>	<b>0.00</b>	<b>0</b>	<b>0.00</b>	<b>0</b>	<b>0.00</b>	<b>0.00</b>	<b>0.00</b>	

(\* The term "encumbrance" has the same meaning as assigned to it in regulation 28(3) of the SAST Regulations, 2011



(I)(c)(i) Statement showing holding of securities (including shares, warrants, convertible securities) of persons belonging to the category "Public" and holding more than 1% of the total number of shares									
Sr. No.	Name of the shareholder	Number of shares held	Shares as a percentage of total number of shares {i.e., Grand Total (A)+(B)+(C) indicated in Statement at para (I)(a) above}	Details of warrants		Details of convertible securities held	As a % Total Number of convertible securities of the same Class	Total shares (including underlying full Conversion of warrants and convertible securities) as a % of diluted share capital	
				Number of warrants held	As a % Total Number of warrants of the same Class				
1	KHYATI SUDHIR VALIA	525553	2.77	0	0.00	0.00	0	0.00	
2	PARESH MOHANLAL PAREKH	520553	2.75	0	0.00	0.00	0	0.00	
3	RAJANYA ADITYA RAVASIA	233000	1.23	0	0.00	0.00	0	0.00	
4	SHOORJI ADITYA PRATAPSIKH	233000	1.23	0	0.00	0.00	0	0.00	
5	SHRADDHA SUDHIR VALIA	525553	2.77	0	0.00	0.00	0	0.00	
6	VIJAY MOHANLAL PAREKH	520553	2.75	0	0.00	0.00	0	0.00	
	<b>TOTAL</b>	<b>2558212</b>	<b>13.49</b>	<b>0</b>	<b>0.00</b>	<b>0.00</b>	<b>0</b>	<b>0.00</b>	<b>0.00</b>



(I)(c)(ii) Statement showing holding of securities (including shares, warrants, convertible securities) of persons (together with PAC) belonging to the category "Public" and holding more than 5% of the total number of shares of the company								
Sr. No.	Name(s) of the shareholder(s) and the Persons Acting in Concert (PAC) with them	Number of shares	Shares as a percentage of total number of shares {i.e., Grand Total (A)+(B)+(C) indicated in Statement at para (I)(a) above}	Details of warrants		Details of convertible securities		Total shares (including underlying shares assuming full conversion of warrants and convertible securities) as a % of diluted share capital
				Number of warrants	As a % Total Number of warrants of the same Class	Number of convertible securities held	% w.r.t Total Number of convertible securities of the same Class	
1		0	0.00	0	0.00	0	0.00	0.00
	<b>TOTAL</b>	<b>0</b>	<b>0.00</b>	<b>0</b>	<b>0.00</b>	<b>0</b>	<b>0.00</b>	<b>0.00</b>




(I)(d)	<u>Statement showing details of locked-in shares</u>	Name of the shareholder	Number of locked-in shares	Locked-in shares as a percentage of total number of shares {i.e., Grand Total (A)+(B)+(C) indicated in Statement at para (I)(a) above}	Promoter / Promoter Group / Public
Sr. No.	1		0	0.00	
			0	0.00	
		<b>TOTAL</b>	<b>0</b>	<b>0.00</b>	





<b>(II) (a) Statement showing details of Depository Receipts (DRs)</b>			
<b>Sr. No.</b>	<b>Type of outstanding DR (ADRs, GDRs, SDRs, etc.)</b>	<b>Number of outstanding DRs</b>	<b>Number of shares underlying outstanding DRs</b>
1		0	0
<b>TOTAL</b>		<b>0</b>	<b>0</b>
			<b>Shares underlying outstanding DRs as a percentage of total number of shares {i.e., Grand Total (A)+(B)+(C) indicated in Statement at para (I)(a) above}</b>
			0
			0



<u>Statement showing holding of Depository Receipts (DRs), where underlying shares held by promoter/promoter group are in excess of 1% of the total number of shares</u>				
<b>(II)(b)</b>	<b>Name of the DR Holder</b>	<b>Type of outstanding DR (ADRs, GDRs, SDRs, etc.)</b>	<b>Number of shares underlying outstanding DRs</b>	<b>Shares underlying outstanding DRs as a percentage of total number of shares {i.e., Grand Total (A)+(B)+(C) indicated in Statement at para (I)(a) above}</b>
1		0	0	0
	<b>TOTAL</b>	<b>0</b>	<b>0</b>	<b>0</b>

