


Introductory sub-table (I)(a)


Name of the Company: OIL COUNTRY TUBULAR LIMITED

Scrip Code : 1) BSE Scrip: 500313, 2) NSE Scrip: OILCOUNTUB, class of security : EQUITY

As on 31st March, 2015

Partly paid-up shares:-	No. of partly paid-up shares	As a % of total no. of partly paid-up shares	As a % of total no. of shares of the company
Held by promoter/promoter group	0	0.00	0.00
Held by public	0	0.00	0.00
Total	0	0.00	0.00
Outstanding convertible securities:-	No. of outstanding securities	As a % of total no. of outstanding convertible securities	As a % of total no. of shares of the company, assuming full conversion of the convertible securities
Held by promoter/promoter group	0	0.00	0.00
Held by public	0	0.00	0.00
Total	0	0.00	0.00
Warrants:-	No. of warrants	As a % of total no. of warrants	As a % of total no. of shares of the company, assuming full conversion of warrants
Held by promoter/promoter group	0	0.00	0.00
Held by public	0	0.00	0.00
Total	0	0.00	0.00
Total paid-up capital of the company, assuming full conversion of warrants and convertible securities	44289530		100





Statement Showing Shareholding Pattern: OIL COUNTRY TUBULAR LIMITED AS ON 31.03.2015

Category code	Category of Shareholder	Number of Shareholders	Table (I)(a)				Shares Pledged or otherwise encumbered	
			Total number of shares	Number of shares held in dematerialized form	Total shareholding as a percentage of total number of shares		Number of shares	As a percentage
			(IV)	(V)	As a percentage of (A+B) ¹	(VI)		
(I)	(II)	(III)	(IV)	(V)	(VI)	(VII)	(VIII)	(IX)= (VIII)/(IV)*100
(A)	Shareholding of Promoter and Promoter Group							
1	Indian							
(a)	Individuals/ Hindu Undivided Family	17	7,210,266	7,210,266	16.28	16.28	-	-
(b)	Central Government/ State Government(s)	-	-	-	-	-	-	-
(c)	Bodies Corporate	2	14,674,026	14,674,026	33.13	33.13	-	-
(d)	Financial Institutions/ Banks	-	-	-	-	-	-	-
(e)	Any Others(Specify)	-	-	-	-	-	-	-
	Sub Total(A)(1)	19	21,884,292	21,884,292	49.41	49.41	-	-
2	Foreign							
a	Individuals (Non-Residents)							
	Individuals/ Foreign Individuals)	-	-	-	-	-	-	-
b	Bodies Corporate	-	-	-	-	-	-	-
c	Institutions	-	-	-	-	-	-	-
d	Any Others(Specify)	-	-	-	-	-	-	-
	Sub Total(A)(2)	-	-	-	-	-	-	-
	Total Shareholding of Promoter and Promoter Group (A)= (A)(1)+(A)(2)	19	21,884,292	21,884,292	49.41	49.41	-	-
(B)	Public shareholding							
1	Institutions							
(a)	Mutual Funds/ UTI	7	30,230	2,930	0.07	0.07	-	-
(b)	Financial Institutions / Banks	9	26,500	1,700	0.06	0.06	-	-
(c)	Central Government/ State Government(s)	1	1,600	-	0.00	0.00	-	-


(1)(b) Statement showing holding of securities (including shares, warrants, convertible securities) of persons belonging to the category of Promoter and Promoter Group

Sr. No.	Name of the shareholder	Pan of the Shareholder	Details of Shares held		Encumbered shares (*)		Details of warrants		Details of convertible securities		Total shares (including underlying shares assuming full conversion of warrants and convertible securities) as a % of diluted share capital
			Number of shares held	As a % of grand total (A)+(B)+(C)	No.	As a percentage (VII) = (VI) / (IV) * 100	As a % of grand total (A)+(B)+(C) of sub-clause (I)(a)	Number of warrants held of the same Class	As a % of total Convertible Securities of the same class	Number of convertible securities held	
(I)	(II)	(III)	(IV)	(V)	(VI)	(VII)	(IX)	(X)	(XI)	(XII)	(XIII)
1	M/s United Steel Allied Industries (P) Ltd	AAACU2935K	14,574,026	32.91	0	0.00	0	0.00	0	0.00	32.91
2	M/s Kamineni Health Services (P) Ltd	AAACK8313R	100,000	0.23	0	0.00	0	0.00	0	0.00	0.23
3	Mr. K Suryanarayana	AENPK9442B	2,400,600	5.42	0	0.00	0	0.00	0	0.00	5.42
4	Mrs. K Indira	ADOPK6339D	210,000	0.47	0	0.00	0	0.00	0	0.00	0.47
5	Dr. K Shashidhar	ADOPK6015C	349,000	0.80	0	0.00	0	0.00	0	0.00	0.80
6	Mrs. K Satya Sree	ADOPK6338C	416,000	0.94	0	0.00	0	0.00	0	0.00	0.94
7	Mrs. B Ushasree	ACEPB2973M	624,000	1.41	0	0.00	0	0.00	0	0.00	1.41
8	Mr. K Sridhar	AERPK6663E	399,666	0.90	0	0.00	0	0.00	0	0.00	0.90
9	Mrs. K Vasundhara	AEOPK6663D	280,000	0.63	0	0.00	0	0.00	0	0.00	0.63
10	Mrs. K Seemanthini	ACBPK9108Q	210,000	0.47	0	0.00	0	0.00	0	0.00	0.47
11	Mrs. K Gavatri Devi	ASSPK7032Q	276,000	0.63	0	0.00	0	0.00	0	0.00	0.63
12	Ms. Sri Puja Kamineni	BHXPK2999H	250,000	0.56	0	0.00	0	0.00	0	0.00	0.56
13	Ms. Pavani Bandaru	ANJPB4060D	280,000	0.63	0	0.00	0	0.00	0	0.00	0.63
14	Ms. K Bhargavi	AVZPK8545N	275,000	0.62	0	0.00	0	0.00	0	0.00	0.62
15	Mr. B Sri Aditya	BOCPS1354C	260,000	0.59	0	0.00	0	0.00	0	0.00	0.59
16	Mr. Sai Surya Kiran Kamineni	BHXPK2996J	250,000	0.56	0	0.00	0	0.00	0	0.00	0.56
17	Ms. K Sri Vaishnavi	AVZPK8488J	250,000	0.56	0	0.00	0	0.00	0	0.00	0.56
18	Ms. K Indira Devi	AVZPK8544P	240,000	0.54	0	0.00	0	0.00	0	0.00	0.54
19	Mr. K Siva Surva Teja	BOCPS1107M	240,000	0.54	0	0.00	0	0.00	0	0.00	0.54
	TOTAL		21,884,292	49.41	0	0.00	0	0.00	0	0.00	49.41



(l)(c)(i) Statement showing holding of securities (including shares, warrants, convertible securities) of persons belonging to the category "Public" and holding more than 1% of the total number of shares

Sr. No.	Name of the shareholder	Number of shares held	Shares as a percentage of total number of shares {i.e., Grand Total (A)+(B)+(C) indicated in Statement at para (l)(a) above}	Details of warrants		Details of convertible securities		Total shares (including underlying shares assuming full conversion of warrants and convertible securities) as a % of diluted share Capital
				Number of warrants held	As a % total number of warrants of the same class	Number of convertible securities held	% w.r.t total number of convertible securities of the same class	
1	UMW India Ventures (I) Ltd	6,599,100	14.90	0	0.00	0	0.00	14.90
2	Tam Trade Ltd	1,497,000	3.38	0	0.00	0	0.00	3.38
3	Sanjay Gulabchand Bafna	808,654	1.83	0	0.00	0	0.00	1.83
4	Kumar Lalchand Gandhi	543,800	1.23	0	0.00	0	0.00	1.23
	TOTAL	9,448,554	21.33	0	0.00	0	0.00	21.33



(I)(c)(ii) Statement showing holding of securities (including shares, warrants, convertible securities) of persons (together with PAC) belonging to the category "Public" and holding more than 5% of the total number of shares of the company

Sr. No.	Name(s) of the shareholder(s) and the Persons Acting in Concert (PAC) with them	Number of Shares	Shares as a percentage of total number of shares {i.e., Grand Total (A)+(B)+(C) indicated in Statement at para (I)(a) Above}	Details of warrants		Details of convertible securities		Total shares (including underlying shares assuming full conversion of warrants and convertible securities) as a % of diluted share capital
				Number of warrants	As a % total number of warrants of the same class	Number of convertible securities held	% w.r.t total number of convertible securities of the same class	
1	UMV India Ventures (I) Ltd	6,599,100	14.90	0	0.00	0	0.00	14.90
	TOTAL	6,599,100	14.90	0	0.00	0	0.00	14.90



(1)(d) Statement showing details of locked-in shares

Sr. No.	Name of the shareholder	Number of locked-in shares	Locked-in shares as a percentage of total number of shares {i.e., Grand Total (A)+(B)+(C) indicated in Statement at para (1)(a) above}
	NIL	NIL	NIL
	TOTAL	NIL	NIL



(II)(a) Statement showing details of Depository Receipts (DRs)

Sr. No.	Type of outstanding DR (ADRs, GDRs, SDRs, etc.)	Number of outstanding DRs	Number of shares underlying outstanding DRs	Shares underlying outstanding DRs as a percentage of total number of shares {i.e., Grand Total (A)+(B)+(C) indicated in Statement at para (I)(a) above}
	NIL	NIL	NIL	NIL
TOTAL		NIL	NIL	NIL



(II)(b) Statement showing holding of Depository Receipts (DRs), where underlying shares held by "promoter/promoter group" are in excess of 1% of the total number of shares

Sr. No.	Name of the DR Holder	Type of outstanding DR (ADRs, GDRs, SDRs, etc.)	Number of shares underlying outstanding DRs	Shares underlying outstanding DRs as a percentage of total number of shares {i.e., Grand Total (A)+(B)+(C) indicated in Statement at para (I)(a) above}
	NIL	NIL	NIL	NIL
TOTAL	NIL	NIL	NIL	NIL



Sr.No	Notes
	NIL

