

**Introductory sub-table (I)(a)**  
Introductory sub-table (I)(a)



Name of the Company: OMAXE LTD				
Scrip Code, Name of the scrip, class of security:				
Quarter ended: MARCH 31, 2015				
<b>Partly paid-up shares:-</b>				
	<b>No. of partly paid-up shares</b>	<b>As a % of total no. of partly paid-up shares</b>	<b>As a % of total no. of shares of the company</b>	<b>no. of shares of</b>
Held by promoter/promoter group		#DIV/0!		#DIV/0!
Held by public		#DIV/0!		#DIV/0!
<b>Total</b>	<b>0</b>	<b>#DIV/0!</b>		<b>#DIV/0!</b>
<b>Outstanding convertible securities:-</b>				
	<b>No. of outstanding securities</b>	<b>As a % of total no. of outstanding convertible securities</b>	<b>As a % of total no. of shares of the company, assuming full conversion of the convertible securities</b>	<b>no. of shares of</b>
Held by promoter/promoter group		#DIV/0!		#DIV/0!
Held by public		#DIV/0!		#DIV/0!
<b>Total</b>	<b>0</b>	<b>#DIV/0!</b>		<b>#DIV/0!</b>
<b>Warrants:-</b>				
	<b>No. of warrants</b>	<b>As a % of total no. of warrants</b>	<b>As a % of total no. of shares of the company, assuming full conversion of warrants</b>	<b>no. of shares of</b>
Held by promoter/promoter group		#DIV/0!		#DIV/0!
Held by public		#DIV/0!		#DIV/0!
<b>Total</b>	<b>0</b>	<b>#DIV/0!</b>		<b>#DIV/0!</b>
Total paid-up capital of the company, assuming full conversion of warrants and convertible securities				182,900,540

*Carinder*



**Statement Showing Shareholding Pattern**

Category code	Category of Shareholder	Number of Shareholders	Table (I)(a)		Total shareholding as a percentage of total number of shares		Shares Pledged or otherwise encumbered	
			Total number of shares	Number of shares held in dematerialized form	As a percentage of (A+B) <sup>1</sup>	As a percentage of (A+B+C)	Number of shares	As a percentage
			(IV)	(V)	(VI)	(VII)	(VIII)	(IX) = (VIII)/(IV)*100
(A)	<b>Shareholding of Promoter and Promoter</b>							
1	<b>Indian</b>							
(a)	Individuals/ Hindu Undivided Family	2	27000	27000	0.01	0.01	0	0.00
(b)	Central Government/ State Government(s)				0.00	0.00		#DIV/0!
(c)	Bodies Corporate	6	125557814	125557814	68.65	68.65	89129200	70.99
(d)	Financial Institutions/ Banks				0.00	0.00		#DIV/0!
(e)	Any Others(Promoter Director and their relatives)	5	11581380	11581380	6.33	6.33	5800000	50.08
(e-i)					0.00	0.00		#DIV/0!
(e-ii)					0.00	0.00		#DIV/0!
	<b>Sub Total(A)(1)</b>	<b>13</b>	<b>137166194</b>	<b>137166194</b>	<b>74.99</b>	<b>74.99</b>	<b>94929200</b>	<b>69.21</b>
2	<b>Foreign</b>							
a	Individuals (Non-Residents Individuals/ Foreign Individuals)				0.00	0.00		#DIV/0!
b	Bodies Corporate				0.00	0.00		#DIV/0!
c	Institutions				0.00	0.00		#DIV/0!
d	Qualified Foreign Investor				0.00	0.00		#DIV/0!
e	Any Others(Specify)				0.00	0.00		#DIV/0!
e-i					0.00	0.00		#DIV/0!
e-ii								
	<b>Sub Total(A)(2)</b>	<b>0</b>	<b>0</b>	<b>0</b>	<b>0.00</b>	<b>0.00</b>	<b>0</b>	<b>#DIV/0!</b>
	<b>Total Shareholding of Promoter and</b>	<b>13</b>	<b>137166194</b>	<b>137166194</b>	<b>74.99</b>	<b>74.99</b>	<b>94929200</b>	<b>69.21</b>
(B)	<b>Public shareholding</b>							
1	<b>Institutions</b>							
(a)	Mutual Funds/ UTI	1	691	691	0.00	0.00		
(b)	Financial Institutions/ Banks	8	4441335	4441335	2.43	2.43		
(c)	Central Government/ State Government(s)	1	30	30	0.00	0.00		
(d)	Venture Capital Funds				0.00	0.00		
(e)	Insurance Companies				0.00	0.00		
(f)	Foreign Institutional Investors	28	20195859	20195859	11.04	11.04		
(g)	Foreign Venture Capital Investors				0.00	0.00		
(h)	Qualified Foreign Investor				0.00	0.00		
(i)	Any Other (specify)				0.00	0.00		
(i-i)					0.00	0.00		
(i-ii)								
	<b>Sub-Total (B)(1)</b>	<b>38</b>	<b>24637915</b>	<b>24637915</b>	<b>13.47</b>	<b>13.47</b>		
B 2	<b>Non-institutions</b>							
(a)	Bodies Corporate	605	13987676	13987519	7.65	7.65		
(b)	Individuals				0.00	0.00		
I	Individuals -i. Individual shareholders holding nominal share capital up to Rs 1 lakh	69585	4365414	4364107	2.39	2.39		

II	ii. Individual shareholders holding nominal share capital in excess of Rs. 1 lakh.	25	1064554	1064554	0.58	0.58		
(C-1)	Trusts	11	494	494	0.00	0.00		
(C-2)	Non Resident Indians	398	66602	66592	0.04	0.04		
(C-3)	Overseas Corporate Bodies	1	1	1	0.00	0.00		
(c)	Qualified Foreign Investor	0	0	0	0.00	0.00		
(d)	Any Other (specify)				0.00	0.00		
(d-i)	Clearing Members	39	152764	152764	0.08	0.08		
(d-ii)	Hindu Undivided Families	2528	603736	603736	0.33	0.33		
(d-iii)	Foreign Corporate Bodies	6	855190	855190	0.47	0.23		
	Sub-Total (B)(2)	73198	21096431	21094957	11.53	11.53		
(B)	Total Public Shareholding (B)= (B)(1)+(B)(2)	73236	45734346	45732872	25.01	25.01		
	TOTAL (A)+(B)	73249	182900540	182899066	100.00	100.00		
(C)	Shares held by Custodians and against which Depository Receipts have been issued							
1	Promoter and Promoter Group					0.00		#DIV/0!
2	Public					0.00		
	Sub-Total (C)	0	0	0		0	0	
	GRAND TOTAL (A)+(B)+(C)	73249	182900540	182899066	100.00	94929200	51.90	

*Carwatek*



Sr.No	Notes
1	
2	
3	
4	
5	
6	
7	
8	
9	

(D)(b) Statement showing holding of securities (including shares, warrants, convertible securities) of persons belonging to the category "Promoter and Promoter Group."

Sr.	Name of the shareholder	Details of Shares held		Encumbered shares (*)			Details of warrants		Details of convertible securities		Total shares (including underlying shares assuming full conversion of warrants and convertible securities) as a % of diluted share capital
		Number of shares held	As a % of grand total (A)+(B)+(C)	No.	As a percentage	As a % of grand total (A)+(B)+(C) of sub-clause (I)(a)	Number of warrants held	As a % total number of warrants of the same class	Number of convertible securities held	As a % total number of convertible securities of the same class	
No.	(i)	(ii)	(iv)	(v)	(vi)=(v)/(ii)*100	(vii)	(viii)	(ix)	(x)	(xi)	(xii)
	HUF										
1	ROHTAS GOEL (HUF)	13,500	0.01	0	0.00	0.00		#DIV/0!		#DIV/0!	
2	SUNIL GOEL (HUF)	13,500	0.01	0	0.00	0.00		#DIV/0!		#DIV/0!	
<b>BODY CORPORATE</b>											
3	GUILD BUILDERS PVT LTD	77,576,297	42.41	64,969,300	83.75	35.52		#DIV/0!		#DIV/0!	
4	DREAM HOME DEVELOPERS PRIVATE LIMITED	8,925,117	4.88	0	0.00	0.00		#DIV/0!		#DIV/0!	
5	CONSTELLATION CAPITAL LTD* (On behalf of Guild Builders Pvt. Ltd.)	13,861,400	7.58	10,149,900	73.22	5.55		#DIV/0!		#DIV/0!	
6	S A FINVEST LTD* (On behalf of Guild Builders Pvt. Ltd.)	8,000,000	4.37	1,500,000	18.75	0.82		#DIV/0!		#DIV/0!	
7	KAUTILYA MONETARY SERVICES PRIVATE LIMITED* (On behalf of Guild Builders Pvt. Ltd.)	15,695,000	8.58	11,410,000	72.70	6.24		#DIV/0!		#DIV/0!	
8	J B REALCON PRIVATE LIMITED* (On behalf of Guild Builders Pvt. Ltd.)	1,500,000	0.82	1,100,000	73.33	0.60		#DIV/0!		#DIV/0!	
<b>DIRECTOR AND THEIR RELATIVE</b>											
9	ROHTAS GOEL	2,747,250	1.50	0	0.00	0.00		#DIV/0!		#DIV/0!	
10	SUSHMA GOEL	2,377,810	1.30	0	0.00	0.00		#DIV/0!		#DIV/0!	
11	SUNIL GOEL	3,336,120	1.82	3,300,000	98.92	1.80		#DIV/0!		#DIV/0!	
12	SEEMA GOEL	21,550	0.01	0	0.00	0.00		#DIV/0!		#DIV/0!	
13	JAI BHAGWAN GOEL	3,098,650	1.69	2,500,000	80.68	1.37		#DIV/0!		#DIV/0!	
	<b>TOTAL</b>	<b>137,166,194</b>	<b>74.99</b>	<b>94,929,200</b>	<b>69.21</b>	<b>51.90</b>		#DIV/0!		#DIV/0!	

\* Merger with Guild Builders Pvt. Ltd. and process of fructification is going on.


*Centaurus*





(I)(c)(ii) Statement showing holding of securities (including shares, warrants, convertible securities) of persons (together with PAC) belonging to the category "Public" and holding more than 5% of the total number of shares of the company

Sr. No.	Name(s) of the shareholder(s) and the Persons Acting in Concert (PAC) with them	Number of shares	Shares as a percentage of total number of shares {i.e., Grand Total (A)+(B)+(C) indicated in Statement at para (I)(a) above}	Details of warrants		Details of convertible securities		Total shares (including underlying shares assuming full conversion of warrants and convertible securities) as a % of diluted share capital
				Number of warrants	As a % total number of warrants of the same class	Number of convertible securities held	% w.r.t total number of convertible securities of the same class	
1			0.00		#DIV/0!		#DIV/0!	
2			0.00		#DIV/0!		#DIV/0!	
3			0.00		#DIV/0!		#DIV/0!	
4			0.00		#DIV/0!		#DIV/0!	
5			0.00		#DIV/0!		#DIV/0!	
6			0.00		#DIV/0!		#DIV/0!	
7			0.00		#DIV/0!		#DIV/0!	
8			0.00		#DIV/0!		#DIV/0!	
9			0.00		#DIV/0!		#DIV/0!	
10			0.00		#DIV/0!		#DIV/0!	
<b>TOTAL</b>		<b>0</b>	<b>0.00</b>	<b>0</b>	<b>#DIV/0!</b>	<b>0</b>	<b>#DIV/0!</b>	<b>0</b>



(I)(d) Statement showing details of locked-in shares

Sr. No.	Name of the shareholder	Number of locked-in shares	Locked-in shares as a percentage of total number of shares {i.e., Grand Total (A)+(B)+(C) indicated in Statement at para (I)(a) above}
1			0.00
2			0.00
3			0.00
4			0.00
5			0.00
6			0.00
7			0.00
8			0.00
9			0.00
<b>TOTAL</b>		<b>0</b>	<b>0.00</b>




*[Handwritten signature]*




(II)(a) Statement showing details of Depository Receipts (DRs)

Sr. No.	Type of outstanding DR (ADRs, GDRs, SDRs, etc.)	Number of outstanding DRs	Number of shares underlying outstanding DRs	Shares underlying outstanding DRs as a percentage of total number of shares {i.e., Grand Total (A)+(B)+(C) indicated in Statement at para (I)(a) above}
1				0.00
2				0.00
3				0.00
4				0.00
5				0.00
6				0.00
7				0.00
8				0.00
9				0.00
<b>TOTAL</b>		<b>0</b>	<b>0</b>	<b>0.00</b>

*Centara*  


(II)(b) Statement showing holding of Depository Receipts (DRs), where underlying shares held by "promoter/promoter group" are in excess of 1% of the total number of shares

Sr. No.	Name of the DR Holder	Type of outstanding DR (ADRs, GDRs, SDRs, etc.)	Number of shares underlying outstanding DRs	Shares underlying outstanding DRs as a percentage of total number of shares {i.e., Grand Total (A)+(B)+(C) indicated in Statement at para I(a) above}
1				0.00
2				0.00
3				0.00
4				0.00
5				0.00
6				0.00
7				0.00
8				0.00
9				0.00
<b>TOTAL</b>			<b>0</b>	<b>0.00</b>


  
 OMAXE LIMITED  
 Haryana  
 ★