




(1)(a) STATEMENT SHOWING SHAREHOLDING PATTERN IN CLAUSE-35				
NAME OF THE COMPANY: ONMOBILE GLOBAL LIMITED		Name of the Scrip:		
SCRIP CODE:	532944			
Class of Security:				
QUARTER ENDED:	31/03/2015			
Partly paid-up shares	No. of partly paid-up shares	As a % of total no. of partly paid-up shares	As a % of total no. of shares of the Company.	
Held by promoter/promoter group	0	0	0	
Held by Public	0	0	0	
Total:	0	0	0	
Outstanding convertible securities:	No. of outstanding securities	As a % of total no. of outstanding convertible securities.	As a % of total no. of shares of the Company assuming full conversion of the convertible securities	
Held by promoter/promoter group	0	0	0	
Held by Public	0	0	0	
Total:	0	0	0	
Warrants:	No. of warrants	As a % of total no. of warrants	As a % of total no. of shares of the Company, assuming full conversion of warrants	
Held by promoter/promoter group	0	0	0	
Held by Public	0	0	0	
Total:	0	0	0	
Total paid-up capital of the Company, assuming full conversion of warrants and convertible securities	109220336	0	100.00	

(i)(a) Statement showing Shareholding Pattern


Name of the Company : OnMobile Global Limited								
Scrip Code: 532944					Dated 31.03.2015			
CATEGORY CODE	CATEGORY OF SHAREHOLDER	NO OF SHAREHOLDERS	TOTAL NUMBER OF SHARES	NO OF SHARES HELD IN DEMATERIALIZED FORM	TOTAL SHAREHOLDING AS A % OF TOTAL NO OF SHARES		SHARES PLEDGE OR OTHERWISE ENCUMBERED	
					As a PERCENTAGE of (A+B)	As a PERCENTAGE of (A+B+C)	NUMBER OF SHARES	AS a PERCENTAGE
(I)	(II)	(III)	(IV)	(V)	(VI)	(VII)	(VIII)	(IX)=(VIII)/(IV)*100
(A)	PROMOTER AND PROMOTER GROUP							
(1)	INDIAN							
(a)	Individual /HUF	0	0	0	0.00	0.00	0	0.00
(b)	Central Government/State Government(s)	0	0	0	0.00	0.00	0	0.00
(c)	Bodies Corporate	0	0	0	0.00	0.00	0	0.00
(d)	Financial Institutions / Banks	0	0	0	0.00	0.00	0	0.00
(e)	Others	0	0	0	0.00	0.00	0	0.00
	Sub-Total A(1) :	0	0	0	0.00	0.00	0	0.00
(2)	FOREIGN							
(a)	Individuals (NRIs/Foreign Individuals)	0	0	0	0.00	0.00	0	0.00
(b)	Bodies Corporate	1	50923703	50923703	46.62	46.62	0	0.00
(c)	Institutions	0	0	0	0.00	0.00	0	0.00
(d)	Qualified Foreign Investor	0	0	0	0.00	0.00	0	0.00
(e)	Others	0	0	0	0.00	0.00	0	0.00
	Sub-Total A(2) :	1	50923703	50923703	46.62	46.62	0	0.00
	Total A=A(1)+A(2)	1	50923703	50923703	46.62	46.62	0	0.00
(B)	PUBLIC SHAREHOLDING							
(1)	INSTITUTIONS							
(a)	Mutual Funds /UTI	5	430898	430898	0.39	0.39		
(b)	Financial Institutions /Banks	4	172425	172425	0.16	0.16		
(c)	Central Government / State Government(s)	0	0	0	0.00	0.00		
(d)	Venture Capital Funds	0	0	0	0.00	0.00		
(e)	Insurance Companies	0	0	0	0.00	0.00		
(f)	Foreign Institutional Investors	20	7874705	7874705	7.21	7.21		
(g)	Foreign Venture Capital Investors	0	0	0	0.00	0.00		
(h)	Qualified Foreign Investor	0	0	0	0.00	0.00		
(i)	Others	0	0	0	0.00	0.00		
	Sub-Total B(1) :	29	8478028	8478028	7.76	7.76		
(2)	NON-INSTITUTIONS							
(a)	Bodies Corporate	730	11668946	11668946	10.68	10.68		
(b)	Individuals							
	(i) Individuals holding nominal share capital upto Rs.1 lakh	36652	13022804	12974520	11.92	11.92		
	(ii) Individuals holding nominal share capital in excess of Rs.1 lakh	317	22271418	22164220	20.39	20.39		
(c)	Others							
	FOREIGN NATIONALS	19	41106	41106	0.04	0.04		
	HUF	859	1687372	1687372	1.54	1.54		
	CLEARING MEMBERS	154	385370	385370	0.35	0.35		
	NON RESIDENT INDIANS	498	734189	734189	0.67	0.67		
	TRUSTS	4	7400	7400	0.01	0.01		
(d)	Qualified Foreign Investor	0	0	0	0.00	0.00		
	Sub-Total B(2) :	39233	49818605	49663123	45.61	45.61		
	Total B=B(1)+B(2) :	39262	58296633	58141151	53.38	53.38		
	Total (A+B) :	39263	109220336	109064854	100.00	100.00		
(C)	Shares held by custodians, against which Depository Receipts have been issued							
(1)	Promoter and Promoter Group							
(2)	Public	0	0	0	0.00	0.00		
	GRAND TOTAL (A+B+C) :	39263	109220336	109064854	100.00	0.00	0	0.00




Sr.No	(I)(b) Name of the Shareholder	Statement showing holding of securities (including shares, warrants, convertible securities) of persons belonging to the category "Promoter and Promoter Group"										
		Details of Shares held		Encumbered Shares (*)		AS a % of grand total (A) + (B) + (C) of sub-clause (i)(a)			Details of Warrants		Details of convertible securities	
		No. of Shares held	As a % of grand total (A)+(B)+(C)	Pledge Shares	AS a percentage	AS a % of grand total (A) + (B) + (C) of sub-clause (i)(a)	Number of warrants held	Number of warrants held	AS a % total number of warrants of same class	Number of convertible securities held	AS a % total number of convertible securities of the same class	Total underlying shares assuming full conversion of warrants and convertible securities) as a % of diluted share capital
(I)	(II)	(III)	(IV)	(V)	(VI)=(V)/(III)*100	(VII)	(VIII)	(IX)	(X)	(XI)	(XII)	
1	ION MOBILE SYSTEMS INC	50923703	46.62	0	0.00	0.00	0	0	0.00	0	0.00	46.62
	TOTAL :	50923703	46.62	0	0.00	0.00	0	0	0.00	0	0.00	46.62



Statement showing holding of securities (including shares, warrants, convertible securities) of persons belonging to the category "Public" and holding more than 1% of the total number of shares									
Sr.No.	Name of the shareholder	Number of shares held	Shares as a percentage of total number of shares (i.e., Grant total (A)+(B)+(C) indicated in Statement at para (f)(e) above)		Details of warrants		Details of convertible securities		Total shares (including underlying shares assuming full conversion of warrants and convertible securities) as a % of diluted share capital)
			(A)	(B)+(C)	Number of warrants held	As a % number of warrants of the same class	Number of convertible securities held	% w.r.t total number of convertible securities of the same class	
1	CLSA (MAURITIUS) LIMITED	3468248	3.18	0	0	0.00	0	0.00	3.18
2	J.CHANDRAMOULI	2138226	1.96	0	0	0.00	0	0.00	1.96
3	J.CHANDRAMOULI	1951854	1.79	0	0	0.00	0	0.00	1.79
4	CITIGROUP GLOBAL MARKETS MAURITIUS PRIVATE LIMITED	1197671	1.10	0	0	0.00	0	0.00	1.10
5	ALTRUIST TECHNOLOGIES PRIVATE LIMITED	1172800	1.07	0	0	0.00	0	0.00	1.07
6	ALLIANZ BRIC STARS FUND	1105024	1.01	0	0	0.00	0	0.00	1.01
	TOTAL :	11033823	10.10	0	0	0.00	0	0.00	10.10



(f)(c)(ii)	Statement showing holding of securities (including shares, warrants, convertible securities) of persons (together with PAC) belonging to the category "Public" and holding more than 5% of the total number of shares of the company									
Sr.No.	Name(s) of the shareholder(s) and the Persons Acting in Concert (PAC) with them	Number of shares held	Shares as a percentage of total number of shares (i.e., Grant total (A)+(B)+(C) indicated in Statement at para (1)(a) above}	Details of warrants	As a % number of warrants of the same class	Number of convertible securities held	of convertible securities of the same class	w.r.t total number convertible securities of the same class	Total shares underlying shares and convertible securities as a % of diluted share capital	(including full conversion of warrants)
TOTAL :		0	0	0	0	0	0	0	0	0



STATEMENT SHOWING DETAILS OF LOCKED-IN SHARES"				
(I)(d)				
Sr.No.	Name of the shareholder	Number of locked-in shares	Locked-in shares as a (%) percentage of total number of shares (i.e, Grand Total (A)+(B)+(C) Indicated in Statement at para (I)(a) above)	Promoter/Promoter Group/Public
TOTAL :			0	0



[Handwritten signature]

STATEMENT SHOWING DETAILS OF DEPOSITORY RECEIPTS (DRS)			
(ii)(a)			
Sr.No.	Type of outstanding DR (ADRs, GDRs, SDRs, etc.)	Number of outstanding DRS	Number of shares underlying outstanding DRS
			Shares underlying outstanding DRS as a percentage of total number of shares {i.e., Grand Total (A)+(B)+(C) indicated in Statement at Para(I)(a) above}
		0	0
	TOTAL :	0	0



(II)(b)	Statement showing Holding of Depository Receipts (DRs), where underlying shares held by "Promoter/Promoter group" are in excess of 1% of the total number shares.			
Sr.No.	Name of the DR Holder	Type of outstanding DR (ADRs,GDRs,SDRs, etc.)	Number of shares underlying outstanding DRs	Shares underlying outstanding DRs as a percentage of total number of shares {i.e., Grand Total (A)+(B)+(C) indicated in Statement at para(i)(a) above}
	TOTAL :		0	0

