

Name of the Company : PCS TECHNOLOGY LTD  
 Scrip Code/Name of the scrip, class of security : 517119

Quarter ended : 31/03/2015

Partly paid-up shares -	No. of partly paid-up shares	As a % of total no. of partly paid-up shares	As a % of total no. of shares of the company
Held by promoter/ promoter group		0.00	0.00
Held by public		0.00	0.00
<b>Total</b>	<b>0</b>	<b>0.00</b>	<b>0.00</b>
Outstanding convertible securities	No. of outstanding securities	As a % of total no. of outstanding convertible securities	As a % of total no. of shares of the company, assuming full conversion of the convertible securities
Held by promoter/ promoter group		0.00	0.00
Held by public		0.00	0.00
<b>Total</b>	<b>0</b>	<b>0.00</b>	<b>0.00</b>
Warrants	No. of Warrants	As a % of total no. of Warrants	As a % of total no. of shares of the company, assuming full conversion of warrants
Held by promoter/ promoter group	0	0.00	0.00
Held by public	0	0.00	0.00
<b>Total</b>	<b>0</b>	<b>0.00</b>	<b>0.00</b>
Total paid-up capital of the company, assuming full conversion of warrants convertible securities		20950677	100.00
Total (A+B+C)+D+E+F)			



Statement Showing Shareholding Pattern

Table (I)(a)

Category Code	Category of Shareholder	Number of Shareholders	Total Number Of Shares	Number of Total Shareholding as a percentage of total number of Dematerialised shares		Shares Pledged or otherwise encumbered	As a percentage (VII)/(IV) *100
				(A+B)	(A+B+C)		
(I)	(II)	(III)	(IV)	(V)	(VI)	(VII)	(VIII)

(A) Shareholding of Promoter and Promoter Group<sup>2</sup>

1. INDIAN

(a)	INDIVIDUAL/HUF	5	1750504	1750504	8.3354	8.3354	0	0.00
(b)	CENTRAL/STATE GOVERNMENTS)	0	0	0	0.0000	0.0000	0	0.00
(c)	BODIES CORPORATE	3	5704679	5704679	27.2291	27.2291	0	0.00
(d)	FINANCIAL INSTITUTIONS/ BANKS	0	0	0	0.0000	0.0000	0	0.00
(e)	ANY OTHERS (Specify)	26	7244812	7245628	34.5803	34.5803	0	0.00
(i)	DIRECTORS RELATIVES	0	0	0	0.0000	0.0000	0	0.00
(ii)	GROUP COMPANIES	0	0	0	0.0000	0.0000	0	0.00
(iii)	TRUSTS	0	0	0	0.0000	0.0000	0	0.00
SUBTOTAL (A)(I) :		34	14699995	14699811	70.1648	70.1648	0	0.00

2. FOREIGN

(a)	INDIVIDUAL	0	0	0	0.0000	0.0000	0	0.00
(b)	BODIES CORPORATE	0	0	0	0.0000	0.0000	0	0.00
(c)	INSTITUTIONS	0	0	0	0.0000	0.0000	0	0.00
(d)	QUALIFIED FOREIGN INVESTOR	0	0	0	0.0000	0.0000	0	0.00
(e)	ANY OTHERS (Specify)	0	0	0	0.0000	0.0000	0	0.00
SUBTOTAL (A)(2) :		0	0	0	0.0000	0.0000	0	0.00


Total holding for promoters

(A)=(A)(I) + (A)(2)	34	14699995	14699811	70.1648	70.1648	0	0.00
---------------------	----	----------	----------	---------	---------	---	------

(B) Public shareholding

1. INSTITUTIONS

(a)	MUTUAL FUNDS/ UTI	7	131583	126690	0.6281	0.6281	0	0.00
(b)	FINANCIAL INSTITUTIONS/ BANKS	8	995	236	0.0047	0.0047	0	0.00
(c)	CENTRAL/STATE GOVERNMENTS)	0	0	0	0.0000	0.0000	0	0.00
(d)	VENTURE CAPITAL FUNDS	0	0	0	0.0000	0.0000	0	0.00
(e)	INSURANCE COMPANIES	4	213383	213383	1.0185	1.0185	0	0.00
(f)	FIS	3	700	0	0.0033	0.0033	0	0.00



Statement Showing Shareholding Pattern

Table (IXa)

Category of Shareholder	Number of Shareholders	Total Number Of Shares	Number of Total Shareholding as a Shares held in percentage of total number of Denormalised shares		Shares Pledged or otherwise encumbered	As a percentage (IX)=(VIII)/(VI)*100		
			As a Percentage of (A+B)	As a Percentage of (A+B+C)				
(I)	(II)	(III)	(IV)	(V)	(VI)	(VII)	(VIII)	(IX)= (VIII)/(VI)*100
(g) FOREIGN VENTURE CAPITAL INVESTORS	0	0	0	0	0.0000	0.0000	0	0.00
(h) QUALIFIED FOREIGN INVESTOR	0	0	0	0	0.0000	0.0000	0	0.00
(i) ANY OTHERS (Specify)	0	0	0	0	0.0000	0.0000	0	0.00
<b>SUB TOTAL (B)(1) :</b>	<b>22</b>	<b>346661</b>	<b>340309</b>	<b>16547</b>	<b>1.6547</b>	<b>1.6547</b>	<b>0</b>	<b>0.00</b>

B.2. Non-institutions

(a) BODIES CORPORATE INDIVIDUAL	203	150270	136076	0.7173	0.7173	0	0.00
(b) CAPITAL UP TO TO Rs. 1 Lakh	30744	3499025	2023089	16.7013	16.7013	0	0.00
(ii) CAPITAL GREATER THAN Rs. 1 Lakh	33	2045482	2045482	9.7633	9.7633	0	0.00
(c) QUALIFIED FOREIGN INVESTOR	0	0	0	0.0000	0.0000	0	0.00
(d) ANY OTHERS (Specify)	0	0	0	0.0000	0.0000	0	0.00
(i) TRUSTS	0	0	0	0.0000	0.0000	0	0.00
(ii) CLEARING MEMBER	15	73905	73905	0.3528	0.3528	0	0.00
(iii) DIRECTORS RELATIVES	4	748	432	0.0036	0.0036	0	0.00
(iv) EMPLOYEE	0	0	0	0.0000	0.0000	0	0.00
(v) NON RESIDENT INDIANS (NRI)	43	33791	32151	0.1613	0.1613	0	0.00
(vi) OVERSEAS BODIES CORPORATES	1	100800	0	0.4811	0.4811	0	0.00
(vii) UNCLAIMED SUSPENSE ACCOUNT	0	0	0	0.0000	0.0000	0	0.00
<b>SUB TOTAL (B)(2) :</b>	<b>31043</b>	<b>5904021</b>	<b>431135</b>	<b>28.1806</b>	<b>28.1806</b>	<b>0</b>	<b>0.00</b>

Total Public Shareholding

(B)=(B)(1) + (B)(2)	31065	6250682	4651444	29.8352	29.8352	0	0.00
Total (A) + (B) :	31099	20950677	19350255	100.0000	100.0000	0	0.00

(C) Shares held by Custodians and against which Depository Receipts have been issued


(i) Promoter and Promoter Group	0	0	0	0.0000	0.0000	0	0.00
(ii) Public	0	0	0	0.0000	0.0000	0	0.00
<b>SUB TOTAL (C)(1) :</b>	<b>0</b>	<b>0</b>	<b>0</b>	<b>0.0000</b>	<b>0.0000</b>	<b>0</b>	<b>0.00</b>



Grand Total (A) = (B) + (C)      31099      20950677      19350258      100      100,0000      0      0.00


NOTES:

1) NAME, NUMBER OF SHARES HELD & PERCENTAGE OF ENTITIES / PERSONS HOLDING MORE THAN 1% OF THE TOTAL SHARES OF THE COMPANY IS AS PER ANNEXURE



(Y)(b) Statement showing holding of securities (including shares, warrants, convertible securities) of persons belonging to the category "Promoter and Promoter Group"

S.No	Name of the Shareholder	Total shares held		Encumbered shares (*)		Details of warrants		Details of convertible securities		Total shares (including underlying shares assuming full conversion of warrants and convertible securities) as a % of diluted share capital	
		Number of shares	As a % of grand total (A)+(B)+(C)	Number	As a percentage (VI)=(V)/(III)* 100	Number of warrants held (IXa)	As a % of total number of warrants of the same class	Number of convertible securities held	As a % of total number of convertible securities of the same class		
(I)	(II)	(III)	(IV)	(V)	(VI)=(V)/(III)* 100	(VII)	(VIII)	(IX)	(X)	(XI)	(XII)
1	RAINIKANTA G.PATNI	2386116	11.3892	0	0.00	0.00	0	0	0	0	0
2	ASHOKA COMPUTER SYSTEMS PRIVATE LIMITED	1901560	9.0764	0	0.00	0.00	0	0	0	0	0
3	PCS FINANCE LIMITED	1901560	9.0764	0	0.00	0.00	0	0	0	0	0
4	PCS CULLINET PRIVATE LIMITED	1901559	9.0764	0	0.00	0.00	0	0	0	0	0
5	SADHANA A PATNI	1652122	7.8858	0	0.00	0.00	0	0	0	0	0
6	VASUNDHARA APOORVA PATNI	1000000	4.7731	0	0.00	0.00	0	0	0	0	0
7	POONAM NARENDRAKUMAR PATNI	601547	2.8713	0	0.00	0.00	0	0	0	0	0
8	GAJENDRAKUMAR S PATNI	579685	2.7669	0	0.00	0.00	0	0	0	0	0
9	ASHOKKUMAR S PATNI	575995	2.7493	0	0.00	0.00	0	0	0	0	0
10	ANIRUDH NARENDRAKUMAR PATNI	559270	2.6695	0	0.00	0.00	0	0	0	0	0
11	APOORVA ASHOK KUMAR PATNI	389676	1.8600	0	0.00	0.00	0	0	0	0	0
12	ARIHANT GAJENDRA KUMAR PATNI	283056	1.3511	0	0.00	0.00	0	0	0	0	0
13	AMIT KUMAR PATNI	261899	1.2501	0	0.00	0.00	0	0	0	0	0
14	RUCHI AMIT KUMAR PATNI	152540	0.7281	0	0.00	0.00	0	0	0	0	0
15	SOBHAGMAL PATNI	130936	0.6250	0	0.00	0.00	0	0	0	0	0
16	APOORVA ASHOK KUMAR PATNI	111069	0.5301	0	0.00	0.00	0	0	0	0	0
17	ARIHANT GAJENDRAKUMAR PATNI	101130	0.4827	0	0.00	0.00	0	0	0	0	0
18	NARENDRA KUMAR PATNI	94079	0.4490	0	0.00	0.00	0	0	0	0	0
19	KANCHANBAI S PATNI	60286	0.2878	0	0.00	0.00	0	0	0	0	0
20	SADHANA A PATNI	42814	0.2044	0	0.00	0.00	0	0	0	0	0
21	RAINIKANTA G.PATNI	4965	0.0237	0	0.00	0.00	0	0	0	0	0



22	AYUSHI AMITKUMAR PATNI	2830	0.0135	0	0.00	0.00	0	0	0	0	0	0	0	0	0	0	0	0	0	0
23	PAKRITI AMITKUMAR PATNI	2830	0.0135	0	0.00	0.00	0	0	0	0	0	0	0	0	0	0	0	0	0	0
24	KANCHANBAI PATNI	1000	0.0048	0	0.00	0.00	0	0	0	0	0	0	0	0	0	0	0	0	0	0
25	RAJKUMAR BARIATYA	760	0.0036	0	0.00	0.00	0	0	0	0	0	0	0	0	0	0	0	0	0	0
26	SOORAJ BARIATYA	145	0.0007	0	0.00	0.00	0	0	0	0	0	0	0	0	0	0	0	0	0	0
27	RAIRANI GANGWAL	128	0.0006	0	0.00	0.00	0	0	0	0	0	0	0	0	0	0	0	0	0	0
28	PANKAJ PATNI	86	0.0004	0	0.00	0.00	0	0	0	0	0	0	0	0	0	0	0	0	0	0
29	MEETA DEVI GANGWAL	64	0.0003	0	0.00	0.00	0	0	0	0	0	0	0	0	0	0	0	0	0	0
30	MUNISH KUMAR GANGWAL	64	0.0003	0	0.00	0.00	0	0	0	0	0	0	0	0	0	0	0	0	0	0
31	MEETA DEVI GANGWAL	56	0.0003	0	0.00	0.00	0	0	0	0	0	0	0	0	0	0	0	0	0	0
32	RAIRANI GANGWAL	56	0.0003	0	0.00	0.00	0	0	0	0	0	0	0	0	0	0	0	0	0	0
33	RAIRANI GANGWAL	56	0.0003	0	0.00	0.00	0	0	0	0	0	0	0	0	0	0	0	0	0	0
34	MUNISH KUMAR GANGWAL	56	0.0003	0	0.00	0.00	0	0	0	0	0	0	0	0	0	0	0	0	0	0
TOTAL :		1469995	70.1648	0	0.00	0.0000	0	0	0	0	0	0	0	0	0	0	0	0	0	0

PRINTED ON : 04/04/2015 PAGE NO : 2

Statement showing holding of securities (including shares, warrants, convertible securities) of persons belonging to the category "Public" and holding more than 1% of the total number of shares

Sl. No	Name of the shareholder	Number of shares	Shares as a percentage of total number of shares (i.e., Grand Total (A) + (B) + (C) indicated in Statement at para (1) (a) above)	Details of warrants	As a % total number of warrants of the same class	Number of convertible securities held	% w.r.t. total number of convertible securities of the same class	Total shares (including underlying shares assuming full conversion of warrants and convertible securities) as a % of diluted share capital
1	BALRAM BHARWANI	722700	3.4495	0	0	0	0	0
2	MUKESH MOHANLAL KELAWALA huf	255300	1.2186	0	0	0	0	0
TOTAL :		978000	4.6681	0	0	0	0	0

Printed Date : 4/4/2015 PAGE NO : 1



(I)(c)(ii) Statement showing holding of securities (including shares, warrants, convertible securities) of persons (together with PAC) belonging to the category "Public" and holding more than 5% of the total number of shares of the company.

SR NO	Number of shares	Details of warrants		Details of convertible securities		Total shares (including underlying shares assuming full conversion of warrants and convertible securities) as a % of diluted share capital
		Number of warrants held	As a % total number of warrants of the same class	Number of convertible securities held	% w.r.t. total number of convertible securities of the same class	
Name	Shares	Per	0	0	0	0
TOTAL:			0	0	0	0

Printed Date : 4/4/2015

(I)(c)

Statement showing details of locked-in shares

AS ON : 31/03/2015

Sr No	Name of the shareholder	Number of locked-in shares	Locked-in shares as a percentage of total number of shares (i.e. Grand Total (A)+(B)+ (C) indicated in Statement at para (I)(c) above}	Promoter / Promoter Group / Public
1				

TOTAL:



(1)(a)

Statement showing details of Depository Receipts (DRs)

Sr. No.	Type of Outstanding DR (ADRs, GDRs, SDRs etc.)	No of Outstanding DRs	No of Shares underlying outstanding DRs	Shares underlying outstanding DRs as a Percentage of total number of shares (i.e Grand Total (A)+(B) + (C) Indicated in statement at para(1) (a) above)
1	GDRs			
TOTAL :				

(1) (b) Statement showing holding of Depository Receipts (DRs), where underlying shares held by 'promoter / promoter group' are in excess of 1% of the total number of shares:

Sr. No.	Name of the DR Holder	Type of Outstanding DR (ADRs, GDRs, SDRs etc.)	No of Shares underlying outstanding DRs	Shares underlying outstanding DRs as a Percentage of total number of shares (i.e Grand Total (A)+(B)+(C) Indicated in statement at Para (1) (a) above)
TOTAL :				

