


Introductory sub-table (I)(a)

Name of the Company: Panacea Biotec Limited			
Scrip Code, Name of the scrip, class of security: BSE: 531349, NSE: PANACEABIO, Equity Shares			
Quarter ended: March 31, 2015			
Partly paid-up shares:-	No. of partly paid-up shares	As a % of total no. of partly paid-up shares	As a % of total no. of shares of the company
Held by promoter/promoter group	0	0	0
Held by public	0	0	0
Total - D	0	0	0
Outstanding convertible securities:-	No. of outstanding securities	As a % of total no. of outstanding convertible securities	As a % of total no. of shares of the company, assuming full conversion of the convertible securities
Held by promoter/promoter group	0	0	0
Held by public	0	0	0
Total - E	0	0	0
Warrants:-	No. of warrants	As a % of total no. of warrants	As a % of total no. of shares of the company, assuming full conversion of warrants
Held by promoter/promoter group	0	0	0
Held by public	0	0	0
Total - F	0	0	0
Total paid-up capital of the company, assuming full conversion of warrants and convertible securities (Grand Total (A+B+C)+ E+F)	61,250,746		

2

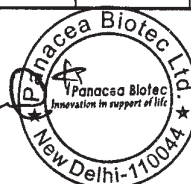
Vishal



Statement Showing Shareholding Pattern								
Category code	Category of Shareholder	No. of Shareholders	Total no. of shares	No. of shares held in dematerialized form	Total shareholding as a percentage of total no. of shares		Shares Pledged or otherwise encumbered	
					As a percentage of (A+B) ¹	As a percentage of (A+B+C)	No. of shares	As a percentage
(I)	(II)	(III)	(IV)	(V)	(VI)	(VII)	(VIII)	(IX) = (VIII)/(IV)*100
(A)	Shareholding of Promoter and Promoter Group							
1	Indian							
(a)	Individuals/ Hindu Undivided Family	21	43,309,493	43,309,493	70.71	70.71	16,005,600	36.96
(b)	Central Government/ State Government(s)	-	-	-	-	-	-	-
(c)	Bodies Corporate	-	-	-	-	-	-	-
(d)	Financial Institutions/ Banks	-	-	-	-	-	-	-
(e)	Any Others(Specify)	-	-	-	-	-	-	-
(e-i)	Partnership Firms	2	2,313,454	2,313,454	3.78	3.78	-	-
	Sub Total(A)(1)	23	45,622,947	45,622,947	74.49	74.49	16,005,600	35.08
2	Foreign							
a	Individuals (Non-Residents Individuals/ Foreign Individuals)							
b	Bodies Corporate	-	-	-	-	-	-	-
c	Institutions	-	-	-	-	-	-	-
d	Any Others(Specify)	-	-	-	-	-	-	-
	Sub Total(A)(2)	-	-	-	-	-	-	-
	Total Shareholding of Promoter and Promoter Group (A)= (A)(1)+(A)(2)	23	45,622,947	45,622,947	74.49	74.49	16,005,600	35.08
(B)	Public shareholding							
1	Institutions							
(a)	Mutual Funds/ UTI	2	353,299	353,299	0.58	0.58	-	-
(b)	Financial Institutions / Banks	3	28,470	28,470	0.05	0.05	-	-
(c)	Central Government/ State Government(s)	-	-	-	-	-	-	-
(d)	Venture Capital Funds	-	-	-	-	-	-	-
(e)	Insurance Companies	-	-	-	-	-	-	-
(f)	Foreign Institutional Investors	3	798,568	798,568	1.30	1.30	-	-
(g)	Foreign Venture Capital Investors	-	-	-	-	-	-	-
(h)	Qualified Foreign Investors	-	-	-	-	-	-	-
(i)	Any Other (specify)	-	-	-	-	-	-	-
	Sub-Total (B)(1)	8	1,180,337	1,180,337	1.93	1.93	-	-
B 2	Non-institutions							
(a)	Bodies Corporate	356	9,911,260	9,910,260	16.18	16.18	-	-
(b)	Individuals							
I	Individual shareholders holding nominal share capital up to Rs 1 lakh	9,628	3,410,109	2,939,318	5.57	5.57	-	-
II	Individual shareholders holding nominal share capital in excess of Rs. 1 lakh.	1	179,572	179,572	0.29	0.29	-	-
(c)	Any Other- (specify)				0.00	0.00		
(i)	Clearing Members	127	95,143	95,143	0.16	0.16	-	-
(ii)	Hindu Undivided Families	216	81,825	81,825	0.13	0.13	-	-
(iii)	Non Resident Indians	194	127,598	127,598	0.21	0.21	-	-
(iv)	Overseas Corporate Bodies (OCB)	1	639,500	639,500	1.04	1.04	-	-
(v)	Foreign Corporate Bodies	1	2,455	2,455	0.004	0.004	-	-
	Sub-Total (B)(2)	10,524	14,447,462	13,975,671	23.59	23.59	-	-
(B)	Total Public Shareholding (B)= (B)(1)+(B)(2)	10,532	15,627,799	15,156,008	25.51	25.51	-	-
	TOTAL (A)+(B)	10,555	61,250,746	60,778,955	100.00	100.00	16,005,600	26.13
(C)	Shares held by Custodians and against which Depository Receipts have been issued							
1	Promoter and Promoter Group							
2	Public							
	Sub-Total (C)	-	-	-	-	-	-	-
	GRAND TOTAL (A)+(B)+(C)	10,555	61,250,746	60,778,955	100.00	100.00	16,005,600	26.13

8

vidh




(I)(b) Statement showing holding of securities (including shares, warrants, convertible securities) of persons belonging to the category "Promoter and Promoter Group"

Sr. No.	Name of the shareholder	Total shares held		Encumbered Share(*)			Details of Warrant		Details of convertible		Total shares (including underlying shares assuming full conversion of warrants and convertible securities) as a % of diluted share capital
		Number of shares	As a % of grand total (A)+(B)+(C)	Number	As a percentage	As a % of grand total (A)+(B)+(C) of sub-clause (I)(a)	Number of warrants held	As a % total number of warrants of the same class	Number of convertible securities held	As a % total number of convertible securities of the same class	
(I)	(II)	(III)	(IV)	(V)	(VI)=(V)/(III)*100	(VII)	(VIII)	(IX)	(X)	(XI)	(XII)
Promoters											
1	Mr. Soshil Kumar Jain	5,000,000	8.16	5,000,000	100.00	8.16	-	-	-	-	8.16
2	Mr. Ravinder Jain	5,712,300	9.33	-	-	-	-	-	-	-	9.33
3	Dr. Rajesh Jain	6,213,500	10.14	6,213,500	100.00	10.14	-	-	-	-	10.14
4	Mr. Sandeep Jain	4,792,100	7.82	4,792,100	100.00	7.82	-	-	-	-	7.82
Promoters' Group											
5	Ms. Nirmala Jain	2,511,000	4.10	-	-	-	-	-	-	-	4.10
6	Ms. Sunanda Jain	835,000	1.04	-	-	-	-	-	-	-	1.04
7	Ms. Meena Jain	897,000	1.46	-	-	-	-	-	-	-	1.46
8	Ms. Pamilla Jain	816,500	1.33	-	-	-	-	-	-	-	1.33
9	Soshil Kumar Jain (HUF)	2,181,093	3.56	-	-	-	-	-	-	-	3.56
10	Ravinder Jain (HUF)	4,135,000	6.75	-	-	-	-	-	-	-	6.75
11	Rajesh Jain (HUF)	4,368,500	7.13	-	-	-	-	-	-	-	7.13
12	Sandeep Jain (HUF)	4,105,000	6.70	-	-	-	-	-	-	-	6.70
13	Mr. Ankesh Jain	307,000	0.50	-	-	-	-	-	-	-	0.50
14	Mr. Harshet Jain	299,500	0.49	-	-	-	-	-	-	-	0.49
15	Mr. Nipun Jain	300,000	0.49	-	-	-	-	-	-	-	0.49
16	Mr. Priyanka Jain	318,000	0.52	-	-	-	-	-	-	-	0.52
17	Mr. Radhika Jain	357,000	0.58	-	-	-	-	-	-	-	0.58
18	Mr. Sumit Jain	358,500	0.59	-	-	-	-	-	-	-	0.59
19	Mr. Abhey Kumar Jain	1,000	0.002	-	-	-	-	-	-	-	0.002
20	Ms. Anu Jain	1,000	0.002	-	-	-	-	-	-	-	0.002
21	Mr. Ashish Jain	500	0.001	-	-	-	-	-	-	-	0.001
22	First Lucre Partnership Co.	2,255,815	3.68	-	-	-	-	-	-	-	3.68
23	Second Lucre Partnership Co.	57,639	0.09	-	-	-	-	-	-	-	0.09
TOTAL		45,622,947	74.49	16,005,600.00	35.08	26.13	-	-	-	-	74.49

*Pledged with SBICAP Trustee Company Ltd acting as an agent of Consortium Banks in connection with the Company's borrowings from Consortium Banks pursuant to the terms of CDR.

2


Vidh



(l) (c) (i) Statement showing holding of securities (including shares, warrants, convertible securities) of persons belonging to the category "Public" and holding more than 1% of the total number of shares.								
Sr. No.	Name of the shareholder	Number of shares held	Shares as a percentage of total number of shares (i.e., Grand Total (A)+(B)+(C) indicated in Statement at para (l)(a) above}	Details of warrants		Details of convertible securities		Total shares (including underlying shares assuming full conversion of warrants and convertible securities) as a % of diluted share capital
				Number of warrants held	As a % total number of warrants of the same class	Number of convertible securities held	% w.r.t total number of convertible securities of the same class	
1	Serum Institute of India Ltd.	8,932,632	14.58	-	-	-	-	14.58
TOTAL		8,932,632	14.58	-	-	-	-	14.58

(l)(c)(ii) Statement showing holding of securities (including shares, warrants, convertible securities) of persons (together with PAC) belonging to the category "Public" and holding more than 5% of the total number of shares of the company								
Sr. No.	Name(s) of the shareholder(s) and the Persons Acting in Concert (PAC) with them	Number of shares	Shares as a percentage of total number of shares (i.e., Grand Total (A)+(B)+(C) indicated in Statement at para (l)(a) above}	Details of warrants		Details of convertible securities		Total shares (including underlying shares assuming full conversion of warrants and convertible securities) as a % of diluted share capital
				Number of warrants	As a % total number of warrants of the same class	Number of convertible securities held	% w.r.t total number of convertible securities of the same class	
1	Serum Institute of India Limited	8,932,632	14.58	-	-	-	-	14.58
PACs								
1	Poonawalla Investments and Industries Private Limited	79,610	0.13	-	-	-	-	0.13
2	Chakan Investment Private Limited	222,149	0.36					0.36
3	Corpint Investments Private Limited	6,842	0.01	-	-	-	-	0.01
TOTAL		9,241,233	15.09	-	-	-	-	15.09

✶



(I)(d) Statement showing details of locked-in shares				
Sr. No.	Name of the shareholder	Number of locked-in shares	Locked-in shares as a percentage of total number of shares (i.e., Grand Total (A)+(B)+(C) indicated in Statement at para (I)(a) above)	Promoter / Promoter Group / Public
1	(NIL)	xxx	xxx	xxx
2	xxx	xxx	xxx	xxx
TOTAL		xxx	xxx	xxx

(II)(a) Statement showing details of Depository Receipts (DRs)				
Sr. No.	Type of outstanding DR (ADRs, GDRs, SDRs, etc.)	Number of outstanding DRs	Number of shares underlying outstanding DRs	Shares underlying outstanding DRs as a percentage of total number of shares (i.e., Grand Total (A)+(B)+(C) indicated in Statement at para (I)(a) above)
1	(NIL)	xxx	xxx	xxx
2	xxx	xxx	xxx	xxx
TOTAL		xxx	xxx	xxx

(II)(b) Statement showing holding of Depository Receipts (DRs), where underlying shares held by "promoter/promoter group" are in excess of 1% of the total number of shares.				
Sr. No.	Name of the DR Holder	Type of outstanding DR (ADRs, GDRs, SDRs, etc.)	Number of shares underlying outstanding DRs	Shares underlying outstanding DRs as a percentage of total number of shares (i.e., Grand Total (A)+(B)+(C) indicated in Statement at para (I)(a) above)
1	(NIL)	xxx	xxx	xxx
2	xxx	xxx	xxx	xxx
TOTAL		xxx	xxx	xxx

