


Introductory sub-table (I)(a)	
Name of the Company:	PARNAX LAB LTD (KRISHNADEEP TRADE & INVE. LTD)
Scrip Code, Name of the scrip, class of security:	506128
Quarter ended:	31/03/2015
Partly paid-up shares:-	
Held by promoter/promoter group	0
Held by public	0
Total - D	NIL
Outstanding convertible securities:-	
Held by promoter/promoter group	0
Held by public	0
Total - E	NIL
Warrants:-	
Held by promoter/promoter group	0
Held by public	0
Total - F	NIL
Total paid-up capital of the company, assuming full conversion of warrants and convertible securities	8504866 Equity Shares of Rs. 10/- each amounted to Rs. 85,048,660.

Statement Showing Shareholding Pattern

Category code	Category of Shareholder	Number of Shareholders	Total number of shares	Table I(a)		Total shareholding as a percentage of total number of shares	Shares Pledged or otherwise encumbered
				Number of shares held in dematerialized form	As a percentage of(A+B) ¹		
(A)	Shareholding of Promoter and Promoter Group ²						
1	Indian						
(a)	Individuals/ Hindu Undivided Family	7	5240016	5240016	61.61	781488	14.91
(b)	Central Government/ State Government(s)	0	0	0	0.00	0	
(c)	Bodies Corporate	0	0	0	0.00	0	
(d)	Financial Institutions/ Banks	0	0	0	0.00	0	
(e)	Any Others(Specify)	0	0	0	0.00	0	
(e-i)	Other Individuals	0	0	0	0.00	0	
(e-ii)	Mutual Fund	0	0	0	0.00	0	
(e-iii)	Body Corp in Concert	0	0	0	0.00	0	
(e-iv)	Non Government Institutions	0	0	0	0.00	0	
	Sub Total(A)(1)	7	5240016	5240016	61.61	781488	14.91
2	Foreign						
a	Individuals (Non-Residents Individuals/ Foreign Individuals)	0	0	0	0.00	0	
b	Bodies Corporate	0	0	0	0.00	0	
c	Institutions	0	0	0	0.00	0	
d	Any Others(Specify)	0	0	0	0.00	0	
	Sub Total(A)(2)	0	0	0	0.00	0	
	Total Shareholding of Promoter and Promoter Group (A)=(A)(1)+(A)(2)	7	5240016	5240016	61.61	781488	14.91
(B)	Public shareholding						
1	Institutions						
(a)	Mutual Funds/ UTI	0	0	0	0.00	0	
(b)	Financial Institutions/ Banks	0	0	0	0.00	0	
(c)	Central Government/ State Government(s)	0	0	0	0.00	0	
(d)	Venture Capital Funds	0	0	0	0.00	0	
(e)	Insurance Companies	0	0	0	0.00	0	
(f)	Foreign Institutional Investors	0	0	0	0.00	0	






Category code	Category of Shareholder	Number of Shareholders	Total number of shares	Number of shares held in dematerialized form	Total shareholding as a percentage of total number of shares		Shares Pledged or otherwise encumbered	
					As a percentage of (A+B) ¹	As a percentage of (A+B+C)	Number of shares	As a percentage
(g)	Foreign Venture Capital Investors	0	0	0	0.00	0.00		
(h)	Any Other (specify)	0	0	0	0.00	0.00		
	Sub-Total (B)(1)	0	0	0	0.00	0.00		
	Non-Institutions							
(a)	Bodies Corporate	60	866174	862124	10.18	10.18		
(a-i)	Corporate Client Bene	0	0	0	0.00	0.00		
(a-ii)	Corporate client Margin	0	0	0	0.00	0.00		
(a-iii)	Corporate Body (Offer)	0	0	0	0.00	0.00		
(b)	Individuals				0.00	0.00		
I	Individuals - i. Individual shareholders holding nominal share capital up to Rs 1 lakh	677	575291	534491	6.76	6.76		
II	Individual shareholders holding nominal share capital in excess of Rs. 1 lakh.							
(c)	Any Other (specify)	61	1803055	1803055	21.20	21.20		
(c-i)	NRI Individuals (Non Rep)	0	0	0	0.00	0.00		
(c-ii)	OCB	2	649	649	0.01	0.01		
(c-iii)	Foreign Bodies	0	0	0	0.00	0.00		
(c-iv)	NRI (Repatriation)	7	19681	19681	0.23	0.23		
	Sub-Total (B)(2)	807	3264850	3220000	38.39	38.39		
(B)	Total Public Shareholding (B) = (B)(1)+(B)(2)	807	3264850	3220000	38.39	38.39		
	TOTAL (A)+(B)	814	8504866	8460016	100.00	100.00		
(C)	Shares held by Custodians and against which Depository Receipts have been issued							
(1)	Promoter and Promoter Group	0	0	0	0.00	0.00		
(2)	Public	0	0	0	0.00	0.00		
	GRAND TOTAL (A)+(B)+(C)	814	8504866	8460016	100	100	781488	9.19

(1)(b) PARNAX LAB LTD (KRISHNADEEP TRADE & INVE. LTD)
category "Promoter and Promoter Group"


Sr. No.	Name of the shareholder (ii)	Pan No. (iii)	Details of Shares held		Encumbered shares (*)		Details of warrants		Details of convertible securities		Total shares (including underlying shares) (XIII)	
			Number of shares held (iv)	As a % of grand total (A) + (B) + (C) (v)	No. (vi)	As a percentage (vii) = (vi) / (iv) * 100	As a % of grand total (A) + (B) + (C) of sub-clause (ii)(a) (viii)	Number of warrants (ix)	As a % total number of warrants (x)	Number of convertible securities (xi)		As a % total number of securities (xii)
1	AMI MIHIR SHAH	ANHPS3760R	307720	3.618164	0	0.00	0.000000	0	0.000000	0	0.000000	3.618164
2	BAJU MAHASUKHLAL SHAH	AACPS8974P	592261	6.963790	0	0.00	0.000000	0	0.000000	0	0.000000	6.963790
3	BINOY BAJU SHAH	AVZPS7709Q	1369600	16.103722	390744	28.53	4.594358	0	0.000000	0	0.000000	16.103722
4	ILA B SHAH	AACPS8972M	660872	7.770516	0	0.00	0.000000	0	0.000000	0	0.000000	7.770516
5	MIHIR PRAKASH SHAH	AACPS8973L	1141250	13.418789	390744	34.24	4.594358	0	0.000000	0	0.000000	13.418789
6	PRAGNA PRAKASH SHAH	AACPS8971J	539887	6.347978	0	0.00	0.000000	0	0.000000	0	0.000000	6.347978
7	PRAKASH MAHASUKHLAL SHAH	AACPS8975N	628426	7.389017	0	0.00	0.000000	0	0.000000	0	0.000000	7.389017
Total			5240016	61.611976	781488	14.91	9.188716	0	0.000000	0	0.000000	61.611976



(i)(ii) PARNAX LAB LTD (KRISHNADEEP TRADE & INVE. LTD) category "Public" and holding more than 1% of the total number of shares									
Sr. No.	Name of the shareholder	Pan No.	Number of shares held	Shares as a percentage of total number of shares (i.e., Grand Total (A)+(B)+(C) indicated in Statement at para (i)(a) above)	Details of warrants	Details of convertible securities	Total shares (including underlying shares assuming full conversion of warrants and convertible securities) as a % of diluted share capital		
					Number of warrants held	As a % total number of warrants of the same class	Number of convertible securities held	As a % total number of convertible securities of the same class	% w.r.t total convertible securities of the same class
1	SHRIRAM CREDIT COMPANY LIMITED	AAGCS4497N	93433	1.098583	0	0.000000	0	0.000000	1.098583
2	SPARKLE SECURITIES SOLUTIONS PVT LTD	AALCS1061P	175737	2.066311	0	0.000000	0	0.000000	2.066311
3	BHARTI DILIPSINH UDESHI	AAAPU1066G	119900	1.409781	0	0.000000	0	0.000000	1.409781
4	SHEELA LALTI MEHTA	AGNPM0833E	126000	1.481505	0	0.000000	0	0.000000	1.481505
Total			515070	6.05618	0	0.000000	0	0.000000	6.056180




(i)(c)(ii) PARNAX LAB LTD (KRISHNADEEP TRADE & INVE. LTD)									
PAC) belonging to the category "Public" and holding more than 5% of the total number of shares of the company									
Sr. No.	Name(s) of the shareholder(s) and the Persons Acting in Concert (PAC) with them	Pan No.	Number of shares	Shares as a percentage of total number of shares (i.e., Grand Total (A)+(B)+(C) indicated in Statement at para (i)(a) above)	Details of warrants		Details of convertible securities		Total shares (including underlying shares assuming full conversion of warrants and convertible securities) as a % of diluted share capital
					Number of warrants	As a % total number of warrants of the same class	Number of convertible securities held	% w.r.t total number of convertible securities of the same class	
1	NIL		0	0.000000	0	0.000000	0	0.000000	0.000000
Total			0	0.000000	0	0.000000	0	0.000000	0.000000




PARNAX LAB LTD (KRISHNADEEP TRADE & INVE. LTD)

(1)(d) Statement showing details of locked-in shares


Sr. No.	Name of the shareholder	Pan No.	Number of locked-in shares	Locked-in shares as a (%) of shares (i.e., Grand Total (A)+(B)+(C) indicated in Statement at para (1)(a) above}	Promoter / Promoter Group / Public
1	BAIJU MAHASUKHLAL SHAH	AACPS8974P	137578	1.617639	Promoter/Promoter Group
2	MIHIR PRAKASH SHAH	AACPS8973L	276063	3.245942	Promoter/Promoter Group
3	PRAKASH MAHASUKHLAL SHAH	AACPS8975N	144357	1.697346	Promoter/Promoter Group
4	BINOY BAIJU SHAH	AVZPS7709Q	332150	3.905411	Promoter/Promoter Group
5	ROOPAL HITESH KAWA	ANMPK4236D	7500	0.088185	Public
Total			897648	10.554523	



PARNAX LAB LTD (KRISHNADEEP TRADE & INVE. LTD)				
<u>Statement showing details of Depository Receipts (DRs)</u>				
(II)(a)				
Sr. No.	Type of outstanding DR (ADRs, GDRs, SDRs, etc.)	Number of outstanding DRs	Number of shares underlying outstanding DRs	Shares underlying outstanding DRs as a percentage of total number of shares (i.e., Grand Total (A)+(B)+(C) indicated in Statement at para (I)(a) above)
1	NIL	Nil	Nil	Nil
Total		0	0	0



PARNAX LAB LTD (KRISHNADEEP TRADE & INVE. LTD)				
<u>Statement showing Holding of Depository Receipts (DRs), where underlying</u>				
<u>shares held by 'promoter/promoter group' are in excess of 1% of the total number of shares</u>				
Sr. No.	Name of the DR Holder	Type of outstanding DR (ADRs, GDRs, SDRs, etc.)	Number of shares underlying outstanding DRs	Shares underlying outstanding DRs as a percentage of total number of shares (i.e., Grand Total (A)+(B)+(C) indicated in Statement at para (I)(a) above)
1	NIL		Nil	Nil
Total			0	0



Sr.No	Notes
1	
2	
3	
4	
5	
6	
7	
8	
9	

