



# PearlGlobal

## Statement Showing Shareholding Pattern

### Introductory sub-table (I)(a)

<b>Name of the Company</b>		<b>: PEARL GLOBAL INDUSTRIES LIMITED</b>	
<b>Scrip Code, Name of the scrip, class of security</b>		<b>: BSE-532808 ; NSE - PGIL ; EQUITY</b>	
<b>Quarter Ended 31-MARCH-2015</b>			
<b>Partly paid-up shares:-</b>			
	<b>No. of partly paid-up shares</b>	<b>As a % of total no. of partly paid-up shares</b>	<b>As a % of total no. of shares of the company</b>
Held by promoter/promoter group	NIL	NIL	NIL
Held by public	NIL	NIL	NIL
<b>Total</b>	<b>NIL</b>	<b>NIL</b>	<b>NIL</b>
<b>Outstanding convertible securities:-</b>			
	<b>No. of outstanding securities</b>	<b>As a % of total no. of outstanding convertible securities</b>	<b>As a % of total no. of shares of the company, assuming full conversion of the convertible securities</b>
Held by promoter/promoter group	NIL	NIL	NIL
Held by public	NIL	NIL	NIL
<b>Total</b>	<b>NIL</b>	<b>NIL</b>	<b>NIL</b>
<b>Warrants:-</b>			
	<b>No. of warrants</b>	<b>As a % of total no. of warrants</b>	<b>As a % of total no. of shares of the company, assuming full conversion of warrants</b>
Held by promoter/promoter group	NIL	NIL	NIL
Held by public	NIL	NIL	NIL
<b>Total</b>	<b>NIL</b>	<b>NIL</b>	<b>NIL</b>
<b>Total paid-up capital of the company, assuming full conversion of warrants and convertible securities</b>	<b>21663937</b>		

Pearl Global Industries Limited

Corp. Office : Plot No. 51, Sector-32, Gurgaon-122001 Haryana (INDIA)  
Tel.: +91-124-4651000, Fax : +91-124-4651010. Website: www.pearlglobal.com


CIN : L74899DL1989PLC036849

Regd. Office: A-3, Community Centre, Naraina Industrial Area, Phase-II, New Delhi-110028




**(D)(a) Statement showing Shareholding Pattern**

Sr. no.	Category of shareholder (II)	Number of shareholders (III)	Total number of shares (IV)	Number of shares held in dematerialized form (V)	Total shareholding as a percentage of total number of shares		Shares Pledged or otherwise encumbered	
					As a percentage of (A+B) (VI)	As a percentage of (A+B+C) (VII)	Number of shares (VIII)	As a percentage (IX) = (VIII) / (IV) * 100
<b>(A) Promoter and Promoter Group</b>								
<b>(1) Indian</b>								
(a)	Individuals/Hindu Undivided Family	0	0	0	0.00	0.00	0	0.00
(b)	Central Government/State Government(s)	0	0	0	0.00	0.00	0	0.00
(c)	Bodies Corporate	1	30	30	0.00	0.00	0	0.00
(d)	Financial Institutions/Banks	0	0	0	0.00	0.00	0	0.00
(e)	Any Other (Total)	4	11562734	11562734	53.37	53.37	0	0.00
(e1)	Relatives of Promoters	4	11562734	11562734	53.37	53.37	0	0.00
	<b>Sub-Total (A)(1)</b>	5	11562764	11562764	53.37	53.37	0	0.00
<b>(2) Foreign</b>								
(a)	Individuals (Non-Resident Individuals/Foreign Individuals)	2	2862145	2862145	13.21	13.21	0	0.00
(b)	Bodies Corporate	0	0	0	0.00	0.00	0	0.00
(c)	Institutions	0	0	0	0.00	0.00	0	0.00
(d)	Qualified Foreign Investor	0	0	0	0.00	0.00	0	0.00
(e)	Any Other (Total)	0	0	0	0.00	0.00	0	0.00
	<b>Sub-Total (A)(2)</b>	2	2862145	2862145	13.21	13.21	0	0.00
	<b>Total Shareholding of Promoter and Promoter Group (A) = (A)(1)+(A)(2)</b>	7	14424909	14424909	66.58	66.58	0	0.00




(B) Public shareholding								
(1) Institutions								
(a)	Mutual Funds/UTI	1	856451	856451	3.95	3.95	0	0.00
(b)	Financial Institutions/Banks	5	54591	54525	0.25	0.25	0	0.00
(c)	Central Government/State Government(s)	0	0	0	0.00	0.00	0	0
(d)	Venture Capital Funds	0	0	0	0.00	0.00	0	0
(e)	Insurance Companies	2	492641	492641	2.27	2.27	0	0.00
(f)	Foreign Institutional Investors	3	1457678	1457678	6.73	6.73	0	0.00
(g)	Foreign Venture Capital Investors	0	0	0	0.00	0.00	0	0
(h)	Qualified Foreign Investor	0	0	0	0.00	0.00	0	0
(i)	Any Other (Total)	0	0	0	0.00	0.00	0	0
	<b>Sub-Total (B)(1)</b>	11	2861361	2861295	13.21	13.21	0	0.00
(2) Non-institutions								
(a)	Bodies Corporate	192	302245	301316	1.40	1.40	10000	3.31
(b)	Individuals - i. Individual Shareholders Holding Nominal Share Capital Up To Rs. 1 Lakh.	20556	1826097	1686459	8.43	8.43	19219	1.05
	Individuals - ii. Individual Shareholders Holding Nominal Share Capital In Excess of Rs. 1 Lakh	25	1795299	1795299	8.29	8.29	185000	10.30
(c)	Qualified Foreign Investor	0	0	0	0.00	0.00	0	0
(d)	Any Other (Total)	212	454026	104810	2.10	2.10	0	0.00
(d1)	Clearing Member	61	39307	39307	0.18	0.18	0	0.00
(d2)	Foreign Companies	1	325606	0	1.50	1.50	0	0.00
(d3)	Non Resident Indians (Non Repat)	33	12927	12927	0.06	0.06	0	0.00
(d4)	Non Resident Indians (Repat)	116	76026	52416	0.35	0.35	0	0.00
(d5)	Trusts	1	160	160	0.00	0.00	0	0.00





**(I)(b) Statement showing Shareholding of persons belonging to the category "Promoter and Promoter Group"**


Sr. No.	Name of the shareholder (II)	PAN of the Shareholder (III)	Total Shares held		Shares pledged or otherwise encumbered		Details of warrants		Details of convertible securities		Total shares (including underlying shares assuming full conversion of warrants and convertible securities) as a % of diluted share capital (XIII)
			Number (IV)	as a % of grand total (A) + (B) + (C) (V)	Number (VI)	as a % of grand total (A) + (B) + (C) of sub-clause (I)(a) (VII) = (VI) / (IV) * 100 (VIII)	Number of warrants held (XI)	As a % total number of warrants of the same class (X)	Number of convertible securities held (XI)	As a % total number of convertible securities of the same class (XII)	
1	Mrs. Payel Seth	AABPS1006M	9849872	45.47	0	0.00	0	0.00	0	0.00	0.00
2	Mr. Deepak Seth (NRI)	AABPS2568Q	1544499	7.13	0	0.00	0	0.00	0	0.00	0.00
3	Mr. Pulkit Seth	AJDPS7131A	1511384	6.98	0	0.00	0	0.00	0	0.00	0.00
4	Mr. Pallak Seth (NRI)	ACXPS6333B	1317646	6.08	0	0.00	0	0.00	0	0.00	0.00
5	Mr. Sunil Pal Seth	AAYP2173A	201448	0.93	0	0.00	0	0.00	0	0.00	0.00
6	Mrs. Shefali Seth	BEMPS3185K	30	0.00	0	0.00	0	0.00	0	0.00	0.00
7	M/s Nim International Commerce Pvt. Ltd.	AAACN1035H	30	0.00	0	0.00	0	0.00	0	0.00	0.00
	<b>TOTAL</b>		14424909	66.58	0	0.00	0	0.00	0	0.00	0.00





**D)(c) Statement showing Shareholding of persons belonging to the category "Public" and holding more than 1% of the total number of shares**

Sr. No.	Name of the shareholder	PAN of the Shareholder	Number of shares	Shares as a percentage of total number of shares {i.e., Grand Total (A)+(B)+(C) indicated in Statement at para (I)(a) above}	Details of warrants		Details of convertible securities		Total shares (including underlying shares assuming full conversion of warrants and convertible securities) as a % of diluted
					Number of warrants held	As a % total number of warrants of the same class	Number of convertible securities held	% w.r.t total number of convertible securities of the same class	
1	Premier Investment Fund Limited	AACCP9387L	1070000	4.94	0	0.00	0	0.00	0
2	Reliance Capital Trustee Co. Ltd.-A/c Reliance Mid & Small Cap Fund	AAATR0090B	856451	3.95	0	0.00	0	0.00	0
3	Mr. Sanjiv Dhiresbhai Shah	ADGPS0244P	665594	3.07	0	0.00	0	0.00	0
4	Lesing Mauritius Limited		325606	1.50	0	0.00	0	0.00	0
5	General Insurance Corporation of India	AAACG0615N	256666	1.18	0	0.00	0	0.00	0
6	Cresta Fund Limited	AADCC2634A	256205	1.18	0	0.00	0	0.00	0
7	Life Insurance Corporation of India	AAACL0582H	235975	1.09	0	0.00	0	0.00	0
	<b>TOTAL</b>		<b>3666497</b>	<b>16.92</b>	<b>0</b>	<b>0.00</b>	<b>0</b>	<b>0.00</b>	<b>0</b>




**D(c) Statement showing Shareholding of persons belonging to the category "Public" and holding more than 5% of the total number of shares**

Sr. No.	Name of the shareholder	PAN of the Shareholder	Number of shares	Shares as a percentage of total number of shares {i.e., Grand Total (A)+(B)+(C) indicated in Statement at para (D)(a) above}	Details of warrants		Details of convertible securities		Total shares (including underlying shares assuming full conversion of warrants and convertible securities) as a % of diluted
					Number of warrants held	As a % total number of warrants of the same class	Number of convertible securities held	% w.r.t total number of convertible securities of the same class	
1	0		0	0.00	0	0.00	0	0.00	0.00
	TOTAL		0	0.00	0	0.00	0	0.00	0.00

**D(d) Statement showing details of locked-in shares**

Sr. No.	Name of the shareholder	PAN of the Shareholder	Number of locked-in shares	Locked-in shares as a percentage of total number of shares {i.e., Grand Total (A)+(B)+(C) indicated in Statement at para (D)(a) above}
1	Mrs. Payel Seth	AABPS1006M	339451	1.57
2	Mr. Sumil Pal Seth	AAYP2173A	201448	0.93
	TOTAL		540899	2.50




**(II)(a) Statement showing details of Depository Receipts (DRs)**

Sr. No.	Type of outstanding DR (ADRs, GDRs, SDRs, etc.)	Number of outstanding DRs	Number of shares underlying outstanding DRs	Shares underlying outstanding DRs as a percentage of total number of shares {i.e., Grand Total (A)+(B)+(C) indicated in Statement at para (I)(a) above}
	TOTAL	0	0	0.00

**(II)(b) Statement showing holding of Depository Receipts (DRs), where underlying shares held by 'promoter/promoter group' are in excess of 1% of the total number of shares**

Sr. No.	Name of the DR Holder	Type of outstanding DR (ADRs, GDRs, SDRs, etc.)	Number of shares underlying outstanding DRs	Shares underlying outstanding DRs as a percentage of total number of shares {i.e., Grand Total (A)+(B)+(C) indicated in Statement at para (I)(a) above}
	TOTAL		0	0.00

For Pearl Global Industries Limited  
Pearl Global Industries Limited

  
Company Secretary

(Sandeep Sabharwal)  
Company Secretary

Place: Gurgaon  
Date: April 18, 2015