

**STATEMENT SHOWING SHAREHOLDING PATTERN**

NAME OF THE COMPANY	:	PIONEER EMBROIDERIES LIMITED
SCRIP CODE	:	SCRIP CODE: BSE: 514300 SCRIP NAME: NSE: PIONEEREMB
QUARTER ENDED	:	31 <sup>ST</sup> MARCH, 2015

Category code	Category of shareholder	Number of shareholders	Total number of shares	Number of shares held in dematerialized form	Total Shareholding as a percentage of total number of shares		Shares pledged or other wise encumbered	
					As a Percentage of (A+B) <sup>1</sup>	As a percentage of (A+B+C)	Number of shares	As a percentage
(I)	(II)	(III)	(IV)	(V)	(VI)	(VII)	(VIII)	(IX)=(VI II)/(IV)* 100
(A)	Promoter and Promoter Group <sup>2</sup>							
(1)	Indian							
(a)	Individuals/Hindu Undivided Family	04	2100203	2100203	11.87	11.87	439636	20.93
(b)	Central Government/ State Government(s)	Nil	Nil	Nil	Nil	Nil	Nil	Nil
(c)	Bodies Corporate	02	6481726	6481726	36.62	36.62	103629	1.60
(d)	Financial Institutions/ Banks	Nil	Nil	Nil	Nil	Nil	Nil	Nil
(e)	Any Other (specify)	Nil	Nil	Nil	Nil	Nil	Nil	Nil
	Sub-Total( A)(1)	06	8581929	8581929	48.49	48.49	543265	6.33
(2)	Foreign							

<sup>1</sup> For determining public shareholding for the purpose of Clause 40A.

<sup>2</sup> For definitions of "Promoter" and "Promoter Group", refer to clause 40A.

Contd...2...



**PIONEER EMBROIDERIES LIMITED**

.... a stitch ahead of time

**Corp. Off.:** Unit No 21 to 25, 2nd Floor Orient House, 3-A Udyog Nagar, Off S. V. Road, Goregaon (West), Mumbai - 400062  
Tel.: 022-4223 2323 • Fax : 022-4223 2313 • E-mail : mumbai@pelhakoba.com • Website : www.pelhakoba.com

**Regd. Off.:** 101-B, Abhishek Premises, Plot No. C 5-6, Dalia Industrial Estate, Off New Link Rd., Andheri (W), Mumbai - 400 058.

CIN No : L17291MH1991PLC063752

**hakoba**

Embroidery beyond *your* imagination

::2::

Category code	Category of Shareholder	Number of shareholders	Total number of shares	Number of shares held in dematerialized form	Total Shareholding as a percentage of total number of shares		Shares pledged or otherwise encumbered	
					As a Percentage of (A+B) <sup>1</sup>	As a percentage of (A+B+C)	Number of shares	As a percentage
(I)	(II)	(III)	(IV)	(V)	(VI)	(VII)	(VIII)	(IX)=(VIII)/(IV)*100
(a)	Individuals (Non-Resident Individuals/foreign individuals)	Nil	Nil	Nil	Nil	Nil	--	--
(b)	Bodies Corporate	Nil	Nil	Nil	Nil	Nil	--	--
(c)	Institutions	Nil	Nil	Nil	Nil	Nil	--	--
(d)	Any Other (specify)	Nil	Nil	Nil	Nil	Nil	--	--
	<b>Sub-Total (A)(2)</b>	<b>Nil</b>	<b>Nil</b>	<b>Nil</b>	<b>Nil</b>	<b>Nil</b>	<b>--</b>	<b>--</b>
	<b>Total Shareholding of Promoter and Promoter Group (A) = (A)(1)+(A)(2)</b>	<b>06</b>	<b>8581929</b>	<b>8581929</b>	<b>48.49</b>	<b>48.49</b>	<b>543265</b>	<b>6.33</b>
(B)	<b>Public Shareholding<sup>3</sup></b>						NA	NA
(1)	Institutions						NA	NA
(a)	Mutual Funds/UTI	02	900	300	0.00	0.00	--	--
(b)	Financial Institutions/Banks	--	--	--	--	--	--	--
(c)	Central Government/State Government(s)	--	--	--	--	--	--	--
(d)	Venture Capital Funds	--	--	--	--	--	--	--
(e)	Insurance Companies	02	999594	999594	5.65	5.65	--	--
(f)	Foreign Institutional Investors	1	6961	6961	0.04	0.04	--	--
(g)	Foreign Venture Capital Investors	--	--	--	--	--	--	--
(h)	Any Other (specify)							
(h-i)	--	--	--	--	--	--	--	--
(h-ii)	--	--	--	--	--	--	--	--

<sup>3</sup> For definitions of "Public Shareholding", refer to clause 40A.



Contd...3




PIONEER GROUP

::3::

Category code	Category of Shareholder	Number of shareholders	Total number of shares	Number of shares held in dematerialized form	Total Shareholding as a percentage of total number of shares		Shares pledged or otherwise encumbered	
					As a Percentage of (A+B) <sup>1</sup>	As a percentage	Number of shares	As a percentage
(I)	(II)	(III)	(IV)	(V)	(VI)	(VII)	(VIII)	(IX)=(VII I)/(IV)*100
	<b>Sub-Total (B) (1)</b>	05	1007455	1006855	5.69	5.69	--	--
<b>B 2</b>	<b>Non-institutions</b>							
(a)	<b>Bodies Corporate</b>	248	1643836	1636204	9.29	9.29	--	--
(b)	<b>Individual</b>	20212	3698805	3424925	20.90	20.90		
	i) Individual shareholders holding nominal share Capital up to Rs.1 lakh						--	--
	ii) Individual shareholders holding nominal shares capital in excess of Rs.1 lakh	57	2368136	2368136	13.38	13.38		
(c)	<b>Any Other (specify)</b>							
(c-i)	Non Resident Indian	453	349111	265864	1.97	1.97	--	--
(c-ii)	Clearing Members	54	39121	39121	0.22	0.22	--	--
(c-iii)	Directors & their relatives	03	3251	2501	0.02	0.02	--	--
(c-iv)	Trust	02	7450	7450	0.04	0.04		
	<b>Sub-Total (B) (2)</b>	21029	8109710	7744201	45.82	45.82	--	--
	<b>Total Public shareholding (B) = (B)(1)+(B)(2)</b>	21034	9117165	8751056	51.51	51.51		
	<b>TOTAL (A)+(B)</b>	21040	17699094	17332985	100.00	100.00	543265	3.07
(C)	<b>Shares held by Custodians and against which Depository Receipts have been issued</b>	--	--	--	--	--	--	--
1	Promoter and Promoter Group	---	---	---	---	---	---	---
2	Public	--	--	--	--	--	--	--
	<b>Sub-Total (C)</b>	--	--	--	--	--	--	--
	<b>GRAND TOTAL (A)+(B)+(C)</b>	21040	17699094	17332985	100.00	100.00	543265	3.07

Contd...4.



::4::

**Introductory sub-table (I)(a)**

Name of the Company :	<b>PIONEER EMBROIDERIES LIMITED</b>
Scrip Code: BSE: 514300 Scrip Name: NSE: PIONEEREMB	<b>QUARTER ENDED : 31<sup>ST</sup> MARCH, 2015</b>
Class of Security :	<b>EQUITY SHARES</b>

Partly paid-up shares	No. of partly paid-up shares	As a % of total no. of partly paid-up shares	As a % of total no. of shares of the Company
Held by promoter/promoters group	Nil	Nil	Nil
Held by public	Nil	Nil	Nil
<b>Total-D</b>	Nil	Nil	Nil
<b>Outstanding convertible securities:-</b>	No. of outstanding convertible securities	As a % of total No. of outstanding convertible securities	As a % of total no. of shares of the company, assuming full conversion of the convertible securities
Held by promoter/promoter group	Nil	Nil	Nil
Held by public	Nil	Nil	Nil
<b>Total-E</b>	Nil	Nil	Nil
<b>Warrants:-</b>	No. of warrants	As a % of total no. of warrants	As a % of total no. of shares of the company, assuming full conversion of warrants
Held by promoter/ promoter group	Nil	Nil	Nil
Held by public	Nil	Nil	Nil
<b>Total-F</b>	Nil	Nil	Nil
Total paid-up capital of the company assuming full conversion of warrants and convertible securities	Nil		




Contd...5.

(1)(b) Statement showing holding of securities (including shares, warrants, convertible securities) of persons belonging to the category "Promoter and Promoter Group"

Sr. No.	Name of the shareholder	Details of Shares held		Encumbered shares (*)			Details of warrants		Details of convertible securities		Total shares (including underlying shares assuming full conversion of warrants and convertible securities) as a % of diluted share capital
		Number of shares held	As a % of grand total (A)+(B)+(C)	No.	As a percentage (VI)=(V)/(III)*100	As a % of grand total (A)+(B)+(C) of sub-clause (I)(a)	Number of warrants held	As a % of total number of warrants of the same class	Number of convertible securities held	As a % of total number of convertible securities of the same class	
(I)	(II)	(III)	(IV)	(V)	(VI)=(V)/(III)*100	(VII)	(VIII)	(IX)	(X)	(XI)	(XII)
1.	Raj Kumar Sekhani	2045718	11.56	439636	21.49	2.48	Nil	Nil	Nil	Nil	11.56
2.	Bimla Devi Sekhani	20485	0.12	0	0.00	Nil	Nil	Nil	Nil	Nil	0.12
3.	Ashok Kumar Sekhani	20000	0.11	0	0.00	Nil	Nil	Nil	Nil	Nil	0.11
4.	Manak Chand Baid* Jt. Raj Kumar Sekhani	14000	0.08	0	0.00	Nil	Nil	Nil	Nil	Nil	0.08
5.	Pioneer E-Com Fashions Limited	6481726	36.62	103629	1.60	0.59	Nil	Nil	Nil	Nil	36.62
	<b>TOTAL</b>	<b>8581929</b>	<b>48.49</b>	<b>543265</b>	<b>6.33</b>	<b>3.07</b>	<b>Nil</b>	<b>Nil</b>	<b>Nil</b>	<b>Nil</b>	<b>48.49</b>

\* Mr. Manak Chand Baid has sold 18,02,800 shares in the Company to Mr. Raj Kumar Sekhani on 17.09.2004 as per agreement dt. 17.09.2004. These shares have been transferred in the joint name of Mr. Manak Chand Baid and Mr. Raj Kumar Sekhani and are under the control of the Escrow Agent as per the term & conditions of the Agreement. 24,79,574 equity shares (Including Bonus) have been transferred from Mr. Manak Chand Baid to Mr. Raj Kumar Sekhani as on 31<sup>st</sup> March, 2015.



PIONEER GROUP



:: 6 ::

(I) (c) (i) Statement showing holding of securities (including shares, warrants, convertible securities) of persons belonging to the category "Public" and holding more than 1% of the total number of shares

Sr. No.	Name of the shareholder	Number of shares held	Shares as a percentage of total number of shares i.e., Grand Total (A)+(B)+(C) indicated in Statement at para (I)(a) above}	Details of warrants		Details of convertible securities		Total shares (including underlying shares assuming full conversion of warrants and convertible securities) as a % of diluted share capital
				Number of warrants held	As a % total number of warrants of the same class	Number of convertible securities held	% w.r.t total number of convertible securities of the same class	
1.	General Insurance Corporation of India	500000	2.82	Nil	Nil	Nil	Nil	2.82
2.	United India Insurance Company Limited	499594	2.82	Nil	Nil	Nil	Nil	2.82
3.	Zigma Capital Finance Pvt. Ltd	487662	2.75	Nil	Nil	Nil	Nil	2.75
4.	Kenisha Enterprises Pvt. Ltd	426052	2.41	Nil	Nil	Nil	Nil	2.41
5.	Jayesh Nagji Nissar	268235	1.52	Nil	Nil	Nil	Nil	1.52
6.	Sunita Bhagchandka	237312	1.34	Nil	Nil	Nil	Nil	1.34
7.	Shaaji Palliyath	200000	1.13	Nil	Nil	Nil	Nil	1.13
8.	Dipak Kanayalal Shah	180000	1.02	Nil	Nil	Nil	Nil	1.02
	<b>TOTAL</b>	<b>2798855</b>	<b>15.81</b>	<b>Nil</b>	<b>Nil</b>	<b>Nil</b>	<b>Nil</b>	<b>15.81</b>

Contd... 7...



PIONEER GROUP




..7..

(1)(c)(ii) Statement showing holding of securities (including shares, warrants, convertible securities) of persons (together with PAC) belonging to the category "Public" and holding more than 5% of the total number of shares of the company

Sr. No.	Name(s) of the shareholder(s) and the Persons Acting in Concert (PAC) with them	Number of shares	Shares as a percentage of total number of shares (i.e., Grand Total (A)+(B)+(C) indicated in Statement at para (1)(a) above)	Details of warrants		Details of convertible securities		Total shares (including underlying shares assuming full conversion of warrants and convertible securities) as a % of diluted share capital
				Number of warrants	As a % total number of warrants of the same class	Number of convertible securities held	% w.r.t total number of convertible securities of the same class	
1	Nil	Nil	Nil	Nil	Nil	Nil	Nil	Nil
<b>TOTAL</b>		<b>Nil</b>	<b>Nil</b>	<b>Nil</b>	<b>Nil</b>	<b>Nil</b>	<b>Nil</b>	<b>Nil</b>

Contd...8...



PIONEER GROUP





PIONEER GROUP

::3::

(I) (d) Statement showing details of locked-in shares

Sr. No	Name of the shareholder	Number of locked-in shares	Locked-in Shares as a percentage of total number of shares [i.e. Grand Total (A)+(B)+(C) indicated in statement at para (I)(a) above ]
1.	Nil	Nil	Nil
TOTAL		Nil	Nil

(II) (a) Statement showing details of Depository Receipts (DRs)

Sr. No.	Type of outstanding DR (ADRs, GDRs, SDRs, etc.)	Number Of outstanding DRs	Number of shares underlying outstanding DRs	Shares underlying outstanding DRs as a percentage of total number of shares [i.e. Grand Total (A)+(B)+(C) indicated in statement at para (I)(a) above ]
1.	Nil	Nil	Nil	Nil
TOTAL		Nil	Nil	Nil

(II) (b) Statement showing Holding of Depository Receipts (DRs) where underlying shares are in excess of 1% of the total number of shares

Sr. No.	Name of the DR Holder	Type Of Outstanding DR (ADRs, GDRs, SDRs, etc.)	Number of shares underlying outstanding DRs	Shares underlying outstanding DRs as a percentage of total number of shares [i.e. Grand Total (A)+(B)+(C) indicated in Statement at para (I)(a) above ]
1.	Nil	Nil	Nil	Nil
TOTAL		Nil	Nil	Nil

For PIONEER EMBROIDERIES LIMITED

  
COMPLIANCE OFFICER

