


Introductory sub-table (I)(a)

Name of the Company: BSE Scrip Code: NSE Scrip Symbol Name of the Scrip class of security Quarter ended:	POLYPLEX CORPORATION LIMITED 524051 POLYPLEX POLYPLEX EQUITY 31-Mar-15		
Partly paid-up shares:-	No. of partly paid-up shares	As a % of total no. of partly paid-up shares	As a % of total no. of shares of the company
Held by promoter/promoter group	0	0	0
Held by public	0	0	0
Total	0	0	0
Outstanding convertible securities:-	No. of outstanding securities	As a % of total no. of outstanding convertible securities	As a % of total no. of shares of the company, assuming full conversion of the convertible securities
Held by promoter/promoter group	0	0	0
Held by public	0	0	0
Total	0	0	0
Warrants:-	No. of warrants	As a % of total no. of warrants	As a % of total no. of shares of the company, assuming full conversion of warrants
Held by promoter/promoter group	0	0	0
Held by public	0	0	0
Total	0	0	0
Total paid-up capital of the company, assuming full conversion of warrants and convertible securities	31984600		





Statement Showing Shareholding Pattern:								
Table (I) (a)								
Category code	Category of Shareholder	Number of Shareholders	Total number of shares	Number of shares held in dematerialized form	Total shareholding as a percentage of total number of shares		Shares Pledged or otherwise encumbered	
					As a percentage of (A+B) ¹	As a percentage of (A+B+C)	Number of shares	As a percentage
(I)	(II)	(III)	(IV)	(V)	(VI)	(VII)	(VIII)	(IX)= (VIII)/(IV)*100
(A)	Shareholding of Promoter and Promoter Group²							
1	Indian							
(a)	Individuals/ Hindu Undivided Family	0	0	0	0.00	0.00	0	0.00
(b)	Central Government/ State Government(s)	0	0	0	0.00	0.00	0	0.00
(c)	Bodies Corporate	2	1802202	1802202	5.63	5.63	0	0.00
(d)	Financial Institutions/ Banks	0	0	0	0.00	0.00	0	0.00
(e)	Any others (specify) Directors & their Relatives	3	60	60	0.00	0.00	0	0.00
	Sub Total(A)(1)	5	1802262	1802262	5.63	5.63	0	0.00
2	Foreign							
a	Individuals (Non-Residents Individuals/ Foreign Individuals)	0	0	0	0.00	0.00	0	0.00
b	Bodies Corporate	2	13158134	13158134	41.14	41.14	0	0.00
c	Institutions	0	0	0	0.00	0.00	0	0.00
d	Any others (specify) Directors & their Relatives	2	50138	50138	0.16	0.16	0	0.00
	Sub Total(A)(2)	4	13208272	13208272	41.30	41.30	0	0.00
	Total Shareholding of Promoter and Promoter Group (A)= (A)(1)+(A)(2)	9	15010534	15010534	46.93	46.93	0	0.00

A handwritten signature is written over a circular stamp. The signature appears to be 'A. Kumar' or similar. The stamp is partially obscured by the signature and is mostly illegible.

(B)	Public shareholding³					
1	Institutions					
(a)	Mutual Funds/ UTI	9	1575374	1553274	4.93	4.93
(b)	Financial Institutions / Banks	5	17173	9673	0.05	0.05
(c)	Central Government/ State Government(s)	0	0	0	0.00	0.00
(d)	Venture Capital Funds	0	0	0	0.00	0.00
(e)	Insurance Companies	0	0	0	0.00	0.00
(f)	Foreign Institutional Investors	12	175933	160733	0.55	0.55
(g)	Foreign Venture Capital Investors	0	0	0	0.00	0.00
(h)	Any Other (specify)	0	0	0	0.00	0.00
	Sub-Total (B)(1)	26	1768480	1723680	5.53	5.53
B 2	Non-institutions					
(a)	Bodies Corporate	505	6338042	6324642	19.82	19.82
(b)	Individuals					
I	Individual shareholders holding nominal share capital up to Rs. 1 lakh.	14967	3942712	3462840	12.33	12.33
II	Individual shareholders holding nominal share capital in excess of Rs. 1 lakh.	35	1016252	1016252	3.18	3.18
(c)	Any Other (specify):					
(c-i)	Trust & Foundations	1	200	200	0.00	0.00
(c-ii)	NRI's	69	3318687	3310587	10.38	10.38
(c-iii)	OCB's	1	2400	0	0.01	0.01
(c-iv)	Directors & Relatives	3	4584	4584	0.01	0.01
(c-v)	Hindu Undivided Families	489	582709	582709	1.82	1.82
	Sub-Total (B)(2)	16070	15205586	14701814	47.54	47.54
(B)	Total Public Shareholding (B)= (B)(1)+(B)(2)	16096	16974066	16425494	53.07	53.07
	TOTAL (A)+(B)	16105	31984600	31436028	100.00	100.00
(C)	Shares held by Custodians and against which Depository Receipts have been issued	0	0	0	0.00	0.00
1	Promoter and Promoter Group	0	0	0	0.00	0.00
2	Public	0	0	0	0.00	0.00
	Sub-Total (C)	0	0	0	0.00	0.00
	GRAND TOTAL (A)+(B)+(C)	16105	31984600	31436028	100.00	100.00

- Sr.No** **Notes**
- For determining public shareholding for the purpose of Clause 40A. For POLYPLEX CORPORATION LIMITED
 - For definitions of "Promoter" and "Promoter Group", refer to Clause 40A
 - For definitions of "Public Shareholding", refer to Clause 40A.
 - In B.2(a) above are included 61,800 equity shares in demat form in the name of Polyplex Corporation Limited – Unclaimed Suspense Account, pursuant to Clause 5A(ii) of the Listing Agreement.



Ashok Kumar Gurnani
Company Secretary



(I)(b) Statement showing holding of securities (including shares, warrants, convertible securities) of persons belonging to the category "Promoter and Promoter Group"

Sr. No.	Name of the shareholder	Details of Shares held		Encumbered shares (*)			Details of warrants		Details of convertible securities		Total shares (including underlying shares assuming full conversion of warrants and convertible securities) as a % of diluted share capital
		Number of shares held	As a % of grand total (A)+(B) +(C)	No.	As a percentage	As a % of grand total (A)+(B)+(C) of sub-clause (I)(a)	Number of warrants held	As a % total number of warrants of the same class	Number of convertible securities held	As a % total number of convertible securities of the same class	
(I)	(II)	(III)	(IV)	(V)	(VI)=(V)/(III)* 100	(VII)	(VIII)	(IX)	(X)	(XI)	(XII)
1	Mahalaxmi Trading & Investment Co. Ltd	7622390	23.83	0	0.00	0.00	0	0	0	0	23.83
2	Secure Investments Limited	5535744	17.31	0	0.00	0.00	0	0	0	0	17.31
3	Sanjiv Sarita Investments Private Limited	1390924	4.35	0	0.00	0.00	0	0	0	0	4.35
4	Utkarsh Trading & Holdings Ltd	411278	1.29	0	0.00	0.00	0	0	0	0	1.29
5	Sanjiv Saraf	46138	0.14	0	0.00	0.00	0	0	0	0	0.14
6	Sanjiv Chadha	4000	0.01	0	0.00	0.00	0	0	0	0	0.01
7	Narayandas Durgaprasadji Saraf	20	0.00	0	0.00	0.00	0	0	0	0	0.00
8	Urmiladevi Narayandas Saraf	20	0.00	0	0.00	0.00	0	0	0	0	0.00
9	Sarita Saraf	20	0.00	0	0.00	0.00	0	0	0	0	0.00
TOTAL		15010534	46.93	0	0.00	0.00	0	0	0	0	46.93

(*) The term "encumbrance" has the same meaning as assigned to it in regulation 28(3) of the SAST Regulations, 2011



(l)(c) (i) Statement showing holding of securities (including shares, warrants, convertible securities) of persons belonging to the category "Public" and holding more than 1% of the total number of shares

Sr. No.	Name of the shareholder	Number of shares held	Shares as a percentage of total number of shares {i.e., Grand Total (A)+(B)+(C) indicated in Statement at para (l)(a) above}	Details of warrants		Details of convertible securities		Total shares (including underlying shares assuming full conversion of warrants and convertible securities) as a % of diluted share capital
				Number of warrants held	As a % total number of warrants of the same class	Number of convertible securities held	% w.r.t total number of convertible securities of the same class	
1	IL & FS Trust Co Limited	4165678	13.02	0	0	0	0	13.02
2	Ricky Ishwardas Kirpalani	1580792	4.94	0	0	0	0	4.94
3	Keswani Haresh	1551342	4.85	0	0	0	0	4.85
4	Reliance Capital Trustee Co. Ltd A/c Reliance Small Cap Fund	1253769	3.92	0	0	0	0	3.92
5	AADI Financial Advisors LLP	496960	1.55					1.55
	TOTAL	90,48,541	28.29	0	0	0	0	28.29

(l)(c)(ii) Statement showing holding of securities (including shares, warrants, convertible securities) of persons (together with PAC) belonging to the category "Public" and holding more than 5% of the total number of shares of the company.

Sr. No.	Name(s) of the shareholder(s) and the Persons Acting in Concert (PAC) with them	Number of shares held	Shares as a percentage of total number of shares {i.e., Grand Total (A)+(B)+(C) indicated in Statement at para (l)(a) above}	Details of warrants		Details of convertible securities		Total shares (including underlying shares assuming full conversion of warrants and convertible securities) as a % of diluted share capital
				Number of warrants held	As a % total number of warrants of the same class	Number of convertible securities held	% w.r.t total number of convertible securities of the same class	
1	IL & FS Trust Co Limited & PAC	7472679	23.36	0.00	0.00	0.00	0.00	23.36
	Total	7472679	23.36					23.36

A handwritten signature in black ink is written over a circular stamp. The stamp contains some illegible text, possibly a company name or official seal.

(I)(d) Statement showing details of locked-in shares

Sr. No.	Name of the shareholder	Category of Shareholders	Number of locked-in	Locked-in shares as a percentage of total
	NIL	N. A.	0	0.00
TOTAL			0	0.00

(II)(a) Statement showing details of Depository Receipts (DRs)

Sr. No.	Type of outstanding DR (ADRs, GDRs, SDRs, etc.)	Number of outstanding DRs	Number of shares underlying outstanding DRs	Shares underlying outstanding DRs as a percentage of total number of shares {i.e., Grand Total (A)+(B)+(C) indicated in Statement at para (I)(a) above}
	NIL	NA	NA	0.00
TOTAL		NIL	NIL	0.00

(II)(b) Statement showing Holding of Depository Receipts (DRs), where underlying shares are in excess of 1% of the total number of shares

Sr. No.	Name of the DR Holder	Type of outstanding DR (ADRs, GDRs, SDRs, etc.)	Number of shares underlying outstanding DRs	Shares underlying outstanding DRs as a percentage of total number of shares {i.e., Grand Total (A)+(B)+(C) indicated in Statement at para (I)(a) above}
	NIL	NA	NA	0.00
TOTAL		NIL	NIL	0.00

Alu
2023