


<b>(I)(a) Statement showing Shareholding Pattern</b>			
<b>Name of the Company: Quadrant Televentures Limited</b>			
<b>Scrip Code, Name of the scrip, class of security:- 511116 (Equity)</b>			
<b>Quarter ended: March 31, 2015</b>			
<b>Partly paid-up shares:-</b>	<b>No. of partly paid-up shares</b>	<b>As a % of total no. of partly paid-up shares</b>	<b>As a % of total no. of shares of the Company</b>
Held by Promoter/ Promoter Group	0	0	0
Held by Public	0	0	0
<b>Total (D)</b>	<b>0</b>	<b>0</b>	<b>0</b>
<b>Outstanding convertible securities:-</b>	<b>No. of outstanding securities</b>	<b>As a % of total no. of outstanding convertible securities</b>	<b>As a % of total no. of shares of the Company, assuming full conversion of the convertible securities</b>
Held by Promoter/ Promoter Group	0	0	0
Held by Public	0	0	0
<b>Total (E)</b>	<b>0</b>	<b>0</b>	<b>0</b>
<b>Warrants:-</b>	<b>No. of warrants</b>	<b>As a % of total no. of warrant</b>	<b>As a % of total no. of shares of the Company, assuming full conversion of Warrants</b>
Held by Promoter/ Promoter Group	0	0	0
Held by Public	0	0	0
<b>Total (F)</b>	<b>0</b>	<b>0</b>	<b>0</b>
<b>Total paid-up capital of the Company, assuming full conversion of warrants and convertible securities (Grand Total( A+B+C)+(D+E+F)- 612260268</b>			



**Statement Showing Shareholding Pattern as on March 31, 2015**


**Table I)(a)**

Category code	Category of Shareholder	Number of Shareholders	Total number of shares	Number of shares held in dematerialized form	Total shareholding as a percentage of total number of shares		Shares Pledged or otherwise encumbered	
					AS A % OF (A+B) (VI)	AS A % OF (A+B+C) (VII)	Number of shares (VIII)	As a percentage (IX)= (VIII)/(IV)*100
(I)	(ii)	(iii)	(iv)	(v)	(vi)	(vii)	(viii)	(ix)
A.	SHAREHOLDING OF PROMOTER AND PROMOTER GROUP							
1.	INDIAN							
a.	INDIVIDUALS/HINDU UNDIVIDED FAMILY	0	0	0	0.0000	0.0000	0	0.0000
b.	CENTRAL GOVERNMENT/ STATE GOVERNMENT(S)	0	0	0	0.0000	0.0000	0	0.0000
c.	BODIES CORPORATE	1	326705000	326705000	53.3604	53.3604	218704937	66.9426
d.	FINANCIAL INSTITUTIONS/ BANKS	0	0	0	0.0000	0.0000	0	0.0000
e.	ANY OTHER							
	<b>SUB - TOTAL (A)(1)</b>	<b>1</b>	<b>326705000</b>	<b>326705000</b>	<b>53.3604</b>	<b>53.3604</b>	<b>218704937</b>	<b>66.9426</b>
2.	FOREIGN							
a.	INDIVIDUAL (NON RESIDENT INDIVIDUALS)/FOREIGN INDIVIDUALS)	0	0	0	0.0000	0.0000	0	0.0000
b.	BODIES CORPORATE	0	0	0	0.0000	0.0000	0	0.0000
c.	INSTITUTIONS	0	0	0	0.0000	0.0000	0	0.0000
d.	QUALIFIED FOREIGN INVESTOR	0	0	0	0.0000	0.0000	0	0.0000
e.	ANY OTHER							
	<b>SUB - TOTAL (A)(2)</b>	<b>0</b>	<b>0</b>	<b>0</b>	<b>0.0000</b>	<b>0.0000</b>	<b>0</b>	<b>0.0000</b>
	<b>TOTAL SHARE HOLDING OF PROMOTER AND PROMOTER GROUP (A) = (A)(1)+(A)(2)</b>	<b>1</b>	<b>326705000</b>	<b>326705000</b>	<b>53.3604</b>	<b>53.3604</b>	<b>218704937</b>	<b>66.9426</b>
B.	PUBLIC SHAREHOLDING							
1	INSTITUTIONS							
a.	MUTUAL FUNDS/UTI	0	0	0	0.0000	0.0000	NA	NA
b.	FINANCIAL INSTITUTIONS/ BANKS	7	182429236	182429236	29.796	29.796	NA	NA
c.	CENTRAL GOVERNMENT/ STATE GOVERNMENT(S)	0	0	0	0.0000	0.0000	NA	NA
d.	VENTURE CAPITAL FUNDS	0	0	0	0.0000	0.0000	NA	NA
e.	INSURANCE COMPANIES	0	0	0	0.0000	0.0000	NA	NA





f.	FOREIGN INSTITUTIONAL INVESTORS	1	125000	125000	0.0204	0.0204	NA	NA
g.	FOREIGN VENTURE CAPITAL INVESTORS	0	0	0	0.0000	0.0000	NA	NA
h.	QUALIFIED FOREIGN INVESTOR	0	0	0	0.0000	0.0000	NA	NA
i.	ANY OTHER							
	<b>SUB - TOTAL (B)(1)</b>	<b>8</b>	<b>182554236</b>	<b>182554236</b>	<b>29.8164</b>	<b>29.8164</b>	<b>NA</b>	<b>NA</b>
2.	NON-INSTITUTIONS							
a.	BODIES CORPORATE	345	75589537	75073228	12.3459	12.3459	NA	NA
b.	INDIVIDUALS - I INDIVIDUAL SHAREHOLDERS HOLDING NOMINAL SHARE CAPITAL UPTO RS. 1 LAKH II INDIVIDUAL SHAREHOLDERS HOLDING NOMINAL SHARE CAPITAL IN EXCESS OF RS. 1 LAKH	14286	18977450	18351681	3.0995	3.0995	NA	NA
c.	QUALIFIED FOREIGN INVESTOR	25	5529536	5529536	0.9031	0.9031	NA	NA
d.	ANY OTHER							
	CLEARING MEMBERS	7	3987	3987	0.0006	0.0006	NA	NA
	HINDU UNDIVIDED FAMILIES	355	2415041	2415041	0.3944	0.3944	NA	NA
	NON RESIDENT INDIANS	76	481367	478877	0.0786	0.0786	NA	NA
	OVERSEAS CORPORATE BODIES	1	2775	0	0.0004	0.0004	NA	NA
	TRUST	1	1339	1339	0.0002	0.0002	NA	NA
	<b>SUB - TOTAL (B)(2)</b>	<b>440</b>	<b>2904509</b>	<b>2899244</b>	<b>0.4743</b>	<b>0.4743</b>	<b>NA</b>	<b>NA</b>
	<b>SUB - TOTAL (B)(1)+(B)(2)</b>	<b>15096</b>	<b>103001032</b>	<b>101853689</b>	<b>16.823</b>	<b>16.823</b>	<b>NA</b>	<b>NA</b>
	TOTAL PUBLIC SHAREHOLDING (B) = (B)(1)+(B)(2)	15104	28555268	284407925	46.6395	46.6395	NA	NA
	TOTAL (A)+(B)	15105	612260268	611112925	100.0000	100.0000	218704937	35.7209
C.	SHARES HELD BY CUSTODIANS AND AGAINST WHICH DEPOSITORY RECEIPTS HAVE BEEN ISSUED							
	Promoter and Promoter Group	0	0	0	0.0000	0.0000	NA	NA
	Public	0	0	0	0.0000	0.0000	NA	NA
	TOTAL CUSTODIAN (C)	0	0	0	0.0000	0.0000	NA	NA
	<b>GRAND TOTAL (A)+(B)+(C)</b>	<b>15105</b>	<b>612260268</b>	<b>611112925</b>	<b>100.0000</b>	<b>100.0000</b>	<b>218704937</b>	<b>35.7209</b>



**QUADRANT TELEVENTURES LIMITED**

(f)(b) Statement showing holding of securities (including shares, warrants, convertible securities) of persons belonging to the category "Promoter and Promoter Group" - March 31, 2015

Sr.No	Name of the shareholder	Details of Shares held		Encumbered shares (*)			Details of warrants		Details of convertible securities		Total shares (including underlying shares assuming full conversion of warrants and convertible securities) as a % of diluted
		No. of Shares held	As a % of grand total (A)+(B)+(C)	No. of Shares held	As a percentage (VI)/(III)*100	As a % of grand total (A)+(B)+(C) of sub-clause	Number of warrants held	As a % total number of warrants of the same class	Number of convertible securities held	As a % total number of convertible securities of the same class	
(i)	(ii)	(iii)	(iv)	(v)	(vi)=(v)/(iii)*100	(vii)	(viii)	(ix)	(x)	(xi)	(xii)
1	QUADRANT ENTERPRISES PRIVATE LIMITED	326705000	53.3604	218704937	66.9426	35.7209	0	0.0000	0	0.0000	53.3604
	<b>TOTAL</b>	<b>326705000</b>	<b>53.3604</b>	<b>218704937</b>	<b>66.9426</b>	<b>35.7209</b>	<b>0</b>	<b>0.0000</b>	<b>0</b>	<b>0.0000</b>	<b>53.3604</b>





**QUADRANT TELEVENTURES LIMITED**

(l)(c)(i) Statement showing holding of securities (including shares, warrants, convertible securities) of persons belonging to the category "Public" and holding more than 1% of the total number of shares - March 31, 2015

Sr.No	Name of the shareholder	No. of Shares held	Shares as a percentage of total number of shares {i.e., Grand Total (A)+(B)+(C) indicated in Statement at para(l)(a) above}	Details of warrants		Details of convertible securities		Total shares (including underlying shares assuming full conversion of warrants and convertible securities) as at the end of
				Number of warrants held	As a % total number of warrants of the same class	Number of convertible securities held	% w.r.t total number of convertible securities of the same class	
1	LIFE INSURANCE CORPORATION OF INDIA	10772205	1.7594	0	0.0000	0	0.0000	1.7594
2	MASITIA CAPITAL SERVICES LTD	13015565	2.1258	0	0.0000	0	0.0000	2.1258
3	MANTU HOUSING PROJECTS LTD.	21000000	3.4299	0	0.0000	0	0.0000	3.4299
4	MOOLSONS HOLDINGS PRIVATE LIMITED	7305179	1.1931	0	0.0000	0	0.0000	1.1931
5	ORIENTAL BANK OF COMMERCE	22977832	3.7529	0	0.0000	0	0.0000	3.7529
6	ORIENTAL BANK OF COMMERCE	15115489	2.4688	0	0.0000	0	0.0000	2.4688
7	ING VYSYA BANK LIMITED	11871038	1.9388	0	0.0000	0	0.0000	1.9388
8	IDBI BANK LTD.	118271641	19.3172	0	0.0000	0	0.0000	19.3172
	<b>TOTAL</b>	<b>220328949</b>	<b>35.9859</b>	<b>0</b>	<b>0.0000</b>	<b>0</b>	<b>0.0000</b>	<b>35.9859</b>



**QUADRANT TELEVENTURES LIMITED**

(l)(c)(ii) Statement showing holding of securities (including shares, warrants, convertible securities) of persons (together with PAC) belonging to category "Public" and holding more than 5% of the total number of Shares of the Company - March 31, 2015

Sr.No	Name(s) of the shareholder(s) and the Persons acting in Concert (PAC) with them	No. of Shares held	Shares as a percentage of total number of shares {i.e., Grand Total (A)+(B)+(C) indicated in Statement at para(l)(a) above}	Details of warrants		Details of convertible securities		Total shares (including underlying shares assuming full conversion of warrants and convertible securities) as a % of diluted share capital
				Number of warrants held	As a % total number of warrants of the same class	Number of convertible securities held	% w.r.t total number of convertible securities of the same class	
1	IDBI BANK LTD.	118271641	19.3172	0	0.0000	0	0.0000	19.3172
	<b>TOTAL</b>	<b>118271641</b>	<b>19.3172</b>	<b>0</b>	<b>0.0000</b>	<b>0</b>	<b>0.0000</b>	<b>19.3172</b>





**QUADRANT TELEVENTURES LIMITED**

(I)(d) Statement Showing Details of Locked-In Shares - March 31, 2015


Sr.No	Name of the shareholder	Number of Locked In Shares	Locked-In Shares As A % Of Total Number of Shares {i.e., Grand Total (A)+(B)+(C) Indicated in Statement at Para (I)(a) Above}	Promoter / Promoter Group / Public
	NIL	NIL	NIL	NIL



**QUADRANT TELEVENTURES LIMITED**

(II)(a) Statement Showing Details of Depository Receipts (DRs) - March 31, 2015

Sr.No	Type of Outstanding DR (ADRs, GDRs, SDRs, etc.)	Number of Outstanding DRs	Number of Shares Underlying Outstanding DRs	Shares Underlying Outstanding DRs As A % OF Total Number of Shares (i.e., Grand Total (A)+(B)+(C) Indicated in Statement at Para (I)(a) Above}
	NIL			






**QUADRANT TELEVENTURES LIMITED**

**(II)(b) STATEMENT SHOWING HOLDING OF DEPOSITORY RECEIPTS (DRs), WHERE UNDERLYING SHARES HELD BY PROMOTER/PROMOTER GROUP ARE IN EXCESS OF 1% OF THE TOTAL NUMBER OF SHARES - March 31, 2015**

Sr.No	NAME OF THE DR HOLDER	Type of Outstanding DR (ADRs, GDRs, SDRs,etc.)	Number of Shares Underlying Outstanding DRs	Shares Underlying Outstanding DRs As A % OF Total Number of Shares {i.e., Grand Total (A)+(B)+(C) Indicated in Statement at Para (I)(a) Above}
	NIL			



**QUADRANT TELEVENTURES LIMITED**

(III)(a) Statement showing the Voting Pattern of Shareholders, If more than one class of Shares / Securities

Is issued by the issuer - March 31, 2015

Sr.No	Category of Share Holder	Number of Voting Rights Held in each class of Securities			Total Voting Rights (III+IV+V)	Total Voting Rights i.e.(VI)	
		CLASS X (III)	CLASS Y (IV)	CLASS Z (V)		AS A % OF (A+B) (VII)	AS A % OF (A+B+C) (VIII)
(I)	(II)				(VI)		
(A)	PROMOTER AND PROMOTER GROUP						
(1)	INDIAN						
(a)	INDIVIDUALS/HINDU UNDIVIDED FAMILY						
(b)	CENTRAL GOVERNMENT / STATE GOVERNMENT(S)						
(c)	BODIES CORPORATE						
(d)	FINANCIAL INSTITUTIONS / BANKS						
(e)	ANY OTHER (SPECIFY)						
	SUB=TOTAL(A)(1)	NA	NA	NA			
(2)	FOREIGN						
(a)	INDIVIDUALS (NON-RESIDENT INDIVIDUALS / FOREIGN INDIVIDUALS)						
(b)	BODIES CORPORATE						
(c)	INSTITUTIONS						
(d)	ANY OTHER						
	SUB=TOTAL(A)(2)	NA	NA	NA			
	TOTAL SHAREHOLDING OF PROMOTER AND PROMOTER GROUP (A)=(A)(1)+(A)(2)						
(B)	PUBLIC SHAREHOLDING						
(1)	INSTITUTIONS						
(a)	MUTUAL FUNDS / UTI						
(b)	FINANCIAL INSTITUTIONS / BANKS						
(c)	CENTRAL GOVERNMENT / STATE GOVERNMENT(S)						
(d)	VENTURE CAPITAL FUNDS						
(e)	INSURANCE COMPANIES						
(f)	FOREIGN INSTITUTIONAL INVESTORS						
(g)	FOREIGN VENTURE CAPITAL INVESTORS						
(h)	ANY OTHER (SPECIFY)						
	SUB=TOTAL(B)(1)	NA	NA	NA			
(2)	NON-INSTITUTIONS						
(a)	BODIES CORPORATE						
(b)	INDIVIDUALS - I. INDIVIDUAL SHAREHOLDERS HOLDING NOMINAL SHARECAPITAL UP TO RS. 1 LAKH						
(c)	II. INDIVIDUAL SHAREHOLDERS HOLDING NOMINAL SHARECAPITAL IN EXCESS OF RS. 1 LAKH						
	ANY OTHER (SPECIFY)						
	SUB-TOTAL(B)(2)	NA	NA	NA			
	TOTAL PUBLIC SHAREHOLDING (B)=(B)(1)+(B)(2)						
(2)	TOTAL (A)+(B)	NA	NA	NA			
(C)	SHARES HELD BY CUSTODIANS AND AGAINST WHICH DEPOSITORY RECEIPTS HAVE BEEN ISSUED						
	GRAND TOTAL (A)+(B)+(C)	NA	NA	NA			

