

(1)(a) Statement showing ShareHolding Pattern

Name of the Company : **Rapicut Carbides Ltd.**

Quarter Ended : 31-03-2015

Scrip Code : 500360




Partly paid-up Shares	No. of Partly paid-up Shares	As a % of total No. of Partly paid-up Shares	As a % of Total no. of Shares of the Company
Held by Promoters/ Promoters Group		0	
Held by Public		0	
TOTAL - D		0	

Outstanding Conv. Securities	No. of Outstanding Securities	As a % of Total no. of O/S Conv. Securities	As a % of Total no. of shares of the Co., assuming full conv.
Held by Promoters/ Promoters Group		0	
Held by Public		0	
TOTAL - E		0	

Warrants :	No. of Warrants	As a % of Total no. of Warrants	As a % of Total no. of shares of the Co., assuming full conv.
Held by Promoters/ Promoters Group		0	
Held by Public		0	
TOTAL - F		0	

Total paid-up Capital of the Company assuming full conv. Of warrants & securities	5371245
---	---------




Statement Showing Shareholding Pattern - Table (I)(a)

Rapicut Carbides Ltd.

Scrip Code : 500360
Quarter Ended : 31-03-2015




Category code	Shareholding of Promoter and Promoter Group	Number of Shareholders	Total number of shares	Number of shares held in dematerialized form	Total shareholding as a percentage of total number of shares		Shares pledged or otherwise encumbered	
					As a percentage of (A+B) ¹	As a percentage of (A+B+C)	Number of shares	As a % of Total No. of Shares
(A)	Shareholding of Promoter and Promoter Group							
1	Indian							
a	Individual/Huf	10	1305085	1303960	24.298	24.298	0	0.000
b	Central/State Gov	0	0	0	0.000	0.000	0	0.000
c	Bodies Corporates	1	625746	625746	11.650	11.650	0	0.000
d	Fins / Banks	0	0	0	0.000	0.000	0	0.000
e	Any Other specify	0	0	0	0.000	0.000	0	0.000
e-1		0	0	0	0.000	0.000	0	0.000
e-2		0	0	0	0.000	0.000	0	0.000
	Sub Total(A)(1)	11	1930831	1929706	35.948	35.948	0	0.000
2	Foreign							
a	Indv NRI/For Ind	1	51242	51242	0.954	0.954	0	0.000
b	Bodies Corporate	0	0	0	0.000	0.000	0	0.000
c	Institutions	0	0	0	0.000	0.000	0	0.000
d	Qualified For.Inv.	0	0	0	0.000	0.000	0	0.000
e	Any Other Specify	0	0	0	0.000	0.000	0	0.000
e-1		0	0	0	0.000	0.000	0	0.000
e-2		0	0	0	0.000	0.000	0	0.000
	Sub Total(A)(2)	1	51242	51242	0.954	0.954	0	0.000
	Total Shareholding of Promoter and Promoter Group Total (A)= (A)(1)+(A)(2)	12	1982073	1980948	36.902	36.902	0	0.000
(B)	Public shareholding							
1	Institutions							
a	Mutual Funds	1	4750	0	0.088	0.088		
b	Fins / Banks	3	1375	1000	0.026	0.026		
c	Central/State Govt	0	0	0	0.000	0.000		
d	Venture Cap Fund	0	0	0	0.000	0.000		
e	Insurance Comp(s)	0	0	0	0.000	0.000		
f	Foreign Ins Invest	0	0	0	0.000	0.000		
g	Foreign Ven Cap In	0	0	0	0.000	0.000		




(D)(b) Statement showing holding of securities (including shares, warrants, convertible securities) of persons belonging to the category "Promoter and Promoter Group"

Sr. No.	Ref. No	Name of the shareholder	Total Shares held		Shares pledged or otherwise encumbered		Details of warrant		Details of convertible securities		Total shares (including underlying shares assuming full conversion of warrant and convertible securities) as a % of diluted share capital	
			Number	As a % of grand total (A)+(B)+(C)	Number	% of Total shares held	As a % of grand total (A)+(B)+(C)	Number of warrants held	As a % of total No of warrants of the same class	Number of convertible securities held		As a % of total No of convertible securities of the same class
1	00000077	PRAGYA EQUITIES PVT LTD	625746	11.650	0	0.000	0.000	0	0.000	0	0.000	11.650
2	00000286	CHETAN GOPALDAS CHOLERA	256212	4.770	0	0.000	0.000	0	0.000	0	0.000	4.770
3	00000290	BHARTI CHETAN CHOLERA	285537	5.316	0	0.000	0.000	0	0.000	0	0.000	5.316
4	00026008	KANAYALAL GAGANDAS NARUMALANI	40500	0.754	0	0.000	0.000	0	0.000	0	0.000	0.754
5	00026012	KHUSHAL GAGANDAS NARUMALANI	14937	0.278	0	0.000	0.000	0	0.000	0	0.000	0.278
6	000491	DAYAWANTI JAGDISH BHATIA	1125	0.021	0	0.000	0.000	0	0.000	0	0.000	0.021
7	17203970	MEERA SHANKAR PENDSAY	223962	4.170	0	0.000	0.000	0	0.000	0	0.000	4.170
8	20865683	JAGDISH CHETANDAS BHATIA	69010	1.285	0	0.000	0.000	0	0.000	0	0.000	1.285
9	20865739	DAYAWANTI JAGDISH BHATIA	299460	5.575	0	0.000	0.000	0	0.000	0	0.000	5.575
10	21706783	CHANDER BHATIA	57687	1.074	0	0.000	0.000	0	0.000	0	0.000	1.074
11	22863057	SHASHIDHAR JAGDISH BHATIA	56655	1.055	0	0.000	0.000	0	0.000	0	0.000	1.055
12	27139090	GIRISH JAGDISH BHATIA	51242	0.954	0	0.000	0.000	0	0.000	0	0.000	0.954
		Total Promoter & Promoter Group	1982073	36.902	0	0.000	0.000	0	0.000	0	0.000	36.902



(D)(d) Statement showing details of locked-in shares

Sr. No.	Ref- Num	Name of the shareholder	Number of locked-in shares	Locked-in shares as a percentage of total number of shares {i.e., Grand Total (A)+(B)+(C) indicated in Statement at para (D)(a) above}	Promoter/Promoter Group/Public
Total Locked in Shares			0	0.000	



(II)(a) Statement showing details of Depository Receipts (DRs)

Sr. No.	Ref-Num	Name of the Holder	Type of outstanding DR (ADRs, GDRs, SDRs, etc.)	Number of outstanding DRs	Number of shares underlying outstanding DRs	Shares underlying outstanding DRs as a percentage of total number of shares {i.e., Grand Total (A)+(B)+(C) indicated in Statement at para (I)(a) above}
0	0	0	N/A	0	0	0



(II)(b) Statement showing Holding of Depository Receipts (DRs), where underlying shares held by Promoter/Promoter Group are in excess of 1% of the total number of shares

Sr. No.	Ref-Num	Name of the DR Holder	Type of outstanding DR (ADRs, GDRs, SDRs, etc.)	Number of outstanding DRs	Number of shares underlying outstanding DRs	Shares underlying outstanding DRs as a percentage of total number of shares {i.e., Grand Total (A)+(B)+(C) indicated in Statement at para (I)(a) above}
0	0	0	0	0	0	0

