

SPML INFRA LIMITED**Shareholding Pattern as on 31st March 2015**

Scrp Code : BSE - 500402 | NSE – SPMLINFRA
Class of Security : Equity

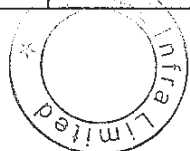
(I)(a) Statement showing Shareholding Pattern

Partly paid-up shares	No. of partly paid-up shares	As a % of total no. of partly paid-up Shares	As a % of total no. of shares of the company
Held by promoter/promoter group	0	0	0
Held by public	0	0	0
Total	0	0	0
Outstanding convertible securities	No. of outstanding securities	As a % of total no. of outstanding convertible securities	As a % of total no. of shares of the company, assuming full conversion of the convertible securities
Held by promoter/promoter group	0	0	0
Held by public	0	0	0
Total	0	0	0
Warrants	No. of warrants	As a % of total no. of warrants	As a % of total no. of shares of the company, assuming full conversion of Warrants
Held by promoter/promoter group	0	0	0
Held by public	0	0	0
Total	0	0	0
Total paid-up capital of the company, assuming full conversion of warrants and convertible securities	36650276	Shares of Rs.2/- each	



(I)(a) Statement showing Shareholding Pattern

Sr. no.	Category of shareholder	Number of shareholders	Total number of shares	Number of shares held in dematerialized form	Total shareholding as a percentage of total number of shares		Shares Pledged or otherwise encumbered	
					As a percentage of (A+B) ¹ (VI)	As a percentage of (A+B+C) (VII)	Number of shares (VIII)	As a percentage (IX) = (VIII) / (IV) * 100
(I)	(II)	(III)	(IV)	(V)	(VI)	(VII)	(VIII)	(IX)
(A)	Promoter and Promoter Group²							
(1)	Indian							
(a)	Individuals/Hindu Undivided Family	19	11030340	11030340	30.10	30.10	2063980	18.71
(b)	Central Government/State Government(s)	0	0	0	0.00	0.00	0	0
(c)	Bodies Corporate	11	10845745	10845745	29.59	29.59	5936020	54.73
(d)	Financial Institutions/Banks	0	0	0	0.00	0.00	0	0
(e)	Any Other (Total)	0	0	0	0.00	0.00	0	0
	Sub-Total (A)(1)	30	21876085	21876085	59.69	59.69	8000000	36.57
(2)	Foreign							
(a)	Individuals (Non-Resident Individuals/ Foreign Individuals)	0	0	0	0.00	0.00	0	0.00
(b)	Bodies Corporate	0	0	0	0.00	0.00	0	0.00
(c)	Institutions	0	0	0	0.00	0.00	0	0.00
(d)	Qualified Foreign Investor	0	0	0	0.00	0.00	0	0.00
(e)	Any Other (Total)	0	0	0	0.00	0.00	0	0.00
	Sub-Total (A)(2)	0	0	0	0.00	0.00	0	0.00
	Total Shareholding of Promoter & Promoter Group (A)=(A)(1)+(A)(2)	30	21876085	21876085	59.69	59.69	8000000	36.57
(B)	Public shareholding³							
(1)	Institutions							
(a)	Mutual Funds/UTI	1	13000	0	0.04	0.04	N.A.	N.A.
(b)	Financial Institutions/ Banks	0	0	0	0.00	0.00	N.A.	N.A.
(c)	Central Government/ State Government(s)	0	0	0	0.00	0.00	N.A.	N.A.



(d)	Venture Capital Funds	0	0	0	0.00	0.00	N.A.	N.A.
(e)	Insurance Companies	0	0	0	0.00	0.00	N.A.	N.A.
(f)	Foreign Institutional Investors	0	0	0	0.00	0.00	N.A.	N.A.
(g)	Foreign Venture Capital Investors	0	0	0	0.00	0.00	N.A.	N.A.
(h)	Qualified Foreign Investor	0	0	0	0.00	0.00	N.A.	N.A.
(i)	Any Other (Total)	0	0	0	0.00	0.00	N.A.	N.A.
	Sub-Total (B)(1)	1	13000	0	0.04	0.04	N.A.	N.A.
(2)	Non-institutions							
(a)	Bodies Corporate	258	11754160	11739855	32.07	32.07	N.A.	N.A.
	Individuals - i.							
(b)	Individual Shareholders Holding Nominal Share Capital Up To >Rs. 1 Lakh.	5647	2477027	2156314	6.76	6.76	N.A.	N.A.
	Individuals - ii.							
	Individual Shareholders Holding Nominal Share Capital In Excess Of Rs. 1 Lakh	3	484092	484092	1.32	1.32	N.A.	N.A.
(c)	Qualified Foreign Investor	0	0	0	0.00	0.00	N.A.	N.A.
(d)	Any Other (Total)	81	45912	45912	0.13	0.13	N.A.	N.A.
(d1)	Clearing Member	27	20154	20154	0.05	0.05	N.A.	N.A.
(d2)	Non Resident Individual	54	25758	25758	0.07	0.07	N.A.	N.A.
	Sub-Total (B)(2)	5989	14761191	14426173	40.28	40.28	N.A.	N.A.
	Total Public Shareholding (B)=(B)(1)+(B)(2)	5990	14774191	14426173	40.31	40.31	N.A.	N.A.
	TOTAL (A)+(B)	6020	36650276	36302258	100.00	100.00	8000000	21.83
(C)	Shares held by Custodians and against which Depository Receipts have been issued	0	0	0	N.A.	0.00	N.A.	N.A.
C1	Promoter and Promoter Group	0	0	0	N.A.	0.00	N.A.	N.A.
C2	Public	0	0	0	N.A.	0.00	N.A.	N.A.
	GRAND TOTAL (A)+(B)+(C)	6020	36650276	36302258	N.A.	100.00	8000000	21.83

¹For determining public shareholding for the purpose of Clause 40A.

²For definitions of "Promoter" and "Promoter Group", refer to Clause 40A.

³For definitions of "Public Shareholding", refer to Clause 40A.

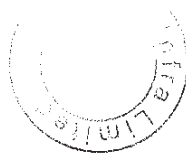


(I)(b) Statement showing Shareholding of persons belonging to the category "Promoter and Promoter Group"

Sr. No. (I)	Name of the shareholder (II)	PAN of the Shareholder (III)	Total Shares held		Shares pledged or otherwise encumbered			Details of warrants		Details of convertible securities		Total shares (including underlying shares assuming full conversion of warrants and convertible securities) as a % of diluted share capital (XIII)
			Number (IV)	as a % of grand total (A) + (B) + (C) (V)	No (VI)	as a percentage (VII) = (VI) / (IV) * 100	as a % of grand total (A) + (B) + (C) of sub-clause (I)(a) (VIII)	Number of warrants held (XI)	As a % total number of warrants of the same class (X)	Number of convertible securities held (XI)	As a % total number of convertible securities of the same class (XII)	
1	ANIL KUMAR SETHI	AMGPS8646C	1903335	5.19	0	0.00	0.00	0	0.00	0	0.00	5.19
2	SUBHASH CHAND SETHI	AMGPS8645B	1523280	4.16	991245	65.07	2.70	0	0.00	0	0.00	4.16
3	PRITI DEVI SETHI	AMGPS8641F	1447025	3.95	0	0.00	0.00	0	0.00	0	0.00	3.95
4	SUSHIL KUMAR SETHI	AMGPS8647D	1072735	2.93	1072735	100.00	2.93	0	0.00	0	0.00	2.93
5	HARSHVAR DHAN SETHI	AKOPS7774D	613930	1.68	0	0.00	0.00	0	0.00	0	0.00	1.68
6	DEEPAK SETHI	AMGPS8644A	582250	1.59	0	0.00	0.00	0	0.00	0	0.00	1.59
7	ABHINANDAN SETHI	AKOPS7775C	539735	1.47	0	0.00	0.00	0	0.00	0	0.00	1.47
8	PUNAM CHAND SETHI	AMGPS8643H	494625	1.35	0	0.00	0.00	0	0.00	0	0.00	1.35
9	SUBHASH CHAND SETHI (HUF)	AAEHS4487B	450020	1.23	0	0.00	0.00	0	0.00	0	0.00	1.23
10	SUSHIL KUMAR SETHI (HUF)	AAEHS4488Q	389870	1.06	0	0.00	0.00	0	0.00	0	0.00	1.06
11	PUNAM CHAND SETHI (HUF)	AACHP5648B	372735	1.02	0	0.00	0.00	0	0.00	0	0.00	1.02
12	MAINA DEVI SETHI	AMLPS2146Q	351485	0.96	0	0.00	0.00	0	0.00	0	0.00	0.96
13	ANIL KUMAR SETHI(HUF)	AACMA0036Q	333735	0.91	0	0.00	0.00	0	0.00	0	0.00	0.91
14	SANDHYA RANI SETHI	AMGPS8642G	263220	0.72	0	0.00	0.00	0	0.00	0	0.00	0.72
15	SUMAN SETHI	AMGPS8640E	183735	0.50	0	0.00	0.00	0	0.00	0	0.00	0.50
16	SHILPA	AFPPJ5933D	181515	0.50	0	0.00	0.00	0	0.00	0	0.00	0.50



	SETHI											
17	SUBHASH CHAND SETHI	AMGPS8645B	174510	0.48	0	0.00	0.00	0	0.00	0	0.00	0.48
18	RISHAB SETHI	AKOPS7776B	93000	0.25	0	0.00	0.00	0	0.00	0	0.00	0.25
19	ZOOM INDUSTRIAL SERVICES LTD	AAACZ0928K	3073510	8.39	2500000	81.34	6.82	0	0.00	0	0.00	8.39
20	20TH CENTURY ENGINEERIN G LIMITED	AAACZ2098L	1437900	3.92	0	0.00	0.00	0	0.00	0	0.00	3.92
21	BHARAT HYDRO POWER CORPORATI ON LIMITED	AACCB4575C	1391470	3.80	0	0.00	0.00	0	0.00	0	0.00	3.80
22	SPM ENGINEERS LIMITED	AADCS2470G	1279665	3.49	0	0.00	0.00	0	0.00	0	0.00	3.49
23	INTERNATIO NAL CONSTRUCT IONS LIMITED	AAACI5686F	880945	2.40	880945	100.00	2.40	0	0.00	0	0.00	2.40
24	ARIHANT LEASING AND HOLDING LIMITED	AAECA8741M	436020	1.19	436020	100.00	1.19	0	0.00	0	0.00	1.19
25	SONAL AGENCIES PVT LTD	AADCS4873P	6500	0.02	0	0.00	0.00	0	0.00	0	0.00	0.02
26	RISHAB COMMERC IALS PRIVATE LIMITED	AAACR9833M	2000	0.01	0	0.00	0.00	0	0.00	0	0.00	0.01
27	ABHINANDA N ENTERPRISE S PRIVATE LIMITED	AAECA8845L	2000	0.01	0	0.00	0.00	0	0.00	0	0.00	0.01
28	SPML INDIA LIMITED	AADCS4872N	2119055	5.78	2119055	100.00	5.78	0	0	0	0	5.78
29	SPML INDIA LIMITED	AADCS4872N	216680	0.59	0	0.00	0.00	0	0	0	0	0.59
30	VINEETA SETHI		59600	0.16	0	0.00	0.00	0	0	0	0	0
	TOTAL		21876085	59.69	8000000	36.57	21.83	0	0.00	0	0.00	59.55



D)(c) Statement showing Shareholding of persons belonging to the category "Public" and holding more than 1% of the total number of shares

Sr. No.	Name of the shareholder	PAN of the Shareholder	Number of shares	Shares as a percentage of total number of shares (i.e., Grand Total (A) + (B) + (C) indicated in Statement at para (I)(a) above)	Details of warrants		Details of convertible securities		Total shares (including underlying shares assuming full conversion of warrants and convertible securities) as a % of diluted
					Number of warrants held	As a % total number of warrants of the same class	Number of convertible securities held	% w.r.t total number of convertible securities of the same class	
1	CLIENT ROSEHILL LIMITED	AADCC0369A	3521575	9.61	0	0.00	0	0.00	9.61
2	UDGAM COMMERCIAL LIMITED	AAACU3095L	2000000	5.46	0	0.00	0	0.00	5.46
3	CVCIGP II EMPLOYEE ROSEHILL LIMITED	AADCC0368B	1972301	5.38	0	0.00	0	0.00	5.38
4	MAYANK SECURITIES PVT. LTD.	AABCN0365K	1162884	3.17	0	0.00	0	0.00	3.16
5	TECHNO MECHANICAL SERVICES PVT LTD	AABCT8449C	728982	1.99	0	0.00	0	0.00	1.99
6	SYSTEMATIX FINCORP INDIA LIMITED		654583	1.79	0	0.00	0	0.00	1.79
7	SYSTEMATIX FINVEST PVT. LTD.	AAFCA3554P	509333	1.39	0	0.00	0	0.00	1.2
	TOTAL		10549658	28.78	0	0.00	0	0.00	28.59



I)(c) Statement showing Shareholding of persons belonging to the category "Public" and holding more than 5% of the total number of shares

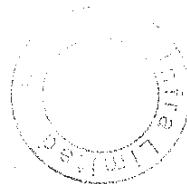
Sr. No.	Name of the shareholder	PAN of the Shareholder	Number of shares	Shares as a percentage of total number of shares (i.e., Grand Total (A)+(B)+(C) indicated in Statement at para (I)(a) above)	Details of warrants		Details of convertible securities		Total shares (including underlying shares assuming full conversion of warrants and convertible securities) as a % of diluted
					Number of warrants held	As a % total number of warrants of the same class	Number of convertible securities held	% w.r.t total number of convertible securities of the same class	
1	CLIENT ROSEHILL LIMITED	AADCC0369A	3521575	9.61	0	0.00	0	0.00	9.61
2	UDGAM COMMERCIAL LIMITED	AAACU3095L	2000000	5.46	0	0.00	0	0.00	5.46
3	CVCIGP II EMPLOYEE ROSEHILL LIMITED	AADCC0368B	1972301	5.38	0	0.00	0	0.00	5.38
	TOTAL		7493876	20.45	0	0.00	0	0.00	20.45

(I)(d) Statement showing details of locked-in shares

Sr. No.	Name of the shareholder	PAN of the Shareholder	Number of locked-in shares	Locked-in shares as a percentage of total number of shares (i.e., Grand Total (A)+(B)+(C) indicated in Statement at para (I)(a) above)
1	Nil		0	0.00
	TOTAL		0	0.00

(II)(a) Statement showing details of Depository Receipts (DRs)

Sr. No.	Type of outstanding DR (ADRs, GDRs, SDRs, etc.)	Number of outstanding DRs	Number of shares underlying outstanding DRs	Shares underlying outstanding DRs as a percentage of total number of shares (i.e., Grand Total (A)+(B)+(C) indicated in Statement at para (I)(a) above)
	TOTAL	0	0	0.00



(II)(b) Statement showing holding of Depository Receipts (DRs), where underlying shares held by 'promoter/promoter group' are in excess of 1% of the total number of shares

Sr. No.	Name of the DR Holder	Type of outstanding DR (ADRs, GDRs, SDRs, etc.)	Number of shares underlying outstanding DRs	Shares underlying outstanding DRs as a percentage of total number of shares (i.e., Grand Total (A)+(B)+(C) indicated in Statement at para (I)(a) above)
		TOTAL	0	0.00

(III) (a) Statement showing the voting pattern of shareholders, if more than one class of shares/securities is issued by the issuer.

Sr. no.	Category of shareholder	Number of Voting Rights held in each class of securities			Total Voting Rights (III+IV+V)	Total Voting Rights i.e. (VI)	
		Class X (III)	Class Y (IV)	Class Z (V)		As a percentage of (A+B) (VII)	As a percentage of (A+B+C) (VIII)
(I)	(II)	(III)	(IV)	(V)	(VI)	(VII)	(VIII)
(A)	Promoter and Promoter Group²						
(1)	Indian						
(a)	Individuals/Hindu Undivided Family	0	0	0	0	0.00	0.00
(b)	Central Government/State Government(s)	0	0	0	0	0.00	0.00
(c)	Bodies Corporate	0	0	0	0	0.00	0.00
(d)	Financial Institutions/Banks	0	0	0	0	0.00	0.00
(e)	Any Other (Total)	0	0	0	0	0.00	0.00
	Sub-Total (A)(1)	0	0	0	0	0.00	0.00
(2)	Foreign						
(a)	Individuals (Non-Resident Individuals/Foreign Individuals)	0	0	0	0	0.00	0.00
(b)	Bodies Corporate	0	0	0	0	0.00	0.00
(c)	Institutions	0	0	0	0	0.00	0.00
(d)	Qualified Foreign Investor	0	0	0	0	0.00	0.00
(e)	Any Other (Total)	0	0	0	0	0.00	0.00
	Sub-Total (A)(2)	0	0	0	0	0.00	0.00
	Total Shareholding of Promoter and Promoter Group (A) = (A)(1) + (A)(2)	0	0	0	0	0.00	0.00
(B)	Public shareholding						
(1)	Institutions						



(a)	Mutual Funds/UTI	0	0	0	0	0.00	0.00
(b)	Financial Institutions/Banks	0	0	0	0	0.00	0.00
(c)	Central Government/State Government(s)	0	0	0	0	0.00	0.00
(d)	Venture Capital Funds	0	0	0	0	0.00	0.00
(e)	Insurance Companies	0	0	0	0	0.00	0.00
(f)	Foreign Institutional Investors	0	0	0	0	0.00	0.00
(g)	Foreign Venture Capital Investors	0	0	0	0	0.00	0.00
(h)	Qualified Foreign Investor	0	0	0	0	0.00	0.00
(h)	Any Other (Total)	0	0	0	0	0.00	0.00
	Sub-Total (B)(1)	0	0	0	0	0.00	0.00
(2)	Non-institutions						
(a)	Bodies Corporate	0	0	0	0	0.00	0.00
(b)	Individuals - i. Individual Shareholders Holding Nominal Share Capital Up To >Rs. 1 Lakh.	0	0	0	0	0.00	0.00
	Individuals - ii. Individual Shareholders Holding Nominal Share Capital In Excess Of Rs. 1 Lakh	0	0	0	0	0.00	0.00
(c)	Qualified Foreign Investor	0	0	0	0	0.00	0.00
(d)	Any Other (Total)	0	0	0	0	0.00	0.00
	Sub-Total (B)(2)	0	0	0	0	0.00	0.00
	Total Public Shareholding (B) = (B)(1) + (B)(2)	0	0	0	0	0.00	0.00
	TOTAL (A) + (B)	0	0	0	0	0.00	0.00
(C)	Shares held by Custodians and against which Depository Receipts have been issued	0	0	0	0	0.00	0.00
C1	Promoter and Promoter Group	0	0	0	0	0	0
C2	Public	0	0	0	0	0	0
	GRAND TOTAL (A) + (B) + (C)	0	0	0	0	0.00	0.00

For **SPML infra Ltd**

Abhay Raj Singh
Company Secretary

