

**I (a) Statement Showing Shareholding Pattern**

Name of the Company: <b>Sadbhav Engineering Limited</b>			
Scrip Code:- <b>532710</b> Name of the Scrip:- <b>SADBHAV</b> class of Security:- <b>Equity</b>			
Quarter ended on <b>MARCH 31, 2015</b>			
Partly paid-up shares:	No. of partly paid-up shares	As a % of total no. of partly paid-up shares	As a % of total no. of shares of the company
Held by promoter/promoter group	0	0	0
Held by public	0	0	0
<b>Total</b> ----->	<b>0</b>	<b>0</b>	<b>0</b>
Outstanding convertible securities:-	No. of outstanding Securities	As a % of total no. of outstanding convertible securities	As a % of total no. of shares of the company, assuming full conversion of the convertible securities
Held by promoter/promoter group	0	0	0
Held by public	0	0	0
<b>Total</b> ----->	<b>0</b>	<b>0</b>	<b>0</b>
Warrants:-	No. of Warrants	As a % of total no. of warrants	As a % of total no. of shares of the company, assuming full conversion of warrants
Held by promoter/promoter group	0	0.00	0.00
Held by public	0	0.00	0.00
<b>Total</b> ----->	<b>0</b>	<b>0</b>	<b>0.00</b>
<b>Total paid-up capital of the company, assuming full of conversion of warrants and convertible securities</b>		<b>171500800</b>	




I(a) Category code (I)	Statement Showing Shareholding Pattern						Shares pledged or otherwise encumbered	As a percentage IX=(VIII/(IV)* 100
	Category of Shareholder (II)	Number of Shareholders (III)	Total number of shares (IV)	Number of shares held in dematerialized form (V)	As a percentage of (A+B) <sup>1</sup> (VI)	As a percentage of (A+B+C) (VII)		
(A)	Shareholding of Promoter and Promoter Group <sup>2</sup>							
1	Indian							
(a)	Individuals/ Hindu Undivided Family	14	60256765	60256765	35.13	35.13	7450381	12.36
(b)	Central Government/ State Government(s)		0	0	0.00	0.00	0	0.00
(c)	Bodies Corporate	1	16545275	16545275	9.65	9.65	16545275	100.00
(d)	Financial Institutions/ Banks	0	0	0	0.00	0.00	0	0.00
(e)	Any Others(Specify)- Trust.	1	3993840	3993840	2.33	2.33	0	0.00
	Sub Total(A)(1)	16	80795880	80795880	47.11	47.11	23995856	29.70
2	Foreign							
a	Individuals (Non-Residents Individuals/ Foreign Individuals)	0	0	0	0.00	0.00	0	0.00
b	Bodies Corporate	0	0	0	0.00	0.00	0	0.00
c	Institutions	0	0	0	0.00	0.00	0	0.00
d	Qualified Foreign Investor	0	0	0	0.00	0.00	0	0.00
e	Any Others(Specify)	0	0	0	0.00	0.00	0	0.00
	Sub Total(A)(2)	0	0	0	0.00	0.00	0	0.00
	Total Shareholding of Promoter and Promoter Group (A)= (A)(1)+(A)(2)	16	80795880	80795880	47.11	47.11	23995856	29.70





Category code (I)	Category of Shareholder (II)	Number of Shareholders (III)	Total number of shares (IV)	Number of shares held in dematerialized form (V)	Total shareholding as a percentage of total number of shares		Shares pledged or otherwise encumbered	As a percentage IX=(VIII)/(IV)* 100
					As a percentage of (A+B) <sup>1</sup> (vi)	As a percentage of (A+B+C) (VII)		
(B)	Public shareholding							
I	Institutions							
(a)	Mutual Funds/UTI	79	41676708	41676708	24.30	24.30	0	0.00
(b)	Financial Institutions/Banks	5	71094	71094	0.04	0.04	5812	8.18
(c)	Central Government/State Government(s)	0	0	0	0.00	0.00	0	0.00
(d)	Venture Capital Funds	0	0	0	0.00	0.00	0	0.00
(e)	Insurance Companies	0	0	0	0.00	0.00	0	0.00
(f)	Foreign Institutional Investors	96	27347215	27347215	15.95	15.95	0	0.00
(g)	Foreign Venture Capital Investors	0	0	0	0.00	0.00	0	0.00
(h)	Qualified Foreign Investor	0	0	0	0.00	0.00	0	0.00
(i)	Any Other (specify)	0	0	0	0.00	0.00	0	0.00
	Sub-Total (B)(1)	180	69095017	69095017	40.29	40.29	5812	0.01
B 2	Non-institutions							
(a)	Bodies Corporate	272	16259130	16259130	9.48	9.48	653843	4.02
(b)	Individuals							
	Individuals -i. Individual shareholders holding nominal share capital up to Rs 1 lakh	9067	3720386	3719756	2.17	2.17	36107	0.97
II	Individual shareholders holding nominal share capital in excess of Rs. 1 lakh.							
(c)	Qualified Foreign Investor	1	766000	766000	0.45	0.45	0	0.00
(d)	Any Other (specify)	0	0	0	0.00	0.00	0	0.00
(d-i)	Clearing Member	129	209250	209250	0.12	0.12	4071	1.95
(d-ii)	NRI	172	102748	102748	0.06	0.06	75	0.00
(d-iii)	OCB	0	0	0	0.00	0.00	0	0.00
(d-iv)	NRI (Non Repatriable)	62	552389	552389	0.32	0.32	0	0.00
(d-v)	Hindu Undivided Family	0	0	0	0.00	0.00	0	0.00
(d-vi)	Trust	0	0	0	0.00	0.00	0	0.00
	Sub-Total (B)(2)	9703	21609903	21609273	12.60	12.60	694096	3.21
(B)	Total Public Shareholding (B) <sup>2</sup>							
	(B)(1)+(B)(2)	9883	90704920	90704290	52.89	52.89	699908	0.77
	TOTAL (A)+(B)	9899	171500800	171500170	100	100	24695764	14.40

Category code (I)	Category of Shareholder (II)	Number of Shareholders (III)	Total number of shares (IV)	Number of shares held in dematerialized form (V)	Total shareholding as a percentage of total number of shares		Shares pledged or otherwise encumbered		
					As a percentage of (A+B) <sup>1</sup> (VI)	As a percentage of (A+B+C) (VII)	Number of shares (VIII)	As a percentage IX=(VIII/(IV))* 100	
(C)	Shares held by Custodians and against which Depository Receipts have been issued								
(1)	Promoter and Promoter Group	0	0	0	0	0	0	0	0
(2)	Public	0	0	0	0	0	0	0	0
	<b>GRAND TOTAL (A)+(B)+(C)</b>	<b>9899</b>	<b>171500800</b>	<b>171500170</b>	<b>100.00</b>	<b>100.00</b>	<b>24695764</b>		<b>14.40</b>



(I) (b) Statement showing holding of securities (including shares, warrants, convertible securities) of persons belonging to the category "Promoter and Promoter Group"

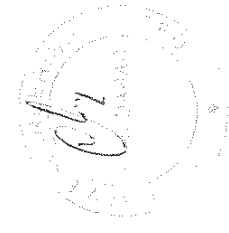
Sr. No.	Name of the shareholder	Details of shares held		Encumbered shares (*)			Details of warrants		Details of convertible securities		Total shares (including underlying full conversion of warrants and convertible securities) as a % of diluted share capital
		No. of shares held	As a % of grand total (A)+(B)+(C)	No.	As a percentage (VI)-(V)/(III)*100	As a % of grand total (A)+(B)+(C) of sub-clause (I) (a)	No. of warrants held	As a % total number of warrants of the same class	Number of convertible securities held	As a % total number of convertible securities of the same class	
(I)	(II)	(III)	(IV)	(V)	(VI)-(V)/(III)*100	(VII)	(VIII)	(IX)	(X)	(XI)	(XII)
1	Vishnubhai M. Patel	23429220	13.66	5645581	24.10	3.29	0	0.00	0	0	13.66
2	Shantaben V. Patel	14715375	8.58	0	0.00	0.00	0	0.00	0	0	8.58
3	Girish N. Patel	675500	0.39	0	0.00	0.00	0	0.00	0	0	0.39
4	Shashin V. Patel	5499720	3.21	0	0.00	0.00	0	0.00	0	0	3.21
5	Vikram R. Patel	4608750	2.69	902500	19.58	0.53	0	0.00	0	0	2.69
6	Vasistha C. Patel	3202150	1.87	902500	28.18	0.53	0	0.00	0	0	1.87
7	Vishnubhai M. Patel -HUF	4581700	2.67	0	0.00	0.00	0	0.00	0	0	2.67
8	Santokba Trust	3993840	2.33	0	0.00	0.00	0	0.00	0	0	2.33
9	Sadbhav Finstock Private Limited	16545275	9.65	16545275	100.00	9.65	0	0.00	0	0	9.65
10	Vipul H. Patel	166850	0.10	0	0.00	0.00	0	0.00	0	0	0.10
11	Patel Rekhaben Vishnubhai	675500	0.39	0	0.00	0.00	0	0.00	0	0	0.39
12	Patel Truptiben Vishnubhai	675500	0.39	0	0.00	0.00	0	0.00	0	0	0.39
13	Bhavna Vikramkumar Patel	675500	0.39	0	0.00	0.00	0	0.00	0	0	0.39
14	Alpa Dharmin Patel	675500	0.39	0	0.00	0.00	0	0.00	0	0	0.39
15	Patel Rajeshreeben Vishnubhai	675500	0.39	0	0.00	0.00	0	0.00	0	0	0.39
	<b>TOTAL</b>	<b>80795880</b>	<b>47.11</b>	<b>23995856</b>	<b>29.70</b>	<b>13.99</b>	<b>0</b>	<b>0.00</b>	<b>0</b>	<b>0</b>	<b>47.11</b>

(\*) The term "encumbrance" has the same meaning as assigned to it in regulation 28(3) of the SAST Regulations, 2011



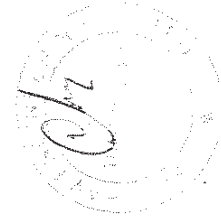
(1) (c) (i) Statement showing holding of securities (including shares, warrants, convertible securities) of persons belonging to the category "Public" and holding more than 1% of the total number of shares.

Sr.No.	Name of the Shareholder	No. of shares held	Shares as a percentage of total number of shares (i.e., Grand Total (A)+(B)+(C) indicated in statement at para (1) (a) above)	Details of warrants		Details of convertible securities		Total shares (including underlying shares assuming full conversion of warrants and convertible securities) as a % of diluted shares capital
				No. of warrants held	As a % total number of warrants of the same class	Number of convertible securities held	% w.r.t total number of convertible securities of the same class	
1	TATA Balanced Fund	7573100	4.42	0	0	0	0	4.42
2	HDFC Trustee Company Limited HDFC Tax Saver Fund	10719680	6.25	0	0	0	0	6.25
3	Nomura India Investment Fund Mother Fund	5229243	3.05	0	0	0	0	3.05
4	EastSpring Investments India Infrastructure Equity Open Limited	3023336	1.76	0	0	0	0	1.76
5	Government Pension Fund Global	3223607	1.88	0	0	0	0	1.88
6	ICICI Prudential Value Discovery Fund	13271678	7.74	0	0	0	0	7.74
7	DSP Blackrock Equity Fund	5409323	3.15	0	0	0	0	3.15
8	Max Life Insurance Company Limited A/c-ULIF01108/02/07LIFEGRWSUP104-Growth Super Fund	1951969	1.14	0	0	0	0	1.14
9	ICICI Prudential Life Insurance Company Ltd.	8293425	4.84	0	0	0	0	4.84
	<b>TOTAL</b>	<b>58695361</b>	<b>34.22</b>	<b>0</b>	<b>0</b>	<b>0</b>	<b>0</b>	<b>34.22</b>



(i) (c) (II) Statement showing holding of securities (including shares, warrants, convertible securities) of persons (together with PAC) belonging to the category "Public" and holding more than 5% of the total number of shares of the company.

Sr.No.	Name(s) of the shareholder(s) and the Persons Acting in Concert (PAC) with them	Number of shares	Shares as a percentage of total number of shares i.e., Grand Total (A)+(B)+(C) indicated in Statement at para (I) (a) above}	Details of warrants		Details of convertible securities		Total shares (including underlying shares assuming full conversions of warrants and convertible securities) as a % of diluted share capital
				Number of warrants	As a % total number of warrants of the same class	No. of convertible securities held	% w.r.t total number of convertible securities of the same class	
1	ICICI PRUDENTIAL VALUE DISCOVERY FUND	13271678	7.74	0	0	0	0	7.74
2	HDFC TRUSTEE COMPANY LIMITED-HDFC TAX SAVER FUND	10719680	6.25	0	0	0	0	6.25
	<b>TOTAL</b>	23991358	13.99	0.00	0.00	0.00	0.00	13.99



(I)(d) Statement showing details of locked-in shares

Sr. No.	Name of the shareholder	Number of locked-in shares	Locked-in shares as a percentage of total number of shares {i.e., Grand Total (A)+(B)+(C) indicated in Statement at para (I)(a) above}	Promoter/Promoter Group/Public
1	Vishnubhai M. Patel	5600000	3.27	Promoters
2	Vikaram R. Patel	1200000	0.70	Promoter Group
3	Vasistha C. Patel	1200000	0.70	Promoter Group
	<b>Total</b>	<b>8000000</b>		





**(II)(a) Statement showing details of Depository Receipts (DRs)**

Sr. No.	Type of outstanding DR (ADRs, GDRs, SDRs, etc.)	Number of outstanding DRs	Number of shares underlying outstanding DRs	Shares underlying outstanding DRs as a percentage of total number of shares {i.e., Grand Total (A)+(B)+(C) indicated in Statement at para D(a) above}
<b>TOTAL</b>		<b>0</b>	<b>0</b>	<b>0.00</b>



(II)(b) Statement showing Holding of Depository Receipts (DRs), where underlying shares held by 'promoter / promoter group' are in excess of 1% of the total number of shares

Sr. No.	Name of the DR Holder	Type of outstanding DR (ADRs, GDRs, SDRs, etc.)	Number of shares underlying outstanding DRs	Shares underlying outstanding DRs as a percentage of total number of shares {i.e., Grand Total (A)+(B)+(C) indicated in Statement at para (I)(a) above}
		NOT APPLICABLE		
			0	0.00
<b>TOTAL</b>				

