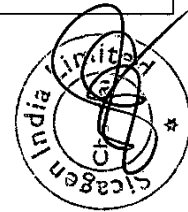


SHAREHOLDING PATTERN - AS PER CLAUSE 35 OF THE LISTING AGREEMENT


(I)(a) Statement showing Shareholding Pattern

Name of the Company : Sicagen India Limited
 Scrip Code, Name of the Scrip, Class of Security : 533014, SICAGEN, Equity Shares
 As on : 31-03-2015

Partly paid-up shares	No. of Partly paid up shares	As a % of total no. of partly paid up shares	As a % of total no. of shares of the Company
Held by Promoter/Promoter group	Nil	Nil	Nil
Held by Public	Nil	Nil	Nil
Total	Nil	Nil	Nil
Outstanding convertible securities	No. of outstanding securities	As a % of total no. of outstanding convertible securities	As a % of total no. of shares of the Company, assuming full conversion of the convertible securities
Held by Promoter/Promoter group	Nil	Nil	Nil
Held by Public	Nil	Nil	Nil
Total	Nil	Nil	Nil
Warrants	No. of Warrants	As a % of total no. of Warrants	As a % of total no. of shares of the Company, assuming full conversion of Warrants
Held by Promoter/Promoter group	Nil	Nil	Nil
Held by Public	Nil	Nil	Nil
Total	Nil	Nil	Nil
Total paid up capital of the Company, assuming full conversion of warrants and convertible securities	39571684		



Category Code	Category of Shareholder	Number of Shareholders	Total number of shares held	Number of shares held in demat form	Total shareholding as a percentage of total		Shares pledged or otherwise encumbered	
					As % of (A+B)	As % of (A+B+C)	Number of shares (VIII)	As a percentage (IX)/(VIII)*(IV)*100
(I)	(II)	(III)	(IV)	(V)	(VI)	(VII)	(VIII)	(IX)
(A)	Shareholding of promoter and promoter group							
(1)	Indian							
(a)	Individuals / Hindu Undivided Family	3	616637	616637	1.538	1.538	Nil	Nil
(b)	Central Government / State Government(s)	0	0	0	0.000	0.000	Nil	Nil
(c)	Bodies Corporate	8	1276632	1276632	3.226	3.226	Nil	Nil
(d)	Financial Institutions / Banks	0	0	0	0.000	0.000	Nil	Nil
(e)	Any other	0	0	0	0.000	0.000	Nil	Nil
	Sub-Total (A)(1)	11	1893289	1893289	4.784	4.784	Nil	Nil
(2)	Foreign							
(a)	Individuals (Non-Resident Individuals / Foreign)	3	48838	48838	0.123	0.123	Nil	Nil
(b)	Bodies Corporate	2	14676751	14676751	37.989	37.989	Nil	Nil
(c)	Institutions	0	0	0	0.000	0.000	Nil	Nil
(d)	Any other [specify]	0	0	0	0.000	0.000	Nil	Nil
	Sub-Total (A)(2)	5	14725589	14725589	37.212	37.212	Nil	Nil
	Total shareholding of Promoter and Promoter Group (A)(1)+(A)(2)	16	16618878	16618878	41.997	41.997	Nil	Nil
(B)	Public Shareholding							
(1)	Institutions							
(a)	Mutual Funds / UTI	5	1411	1311	0.004	0.004	--	--
(b)	Financial Institutions / Banks	16	171052	668	0.432	0.432	--	--
(c)	Central Government / State Government(s)	1	334	334	0.001	0.001	--	--
(d)	Venture Capital Funds	0	0	0	0.000	0.000	--	--
(e)	Insurance Companies	2	6770	6770	0.171	0.171	--	--
(f)	Foreign Institutional Investors	4	4909323	4909323	12.406	12.406	--	--
(g)	Foreign Venture Capital Investors	0	0	0	0.000	0.000	--	--
(h)	Any other	0	0	0	0.000	0.000	--	--
	Sub-Total (B)(1)	28	5149890	4979406	13.014	13.014	NA	NA
(2)	Non-institutions							
(a)	Bodies Corporate	478	5180023	5118514	13.090	13.090	--	--
(b)	Individuals - i. Individual shareholders holding nominal share capital upto Rs. 1 lakh ii. Individual shareholders holding nominal share capital in excess of Rs. 1 lakh	41425	7332701	6188760	18.530	18.530	--	--
(c)	Any other - Trusts Clearing Members Non-Resident Indians Hindu Undivided Families	131	4430183	4394075	11.195	11.195	--	--
	Sub-Total (B)(2)	42870	39571684	38153626	100.000	100.000	NA	NA
	Total Public Shareholding (B) = (B)(1)+(B)(2)	42870	39571684	38153626	100.000	100.000	NA	NA
(C)	Shares held by Custodians and against which Depository Receipts have been issued	0	0	0	0.000	0.000	NA	NA
(1)	Promoter and Promoter Group	0	0	0	0.000	0.000	NA	NA
(2)	Public Shareholding	42870	39571684	38153626	100.000	100.000	NA	NA
	GRAND TOTAL (A)+(B)+(C)	42870	39571684	38153626	100.000	100.000	NA	NA



(LXB) Statement showing holding of securities (including shares, warrants, convertible securities) of persons belonging to the category "Promoter and Promoter Group"


Sl. No	Name of the shareholder	Details of shares held		Encumbered shares		Details of Warrants		Details of Convertible securities		Total shares (including underlying shares assuming full conversion of warrants and convertible securities) as a % of diluted share capital
		Number of shares held	As a % of grand total (A)+(B)+(C)	Number of shares held	As a % of grand total (A)+(B)+(C) of sub-classes (D)a	Number of Warrants held	As a % of total number of warrants of the same class	Number of Convertible securities held	% w.r.t total number of convertible securities of the same class	
	(I)	(III)	(IV)	(V)	(VI)=(V)/(III)*100	(VII)	(VIII)	(IX)	(X)	(XII)
1	Banford Investments Ltd	7400649	18.202	0	0.000	0.000	0.000	0.000	0.000	7400649
2	Dannaly Investments Ltd	7276102	18.387	0	0.000	0.000	0.000	0.000	0.000	7276102
3	Southern Perichemical Industries Corp. Ltd	5776841	1.446	0	0.000	0.000	0.000	0.000	0.000	5776841
4	ACW Educational Foundation	572043	1.446	0	0.000	0.000	0.000	0.000	0.000	572043
5	A.C. Muhiab	423700	1.071	0	0.000	0.000	0.000	0.000	0.000	423700
6	SPTC Group Compa Employees Welfare Foundn.	16250	0.041	0	0.000	0.000	0.000	0.000	0.000	16250
7	SPTC Officers & Staff Welfare Foundn.	153358	0.389	0	0.000	0.000	0.000	0.000	0.000	153358
8	A.C. Muhiab	50000	0.126	0	0.000	0.000	0.000	0.000	0.000	50000
9	Steel Logistics Ltd	44200	0.112	0	0.000	0.000	0.000	0.000	0.000	44200
10	The Express Carriers Ltd	28504	0.072	0	0.000	0.000	0.000	0.000	0.000	28504
11	Ashwin C Muhiab	13334	0.034	0	0.000	0.000	0.000	0.000	0.000	13334
12	A.C. Muhiab	39099	0.099	0	0.000	0.000	0.000	0.000	0.000	39099
13	A.C. Muhiab	7000	0.018	0	0.000	0.000	0.000	0.000	0.000	7000
14	Vallu Ashwin Muhiab	109	0.000	0	0.000	0.000	0.000	0.000	0.000	109
15	ACM Medical Foundation	99	0.000	0	0.000	0.000	0.000	0.000	0.000	99
16	South India Travels Pvt. Ltd	16618878	41.997	0	0.000	0.000	0.000	0.000	0.000	16618878
	TOTAL									

(LXC) Statement showing holding of securities (including shares, warrants, convertible securities) of persons belonging to the category "Public" and holding more than 1% of the total number of shares

Sl. No.	Name of the shareholder	Number of Shares	Shares as a percentage of total number of shares (i.e. grand total (A)+(B)+(C) indicated in statement at para (I)(a) above)	Details of Warrants		Details of Convertible securities		Total shares (including underlying shares assuming full conversion of warrants and convertible securities) as a % of diluted share capital
				Number of Warrants held	As a % of total number of warrants of the same class	Number of Convertible securities held	% w.r.t total number of convertible securities of the same class	
1	Threshold Consultants Private Ltd	3148810	7.957	0.000	0.000	0.000	0.000	7.875
2	Passive To India Master Fund Ltd	1910900	4.852	0.000	0.000	0.000	0.000	4.852
3	Davos International Fund	1545000	3.904	0.000	0.000	0.000	0.000	3.904
4	Sarawak Asia Diversified Opportunities Fund	750000	1.895	0.000	0.000	0.000	0.000	1.895
5	Mesandale Ventures Ltd	465423	1.176	0.000	0.000	0.000	0.000	1.755
6	Leman Diversified Fund	694423	1.755	0.000	0.000	0.000	0.000	1.125
7	Sharad Kanwalal Shah	445000	1.125	0.000	0.000	0.000	0.000	1.096
7	Mahendra Girdharlal	477447	1.207	0.000	0.000	0.000	0.000	22.502
	TOTAL	9446093	23.871	0.000	0.000	0.000	0.000	22.502

(LXD) Statement showing holding of securities (including shares, warrants, convertible securities) of persons (together with PAC) belonging to the category "Public" and holding more than 5% of the total number of shares of the Company

Sl. No.	Name(s) of the shareholder(s) and the persons Acting in Concert (PAC) with them	Number of Shares	Shares as a percentage of total number of shares (i.e. grand total (A)+(B)+(C) indicated in statement at para (I)(a) above)	Details of Warrants		Details of Convertible securities		Total shares (including underlying shares assuming full conversion of warrants and convertible securities) as a % of diluted share capital
				Number of Warrants held	As a % of total number of warrants of the same class	Number of Convertible securities held	% w.r.t total number of convertible securities of the same class	
1	Threshold Consultants Private Ltd	3148810	7.957	0.000	0.000	0.000	0.000	3148810
	TOTAL	3148810	7.957	0.000	0.000	0.000	0.000	3148810



(I)(d) Statement showing details of locked-in shares

Sl. No.	Name of the shareholder	Number of Shares	Shares as a percentage of total number of shares [i.e. grand total (A)+(B)+(C) indicated in statement at para (I)(a) above]
	Nil	Nil	Nil

(II)(a) Statement showing details of Depository Receipts (DRs)


Sl No.	Type of outstanding DR (ADRs, GDRs, SDRs, etc.)	Number of outstanding DRs	Number of Shares underlying outstanding DRs	Shares underlying outstanding DRs as a percentage of total number of shares [i.e. Grand Total (A)+(B)+(C) indicated in statement at para (I)(a) above]
	Nil	Nil	Nil	Nil

(II)(b) Statement showing holding of Depository Receipts (DRs) where underlying shares held by "Promoter/Promoter group" are in excess of 1% of the total number of shares

Sl No.	Name of the DR Holder	Type of outstanding DR (ADRs, GDRs, SDRs, etc.)	Number of shares underlying outstanding DRs	Shares underlying outstanding DRs as a percentage of total number of shares [i.e. Grand Total (A)+(B)+(C) indicated in statement at para (I)(a) above]
	Nil	Nil	Nil	Nil

(III)(a) Statement showing the voting pattern of the shareholders, if more than one class of shares/securities issued by the issuer

Not applicable



Date: 08.04.2015
Place: Chennai

For SicaGen India Limited

(Signature)

G. Arunmozhi
Head Legal & Company Secretary