


(I) (a) Statement showing Shareholding Pattern

Name of the Company: SINNAR BIDI UDYOG LTD		BSE-	NSE-	; Equity
Scrip Code, Name of the scrip, class of security: Equity		31 st March, 2015		
Quarter ended:		No. of partly paid-up shares	As a % of total no. of partly paid-up shares	As a % of total no. of shares of the company
Partly paid-up shares:-				
Held by Promoter / Promoter Group		0	0.00	0.00
Held by public		0	0.00	0.00
Total		0	0.00	0.00
Outstanding convertible securities:-				
	No. of outstanding securities		As a % of total No. of outstanding convertible securities	As a % of total no. of shares of the company, assuming full conversion of the convertible securities
Held by Promoter / Promoter Group		0	0.00	0.00
Held by public		0	0.00	0.00
Total		0	0.00	0.00
Warrants:-				
	No. of warrants		As a % of total no. of warrants	As a % of total no. of shares of the company, assuming full conversion of warrants
Held by Promoter / Promoter Group		0	0.00	0.00
Held by public		0	0.00	0.00
Total		0	0.00	0.00
Total paid-up capital of the company assuming full conversion of warrants and convertible securities				200000

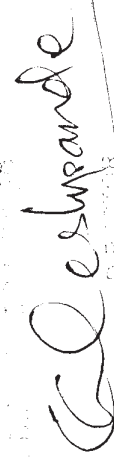
SINNAR BIDI UDYOG LIMITED

(Signature)
DIRECTOR

Category Code	Category of shareholder	Number of shareholders	Total number of shares	Number of shares held in dematerialised form	Total shareholding as a percentage of total number of shares		Shares pledged or otherwise encumbered		
					As a percentage of (A+B) (VI)	As a percentage of (A+B+C) (VII)	Number of shares (VIII)	As a percentage (IX) = (VIII)/(IV)*100	
(I)	Promoter and Promoter Group								
(A)	Indian								
1									
(a)	Individuals/Hindu Undivided Family	5	84600	84600	42.30	42.30	0.00	0.00	0.00
(b)	Central Government/State Government(s)	0	0	0	0.00	0.00	0.00	0.00	0.00
(c)	Bodies Corporate	2	62100	62100	31.05	31.05	0.00	0.00	0.00
(d)	Financial Institutions / Banks	0	0	0	0.00	0.00	0.00	0.00	0.00
(e)	Any Other (specify)	0	0	0	0.00	0.00	0.00	0.00	0.00
	Sub Total (A)(1)	7	146700	146700	73.35	73.35	0.00	0.00	0.00
2	Foreign								
(a)	Individuals (Non-Resident Individuals / Foreign Individuals)	0	0	0	0.00	0.00	0.00	0.00	0.00
(b)	Bodies Corporate	0	0	0	0.00	0.00	0.00	0.00	0.00
(c)	Institutions	0	0	0	0.00	0.00	0.00	0.00	0.00
(d)	Qualified Foreign Investors	0	0	0	0.00	0.00	0.00	0.00	0.00
(e)	Any Other (specify)	0	0	0	0.00	0.00	0.00	0.00	0.00
	Sub Total (A)(2)	0	0	0	0.00	0.00	0.00	0.00	0.00
	Total Shareholding of Promoter and Promoter Group (A)=(A)(1)+(A)(2)	7	146700	146700	73.35	73.35	0.00	0.00	0.00
(B)	Public shareholding								
1	Institutions								
(a)	Mutual Funds/UTI	0	0	0	0.00	0.00	0.00	0.00	0.00
(b)	Financial Institutions / Banks	0	0	0	0.00	0.00	0.00	0.00	0.00
(c)	Central Government/State Government(s)	0	0	0	0.00	0.00	0.00	0.00	0.00
(d)	Venture Capital Funds	0	0	0	0.00	0.00	0.00	0.00	0.00
(e)	Insurance Companies	0	0	0	0.00	0.00	0.00	0.00	0.00
(f)	Foreign Financial Institutions	0	0	0	0.00	0.00	0.00	0.00	0.00
(g)	Foreign Venture Capital Investors	0	0	0	0.00	0.00	0.00	0.00	0.00
(h)	Qualified Foreign Investors	0	0	0	0.00	0.00	0.00	0.00	0.00
(i)	Any Other (specify)	0	0	0	0.00	0.00	0.00	0.00	0.00
	Sub Total (B)(1)	0	0	0	0.00	0.00	0.00	0.00	0.00
2	Non-institutions								
(a)	Bodies Corporate	4	800	150	0.40	0.40	0.00	0.00	0.00
(b) (i)	Individuals - shareholders holding nominal share capital up to Rs 1 Lakh	242	52200	15540	26.10	26.10	0.00	0.00	0.00
(ii)	Individual shareholders holding nominal share capital in excess of Rs. 1 Lakh	0	0	0	0.00	0.00	0.00	0.00	0.00

SIGNED: 
 DIRECTOR

Category code	Category of shareholder	Number of shareholders (III)	Total number of shares (IV)	Number of shares held in dematerialised form (V)	Total shareholding as a percentage of total number of shares		Shares pledged or otherwise encumbered	
					As a percentage of (A+B) (VI)	As a percentage of (A+B+C) (VII)	Number of shares (VIII)	As a percentage (IX) = (VIII)/(IV)*100
(I)	(II)							
(c)	Qualified Foreign Investors	0	0	0	0.00	0.00	-	-
(d)	Any Other							
i	Non Resident Indians (Repat)	0	0	0	0.00	0.00	-	-
ii	Non Resident Indians (Non Repat)	0	0	0	0.00	0.00	-	-
iii	Foreign Companies	0	0	0	0.00	0.00	-	-
iv	Clearing Member	3	200	200	0.10	0.10	-	-
v	Directors / Relatives	1	100	0	0.05	0.05	-	-
vi	Trusts	0	0	0	0.00	0.00	-	-
	Sub Total (B)(2)	250	53300	15890	26.65	26.65	-	-
	Total Public Shareholding Public Group (B)=(B)	250	53300	15890	26.65	26.65	0.00	0.00
	(I)+(B)(2)	257	200000	162590	100.00	100.00	-	-
	Total (A)+(B)							
(C)	Shares held by custodians and against which Depository Receipts have been issued							
i	Promoter and Promoter group	0	0	0	0.00	0.00	0.00	0.00
ii	Public	0	0	0	0.00	0.00	0.00	0.00
	Sub Total (C)	0	0	0	0.00	0.00	0.00	0.00
	GRAND TOTAL (A)+(B)+(C)	257	200000	162590	100.00	100.00	0.00	0.00


 S. D. Deshpande

(I)(b) Statement showing holding of securities (including shares, warrants, convertible securities) of persons belonging to the category "Promoter and Promoter Group"
 Sr. No. Name of the shareholder

(I)	(II)	Details of Shares held		Encumbered shares			Details of warrants			Details of convertible securities			Total shares (including underlying shares assuming full conversion of warrants and convertible securities) as a % of diluted share capital
		(III)	(IV)	(V)	(VI)=(V)/(III)*100	(VII)	(VIII)	(IX)	(X)	(XI)	(XII)		
1	SHRIRANG KISANLAL SARDA	13720	6.86	0	0.00	0.00	0	0.00	0	0.00	0	0.00	6.86
2	STS EXPORTS LTD	3700	1.85	0	0.00	0.00	0	0.00	0	0.00	0	0.00	1.85
3	KISANLAL BASTIRAM SARDA	41170	20.59	0	0.00	0.00	0	0.00	0	0.00	0	0.00	20.59
4	KIRAN KISANLAL SARDA	18170	9.09	0	0.00	0.00	0	0.00	0	0.00	0	0.00	9.09
5	KISANLAL BASTIRAM SARDA	5590	2.80	0	0.00	0.00	0	0.00	0	0.00	0	0.00	2.80
6	KISANLAL BASTIRAM SARDA	5950	2.98	0	0.00	0.00	0	0.00	0	0.00	0	0.00	2.98
7	RASBIHARI ENTERPRISES LIMITED	58400	29.20	0	0.00	0.00	0	0.00	0	0.00	0	0.00	29.20
	TOTAL	146700	73.35	0	0.00	0.00	0	0.00	0	0.00	0	0.00	73.35

SINMAR BILIMANU LIMITED

(Signature)

DIRECTOR

Statement showing holding of securities (including shares, warrants, convertible securities) of persons belonging to the category "Public" and holding more than 1% of the total number of shares

Sr. No.	Name of the shareholder	Number of shares held	Shares as a percentage of total number of shares (i.e., Grand Total (A) + (B) + (C) indicated in Statement at para (I) (a) above)	Details of warrants		Details of convertible securities		Total shares (including underlying shares assuming full conversion of warrants and convertible securities) as a % of diluted share capital
				Number of warrants held	As a % total number of warrants of the same class	Number of convertible securities held	% w.r.t total number of convertible securities of the same class	
1	LAXMIKANT MADANLAL OSTWAL	2600	1.30	0	0.00	0	0.00	1.30
2	SHASHIKANT GANAPATI BAGEWADI	2100	1.05	0	0.00	0	0.00	1.05
3	HARSHA HITESH JAVERI	2300	1.15	0	0.00	0	0.00	1.15
	TOTAL	7000	3.50	0	0.00	0	0.00	3.50

SUNIL D. PATIL

Sunil D. Patil
DIRECTOR

(I)(c)(ii) Statement showing holding of securities (including shares, warrants, convertible securities) of persons (together with PAC) belonging to the category "Public" and holding more than 5% of the total number of shares of the company

Sr. No.	Name(s) of the shareholder(s) and the Persons Acting in Concert (PAC) with them	Number of shares	Shares as a percentage of total number of shares (i.e., Grand Total (A) + (B) + (C) indicated in Statement at para (I) (a) above)	Details of warrants		Details of convertible securities		Total shares (including underlying shares assuming full conversion of warrants and convertible securities) as a % of diluted share capital
				Number of warrants	As a % total number of warrants of the same class	Number of convertible securities held	% w.r.t total number of convertible securities of the same class	
1	NIL	0	0.00	0	0.00	0	0.00	0.00
TOTAL		0	0.00	0	0.00	0	0.00	0

SUNAR PAPER INDUSTRIES LTD

Shekhar
DIRECTOR


<u>Statement showing details of locked-in shares</u>					
(I)(d)	Sr. No.	Name of the shareholder	Category of shareholder (Promoters/Public)	Number of Locked in Shares	Locked-in shares as a percentage of total number of shares (i.e., Grand Total (A)+(B)+(C) indicated in Statement at para (I)(a) above}
	1	NIL	NIL	NIL	NIL
	TOTAL				NIL

SINNAR BIDI UDYOG LIMITED

C. S. Srinivasan
DIRECTOR

Statement showing details of Depository Receipts (DRs)					
(II)(a)	Sr. No.	Type of outstanding DR (ADRs, GDRs, SDRs, etc.)	Number of outstanding DRs	Number of shares underlying outstanding DRs	Shares underlying outstanding DRs as a percentage of total number of shares {i.e., Grand Total (A)+(B)+(C) indicated in Statement at para (I)(a) above}
	1	NIL	NIL	NIL	NIL
	TOTAL		NIL	NIL	NIL


SINNAR BILUDDING LIMITED


 DIRECTOR

Statement showing holding of Depository Receipts (DRs), where underlying shares held by "Promoter/ Promoter Group" are in excess of 1% of the total number of shares

(II) (b)

Sr. No.	Name of the DR Holder	Type of outstanding DR (ADRs, GDRs, SDRs, etc.)	Number of shares underlying outstanding DRs	Shares underlying outstanding DRs as a percentage of total number of shares {i.e., Grand Total (A)+(B)+(C) indicated in Statement at para (I)(a) above}
1	NIL	NIL	NIL	NIL
	TOTAL	NIL	NIL	NIL

SINU ...

 S. S. Chakravarty