

Partly Paid-up Shares:		No. of Partly Paid-up Shares:	As a % of total No. of partly paid-up Shares	As a % of total No. of shares of the company
Held by promoter/promoter group	0	0	0	0
Held by Public	0	0	0	0
TOTAL:	0	0	0	0
Outstanding Convertible Securities:		No. of outstanding Securities	As a % of total No. of outstanding convertible securities	As a % of total No. of shares of the company, assuming full conversion of the convertible securities
Held by promoter/promoter group	0	0	0	0
Held by Public	0	0	0	0
TOTAL:	0	0	0	0
Warrants:		No. of Warrants	As a % of total No. of Warrants	As a % of total No. of shares of the company, assuming full conversion of warrants
Held by promoter/promoter group	0	0	0	0
Held by Public	0	0	0	0
TOTAL:	0	0	0	0
Total paid-up capital of the company, assuming full conversion of warrants and convertible securities		3000000		

of Southern Magnesium & Chemicals Ltd.
 M. L. N.
 Sales Manager Director

(III) (a) Statement showing the voting pattern of shareholders
 If more than one class of shares/securities is issued by the issuer,
 Give description of voting rights for each class of security
 Class X: Equity
 Class Y: Not Applicable
 Class Z: Not Applicable

Category	code	Category of Shareholder	Number of Voting Rights held in each class of securities	Total Voting Rights	Total Voting Rights i.e. (VI)	As a percentage of (A+B+C) (VIII)
(I)	(II)	(III)	Class X (IV)	Class Y (IV)	Class Z (V)	(III+IV+V) (VI)
1 Indian	(A)	Shareholding of Promoter and Promoter Group				
	(a)	Individuals/Hindu Undivided Family	1623800	0	0	54.13
	(b)	Central Government/State Government(s)	0	0	0	0
	(c)	Bodies Corporate	75000	0	0	2.5
	(d)	Financial Institutions/Banks	0	0	0	0
	(e)	Any Others(Specify)	0	0	0	0
	(e-1)	Mutual Funds	0	0	0	0
	(e-11)	Trusts	0	0	0	0
	(A)(1)	Sub Total (A)(1)	1698800	0	0	56.63
	2 Foreign					
	(a)	Individuals (Non Resident Indians/Foreign Individuals)	0	0	0	0
	(b)	Bodies Corporate	0	0	0	0
	(c)	Institutions	0	0	0	0
(d)	Qualified Foreign Investor	0	0	0	0	
(e)	Any Others(Specify)	0	0	0	0	
(e-1)	Overseas Corporate Bodies	0	0	0	0	
(e-11)	Trusts	0	0	0	0	
(A)(2)	Sub Total (A)(2)	0	0	0	0	
(B)	Public Shareholding					
(A)(1)+(A)(2)	Total Shareholding of Promoter and Promoter Group	1698800	0	0	56.63	
1 Institutions						
(a)	Mutual Funds/UTI	0	0	0	0	
(b)	Financial Institutions/Banks	100000	0	0	3.33	
(c)	Central Government/State Government(s)	0	0	0	0	
(d)	Venture Capital Funds	0	0	0	0	
(e)	Insurance Companies	0	0	0	0	
(f)	Foreign Institutional Investors	0	0	0	0	
(g)	Foreign Venture Capital Investors	0	0	0	0	
(h)	Qualified Foreign Investor	0	0	0	0	
(i)	Any Others(Specify)	0	0	0	0	
(i-1)	Foreign Companies	0	0	0	0	
(i-11)	Trusts	0	0	0	0	
(B)(1)	Sub Total (B)(1)	100000	0	0	3.33	
B2 Non-Institutions						
(a)	Bodies Corporate	340500	0	0	11.35	
(b)	Individuals Shareholders holding nominal share capital upto rs.1 lakh	728100	0	0	24.27	
(i)	Individual Shareholders holding nominal share capital in excess of rs.1 lakh	132400	0	0	4.41	
(ii)	Qualified Foreign Investor	0	0	0	0	
(c)	Any Others(Specify)	0	0	0	0	
(d-1)	Non Resident Indians	0	0	0	0	
(d-11)	Overseas Corporate Bodies	0	0	0	0	
(d-111)	Trusts	0	0	0	0	
(d-1V)	Employees	0	0	0	0	
(d-1V)	Clearing Members	200	0	0	0.01	
(d-1V)	Foreign Nationals	0	0	0	0	
(d-1V)	Foreign Portfolio Investor (Individuals)	0	0	0	0	
(d-1V)	Foreign Portfolio Investor (Corporate)	0	0	0	0	
(B)(2)	Sub Total (B)(2)	1201200	0	0	40.04	
(B)(1)+(B)(2)	Total Public Shareholding (B)=(B)(1)+(B)(2)	1301200	0	0	43.37	
(A)+(B)	Total (A)+(B)	3000000	0	0	100	
(C)	Shares held by Custodians and against Depository receipts have been issued					
1 Shareholding of Promoter and Promoter Group						
2 Public Shareholding						
Grand Total (A)+(B)+(C)		3000000	0	0	100	

(1)(b) Statement showing holding of securities (including shares, warrants, convertible securities) of persons belonging to the category "Promoter and Promoter Group"

Sr No	Name of the Shareholders	Details of Shares held			Encumbered shares(*)			Details of warrants			Details of convertible securities		Total shares (including underlying shares conversion of warrants and convertible securities) as a % of diluted share capital assuming full
		Number of Shares	As a % of Grand Total (A)+(B)+(C)	Number	As a Percentage (V)/III*100	As a % of grand total (A)+(B)+(C) of sub-clause (VIIa)	Number of warrants held	As a % total number of warrants of the same class	Number of Convertible securities held	As a % total number of securities of the same class			
(i)	(ii)	(iii)	(iv)	(v)	(vi)	(vii)	(viii)	(ix)	(x)	(xi)	(xii)		
1	RAVI PRASAD NUTHAKKI	383148	12.77	0	0	0	0	0	0	0	12.77		
2	N RAJENDER PRASAD	248398	8.28	0	0	0	0	0	0	0	8.28		
3	ANANTHA LAKSHMI N	233998	7.8	0	0	0	0	0	0	0	7.8		
4	RAM PRASAD NUTHAKKI	180298	6.01	0	0	0	0	0	0	0	6.01		
5	N RANGA PRASAD	138298	4.61	0	0	0	0	0	0	0	4.61		
6	N RANGA PRASAD	92900	3.1	0	0	0	0	0	0	0	3.1		
7	GPL FINANCE & INVESTMENTS LTD	75000	2.5	0	0	0	0	0	0	0	2.5		
8	NAGA RATNA N	64100	2.14	0	0	0	0	0	0	0	2.14		
9	R V MULLAPUDI	62500	2.08	0	0	0	0	0	0	0	2.08		
10	RAGHU V BATTA	49760	1.66	0	0	0	0	0	0	0	1.66		
11	N RAMA PARVATI	32100	1.07	0	0	0	0	0	0	0	1.07		
12	P A RAMAYYA	20000	0.67	0	0	0	0	0	0	0	0.67		
13	P NARENDRANATH CHOWDARY	20000	0.67	0	0	0	0	0	0	0	0.67		
14	RANGA PRASAD	16300	0.54	0	0	0	0	0	0	0	0.54		
15	P SUJATHA	10000	0.33	0	0	0	0	0	0	0	0.33		
16	P S R V K RANGA RAO	10000	0.33	0	0	0	0	0	0	0	0.33		
17	P V KRISHNA RAO	10000	0.33	0	0	0	0	0	0	0	0.33		
18	RANGA PRASAD	10000	0.33	0	0	0	0	0	0	0	0.33		
19	URMI PRASAD N	6200	0.21	0	0	0	0	0	0	0	0.21		
20	N RAVI PRASAD	5000	0.17	0	0	0	0	0	0	0	0.17		
21	P RAVI	5000	0.17	0	0	0	0	0	0	0	0.17		
22	P V RAYUDU	5000	0.17	0	0	0	0	0	0	0	0.17		
23	A SUBHADRA	3000	0.1	0	0	0	0	0	0	0	0.1		
24	S SATYANARAYANA MURTHY	2500	0.08	0	0	0	0	0	0	0	0.08		
25	N B PRASAD	2500	0.08	0	0	0	0	0	0	0	0.08		
26	N RANGA PRASAD	1800	0.06	0	0	0	0	0	0	0	0.06		
27	RATNAM BODAPATI	1800	0.06	0	0	0	0	0	0	0	0.06		
28	VENKATA SEHAGIRIRAO DEVULAPALLI	1800	0.06	0	0	0	0	0	0	0	0.06		
29	RAMBABU MULLAPUDI	1800	0.06	0	0	0	0	0	0	0	0.06		
30	SRI HARANADH KATRAGADDA	1800	0.06	0	0	0	0	0	0	0	0.06		
31	SATYANARAYANA NANDIGAM	1800	0.06	0	0	0	0	0	0	0	0.06		
32	SRINIVASA RAO VUPPULURI	1700	0.06	0	0	0	0	0	0	0	0.06		
33	RAMBABU MULLAPUDI	200	0.01	0	0	0	0	0	0	0	0.01		
34	N RAJENDER PRASAD	100	0	0	0	0	0	0	0	0	0		
	Total:	1698800	56.63	0	0	0	0	0	0	0	56.63		

(*) The term "encumbrance" has the same meaning as assigned to it in regulation 28(3) of the SAST Regulations, 2011.

[Handwritten Signature]
Peter Rajaling Director

(I) (C) (i) Statement showing holding of securities (including shares, warrants, convertible securities) of persons belonging to the category "Public" and holding more than 1% of the total number of shares


Sr No	Name of the Shareholders	Number of Shares held	Shares as a percentage of total number of shares (i.e., Grand Total (A)+(B)+(C) indicated in Statement at para (I)(a) above)	Details of warrants		Details of convertible securities		Total shares (including underlying shares assuming full conversion of warrants and convertible securities) as a % of diluted share capital
				Number of warrants held	As a % total number of warrants of the same class	Number of convertible securities held	As a % total number of securities of the same class	
1	ANDHRA PRADESH INDUSTRIAL DEV CORP	337500	11.25	0	0	0	0	11.25
2	ICICI BANK LIMITED	100000	3.33	0	0	0	0	3.33
3	G LAXMI	38000	1.27	0	0	0	0	1.27
Total:		475500	15.85	0	0	0	0	15.85

Dr Soumitra Meghagopalan & Chemicals Ltd.

(Signature)
 Sales Marketing Director


(i) (C) (ii) Statement showing holding of securities (including shares, warrants, convertible securities) of persons(together with PAC) belonging to the category "Public" and holding more than 5% of the total number of shares of the company

Sr No	Name(s) of the Shareholder(s) and Persons Acting in Concert (PAC) with them	Number of Shares held	Shares as a percentage of total number of shares(i.e., Grand Total (A)+(B)+(C) indicated in Statement at para (i)(a) above)	Details of warrants		Details of convertible securities		Total shares (including underlying shares assuming full conversion of warrants and convertible securities) as a % of diluted share capital
				Number of warrants held	As a % total number of warrants of the same class	Number of convertible securities held	As a % total number of securities of the same class	
1	ANDHRA PRADESH INDUSTRIAL DEV C	337500	11.25	0	0	0	0	11.25
	Total:	337500	11.25	0	0	0	0	11.25

for soumitra magagnasuna & Chemucala Ltd.

 Managing Director


(l)(d) Statement showing details of locked-in shares

Sr No	Name of the Shareholders	Number of Shares	Shares as a percentage of total number of shares(i.e., Grand Total (A)+(B)+(C) indicated in Statement at para (l)(a) above)	Promoter / Promoter Group / Public
Total:		0	0	

for **Southern Magnagnesium & Chemicals Ltd.**

Managing Director.


(II)(a) Statement showing details of Depository Receipts (DRs)

Sr No	Type of outstanding DR (ADRs, GDRs, SDRs, etc.)	Number of outstanding DRs	Number of Shares underlying outstanding DRs	Shares underlying outstanding DRs as a percentage of total number of shares (i.e., Grand Total (A)+(B)+(C) indicated in Statement at para (I)(a) above)
Total:		0	0	0

Smt Souwera Magagnanathan & Chinnappa Ltd.

Plus Managing Director

(II)(a) Statement showing details of Depository Receipts (DRs)

Sr No	Type of outstanding DR (ADRs, GDRs, SDRs, etc.)	Number of outstanding DRs	Number of Shares underlying outstanding DRs	Shares underlying outstanding DRs as a percentage of total number of shares (i.e., Grand Total (A)+(B)+(C) indicated in Statement at para (I)(a) above)
Total:		0	0	0

Smt Souwera Magagnanum & Chemicals Ltd.

Plus Managing Director

Southern Magnesium & Chemicals Ltd.
[Handwritten Signature]
 Managing Director

Sr No	Name of the DR Holder	Type of outstanding DR (ADRs, GDRs, SDRs, etc.)	Number of Shares underlying outstanding DRs	Shares underlying outstanding DRs as a percentage of total number of shares (i.e., Grand Total (A)+(B)+(C) indicated in Statement at para (i)(a) above)
			0	0
Total:				0

(ii) (b) Statement showing holding of Depository Receipts (DRs), where underlying shares held by 'promoter/promoter group' are in excess of 1% of the total number of shares