


Introductory sub-table (I)(a)


Name of the Company: SUPER SPINNING LIMITED			
Scrip Code: 521180	Name of the scrip: SUPERSPIN	Class of security: EQUITY	
Quarter ended: 31.03.2015			
Partly paid-up shares:-	No. of partly paid-up shares	As a % of total no. of partly paid-up shares	As a % of total no. of shares of the company
Held by promoter/promoter group	0	0	0
Held by public	0	0	0
Total	0	0	0
As a % of total no. of shares of the company, assuming full conversion of the convertible securities			
Outstanding convertible securities: No. of outstanding securities	As a % of total no. of outstanding convertible securities	As a % of total no. of partly paid-up shares	As a % of total no. of shares of the company, assuming full conversion of the convertible securities
Held by promoter/promoter group	0	0	0
Held by public	0	0	0
Total	0	0	0
As a % of total no. of shares of the company, assuming full conversion of warrants			
Warrants:-	No. of warrants	As a % of total no. of warrants	As a % of total no. of shares of the company, assuming full conversion of warrants
Held by promoter/promoter group	0	0	0
Held by public	0	0	0
Total	0	0	0
Total paid-up capital of the company, assuming full conversion of warrants and convertible securities	0	0	0




R. Srikanth
Company Secretary

SUPER SPINNING MILLS LIMITED - Statement Showing Shareholding Pattern

Category code	Category of Shareholder	Number of Shareholders	Table I(a)				Shares Pledged or otherwise encumbered		
			Total number of shares	Number of shares held in dematerialized form	Total shareholding as a percentage of total number of shares	Number of shares	As a percentage		
			(IV)	(V)	(VI)	(VII)		(IX)= (VIII)/(IV)*100	
Quarter ended: 31.03.2015									
(A)	Shareholding of Promoter and Promoter Group ²	(III)	(IV)	(V)	(VI)	(VII)	(VIII)	(IX)	
1	Indian								
(a)	Individuals/ Hindu Undivided Family	13	17729730	17729730	32.24	32.24	0	0	
(b)	Central Government/ State Government(s)	0	0	0	0.00	0.00	0	0	
(c)	Bodies Corporate	2	3585000	3585000	6.52	6.52	0	0	
(d)	Financial Institutions/ Banks	0	0	0	0.00	0.00	0	0	
(e)	Any Others- TRUSTS	2	1362910	1362910	2.47	2.47	0	0	
	- HUF	1	650000	650000	1.18	1.18	0	0	
	Sub Total(A)(1)	18	23327640	23327640	42.41	42.41	0	0	
2	Foreign								
(a)	Individuals (Non-Residents Individuals/ Foreign Individuals)	0	0	0	0.00	0.00	0	0	
(b)	Bodies Corporate	0	0	0	0.00	0.00	0	0	
(c)	Institutions	0	0	0	0.00	0.00	0	0	
(d)	Qualified Foreign Investors	0	0	0	0.00	0.00	0	0	
(e)	Any Others(Specify)	0	0	0	0.00	0.00	0	0	
	Sub Total(A)(2)	0	0	0	0.00	0.00	0	0	
	Total Shareholding of Promoter and Promoter Group (A)= (A)(1)+(A)(2)	18	23327640	23327640	42.41	42.41	0	0	






Category code	Category of Shareholder	Number of Shareholders	Total number of shares	Number of shares held in dematerialized form	Total shareholding as a percentage of total number of shares		Shares Pledged or otherwise encumbered	
					As a percentage of (A+B) ¹	As a percentage of (A+B+C)	Number of shares	As a percentage
	(II)	(III)	(IV)	(V)	(VI)	(VII)	(VIII)	(IX)= (VIII)/(IV)*100
Quarter ended: 31.03.2015								
(B)	Public shareholding							
1	Institutions							
(a)	Mutual Funds/ UTI	1	1470	1470	0.00	0.00	0	0
(b)	Financial Institutions / Banks	0	0	0	0.00	0.00	0	0
(c)	Central Government/ State Government(s)	0	0	0	0.00	0.00	0	0
(d)	Venture Capital Funds	0	0	0	0.00	0.00	0	0
(e)	Insurance Companies	0	0	0	0.00	0.00	0	0
(f)	Foreign Institutional Investors	1	1000	0	0.00	0.00	0	0
(g)	Foreign Venture Capital Investors	0	0	0	0.00	0.00	0	0
(h)	Qualified Foreign Investors	0	0	0	0.00	0.00	0	0
(i)	Any Other (specify)	0	0	0	0.00	0.00	0	0
	Sub-Total (B)(1)	2	2470	1470	0.00	0.00	0	0
2	Non-institutions							
(a)	Bodies Corporate	241	3785012	3767012	6.88	6.88	340000	8.98
(b)	Individuals							
	i. Individual shareholders holding nominal share capital up to Rs 1 lakh	8375	20711821	19236011	37.66	37.66	29686	0.13
	ii. Individual shareholders holding nominal share capital in excess of Rs. 1 lakh.	23	5388456	5007636	9.80	9.80	0	0
(c)	Qualified Foreign Investors	0	0	0	0.00	0.00	0	0
(d)	Any Other (specify)	0	0	0	0.00	0.00	0	0
(d-i)	Clearing Member	29	127054	127054	0.23	0.23	0	0
(d-ii)	NRI	66	252461	252461	0.46	0.46	0	0
(d-iii)	HUF	115	390944	390944	0.71	0.71	0	0
(d-iv)	Market Maker	7	5502	5502	0.01	0.01	0	0
	Any Others	1	1008640	1008640	1.83	1.83	0	0
	Sub-Total (B)(2)	8857	31669890	29795260	57.58	57.58	369686	1.17
	Total Public Shareholding (B)= (B)(1)+(B)(2)	8859	31672360	29796730	57.58	57.58	369686	1.17
	TOTAL (A)+(B)	8877	55000000	53124370	100.00	100.00	369686	0.67
(C)	Shares held by Custodians and against which Depository Receipts have been issued							
1	Promoter and Promoter Group	0	0	0	0.00	0.00	0	0
2	Public	0	0	0	0.00	0.00	0	0
	GRAND TOTAL (A)+(B)+(C)	8877	55000000	53124370	100.00	100.00	369686	0.67

(I)(b) Statement showing holding of securities (including shares, warrants, convertible securities) of persons belonging to the category "Promoter and Promoter Group"

Sr. No.	Name of the shareholder	Details of Shares held		Encumbered shares (*)		Details of warrants		Details of convertible securities		Total shares (including underlying shares assuming full conversion of warrants and convertible securities) as a % of diluted share capital		
		Number of shares held	As a % of grand total (A) + (B) + (C)	No.	As a percentage (VI) = (V)/(III) * 100	As a % of grand total (A)+(B)+(C) of sub-clause (I)(a)	Number of warrants held	As a % total number of warrants of the same class	Number of convertible securities held		As a % total number of convertible securities of the same class	
												(III)
1	SUMANTH R	8773860	15.95	0.00	0.00	0.00	0.00	0.00	0.00	0.00	0.00	0.00
2	SUMANTH R (HUF)	650000	1.18	0.00	0.00	0.00	0.00	0.00	0.00	0.00	0.00	0.00
3	HEMALATHA R	208000	0.38	0.00	0.00	0.00	0.00	0.00	0.00	0.00	0.00	0.00
4	NIKHIL GOVIND RAMAMURTHI	4000000	7.27	0.00	0.00	0.00	0.00	0.00	0.00	0.00	0.00	0.00
5	SANJAY KRISHNA RAMAMURTHI	4000000	7.27	0.00	0.00	0.00	0.00	0.00	0.00	0.00	0.00	0.00
6	RANGANAYAKI N	314670	0.57	0.00	0.00	0.00	0.00	0.00	0.00	0.00	0.00	0.00
7	AJEYA VEL NARAYANASWAMY	2500	0.00	0.00	0.00	0.00	0.00	0.00	0.00	0.00	0.00	0.00
8	N KRISHNA SAMRAJ	8000	0.01	0.00	0.00	0.00	0.00	0.00	0.00	0.00	0.00	0.00
9	NITHYA VIDYAPRAKASH	92560	0.17	0.00	0.00	0.00	0.00	0.00	0.00	0.00	0.00	0.00
10	CHITRA VIDYAPRAKASH	157670	0.29	0.00	0.00	0.00	0.00	0.00	0.00	0.00	0.00	0.00
11	ARJUN PRAKASH V	22280	0.04	0.00	0.00	0.00	0.00	0.00	0.00	0.00	0.00	0.00
12	INDIRALAKSHMI VIDYAPRAKASH	46190	0.08	0.00	0.00	0.00	0.00	0.00	0.00	0.00	0.00	0.00
13	D VIDYAPRAKASH	76330	0.14	0.00	0.00	0.00	0.00	0.00	0.00	0.00	0.00	0.00
14	NIVEDITA LAKSHMI NARAYANASWAMY	27670	0.05	0.00	0.00	0.00	0.00	0.00	0.00	0.00	0.00	0.00
15	NIKHIL GOVIND RAMAMURTHI FAMILY TRUST	681800	1.24	0.00	0.00	0.00	0.00	0.00	0.00	0.00	0.00	0.00
16	SANJAY KRISHNA RAMAMURTHI FAMILY TRUST	681110	1.24	0.00	0.00	0.00	0.00	0.00	0.00	0.00	0.00	0.00
17	SUPER FARM PRODUCTS LTD	2820000	5.13	0.00	0.00	0.00	0.00	0.00	0.00	0.00	0.00	0.00
18	ELGI ELECTRIC AND INDUSTRIES LTD	765000	1.39	0.00	0.00	0.00	0.00	0.00	0.00	0.00	0.00	0.00
	TOTAL	23327640	42.41	0	0.00	0.00	0.00	0.00	0.00	0.00	0.00	0.00



(*) The term "encumbrance" has the same meaning as assigned to it in regulation 28(3) of the SAST Regulations, 2011


(D)(c)(i) Statement showing holding of securities (including shares, warrants, convertible securities) of persons belonging to the category "Public" and holding more than 1% of the total number of shares

Sr. No.	Name of the shareholder	Number of shares held	Shares as a percentage of total number of shares (i.e., Grand Total (A)+(B)+(C) indicated in Statement at para (D)(a) above)	Details of warrants		Details of convertible securities		Total shares (including underlying shares assuming full conversion of warrants and convertible securities) as a % of diluted share capital
				Number of warrants held	As a % total number of warrants of the same class	Number of convertible securities held	% w.r.t total number of convertible securities of the same class	
1	GAGANDEEP CREDIT CAPITAL PVT LTD	1400000	2.55	0	0	0	0	
2	SUPER SPINNING MILLS LTD-UNCLAIMED	1008640	1.83	0	0	0	0	
3	SUSPENSE ACCOUNT	760500	1.38	0	0	0	0	
4	NEMISH S SHAH	702692	1.28	0	0	0	0	
5	VINODCHANDRA MANSUKHLAL PAREKH	693393	1.26	0	0	0	0	
	GAYATHRI BALAJI	4565225	8.30	0	0	0	0	
TOTAL								

(D)(c)(ii) Statement showing holding of securities (including shares, warrants, convertible securities) of persons (together with PAC) belonging to the category "Public" and holding more than 5% of the total number of shares of the company


Sr. No.	Name(s) of the shareholder(s) and the Persons Acting in Concert (PAC) with them	Number of shares	Shares as a percentage of total number of shares (i.e., Grand Total (A)+(B)+(C) indicated in Statement at para (D)(a) above)	Details of warrants		Details of convertible securities		Total shares (including underlying shares assuming full conversion of warrants and convertible securities) as a % of diluted share capital
				Number of warrants	As a % total number of warrants of the same class	Number of convertible securities held	% w.r.t total number of convertible securities of the same class	
TOTAL								

NOT APPLICABLE



(D)(c)(ii) Statement showing holding of securities (including shares, warrants, convertible securities) of persons (together with PAC) belonging to the category "Public" and holding more than 5% of the total number of shares of the company

Sr. No.	Name(s) of the shareholder(s) and the Persons Acting in Concert (PAC) with them	Number of shares	Shares as a percentage of total number of shares {i.e., Grand Total (A)+(B)+(C) indicated in Statement at para (D)(a) above}	Details of warrants		Details of convertible securities		Total shares (including underlying shares assuming full conversion of warrants and convertible securities) as a % of diluted share capital
				Number of warrants	As a % total number of warrants of the same class	Number of convertible securities held	% w.r.t total number of convertible securities of the same class	
TOTAL			NOT APPLICABLE					



(I)(d) Statement showing details of locked-in shares-

NIL

Sr. No.	Name of the shareholder	Number of locked-in shares	Locked-in shares as a percentage of total number of shares {i.e., Grand Total (A)+(B)+(C) indicated in Statement at para (I)(a) above}
	-	-	-
	-	-	-
TOTAL		-	-

(II)(a) Statement showing details of Depository Receipts (DRs)

NIL

Sr. No.	Type of outstanding DR (ADRs, GDRs, SDRs, etc.)	Number of outstanding DRs	Number of shares underlying outstanding DRs	Shares underlying outstanding DRs as a percentage of total number of shares {i.e., Grand Total (A)+(B)+(C) indicated in Statement at para (I)(a) above}
	-	-	-	-
	-	-	-	-
TOTAL		-	-	-

(II)(b) Statement showing holding of Depository Receipts (DRs), where underlying shares held by "promoter/promoter group" are in excess of 1% of the total number of shares

NIL

Sr. No.	Name of the DR Holder, Type of outstanding DR (ADRs, GDRs, SDRs etc)	Number of shares underlying outstanding DRs	Shares underlying outstanding DRs as a percentage of total number of shares {i.e., Grand Total (A)+(B)+(C) indicated in Statement at para (I)(a) above}
	-	-	-
	-	-	-
	-	-	-
TOTAL		-	-

For Super Spinning Mills Limited

Ribadh
R.Srikanth
Company Secretary