


Name of the Company :	SUPREME INFRASTRUCTURE INDIA LTD		
Script Code,Name of the scrip, class of security :			
Quarter ended :	31/03/2015		
Partly paid-up shares :-	No. of partly paid-up shares	As a % of total no. of partly paid-up shares	As a % of total no. of shares of the company
Held by promoter/ promoter group	0	0.00	0.00
Held by public	0	0.00	0.00
<b>Total (D)</b>	<b>0</b>	<b>0.00</b>	<b>0.00</b>
Outstanding convertible securities	No. of outstanding securities	As a % of total no. of outstanding convertible securities	As a % of total no. of shares of the company, assuming full conversion of the convertible securities
Held by promoter/ promoter group	0	0.00	0.00
Held by public	0	0.00	0.00
<b>Total (E)</b>	<b>0</b>	<b>0.00</b>	<b>0.00</b>
Warrants	No. of Warrants	As a % of total no. of Warrants	As a % of total no. of shares of the company, assuming full conversion of warrants
Held by promoter/ promoter group	0	0.00	0.00
Held by public	0	0.00	0.00
<b>Total (F)</b>	<b>0</b>	<b>0.00</b>	<b>0.00</b>
<b>Total paid-up capital of the company, assuming full conversion of warrants convertible securities Total (A+B+C)+ D+E+F)</b>	<b>25698372</b>		<b>100.00</b>




1 of 10


SUPREME INFRASTRUCTURE INDIA LTD.

**Statement Showing Shareholding Pattern  
Table (I)(a)**

Category Code	Category of Shareholder	Number of Shareholders	Total Number Of Shares	Number of Shares held in Dematerialised form	Total Shareholding as a percentage of total number of shares		Shares Pledged or otherwise encumbered	As a Percentage (IX)= (VIII)/(IV) *100
					As a Percentage of (A+B) (VI)	As a Percentage of (A+B+C) (VII)		
(I)	(II)	(III)	(IV)	(V)	(VI)	(VII)	(VIII)	(IX)
(IX)= (VIII)/(IV) *100								
(A) Shareholding of Promoter and Promoter Group2								
1. INDIAN								
(a) INDIVIDUAL / HUF		15.00	9694332.00	9694332.00	37.72	37.72	8650000.00	89.23
(b) CENTRAL / STATE GOVERNMENT(S)		0.00	0.00	0.00	0.00	0.00	0.00	0.00
(c) BODIES CORPORATE		1.00	3350000.00	3350000.00	13.04	13.04	1350000.00	40.30
(d) FINANCIAL INSTITUTIONS / BANKS		0.00	0.00	0.00	0.00	0.00	0.00	0.00
(e) ANY OTHERS (Specify)								
(i) DIRECTORS RELATIVES		0.00	0.00	0.00	0.00	0.00	0.00	0.00
(ii) GROUP COMPANIES		0.00	0.00	0.00	0.00	0.00	0.00	0.00
(iii) TRUSTS		0.00	0.00	0.00	0.00	0.00	0.00	0.00
SUB TOTAL (A)(1) :		16.00	13044332.00	13044332.00	50.76	50.76	10000000.00	76.66
2. FOREIGN								
(a) INDIVIDUAL		0.00	0.00	0.00	0.00	0.00	0.00	0.00
(b) BODIES CORPORATE		0.00	0.00	0.00	0.00	0.00	0.00	0.00
(c) INSTITUTIONS		0.00	0.00	0.00	0.00	0.00	0.00	0.00
(d) QUALIFIED FOREIGN INVESTOR		0.00	0.00	0.00	0.00	0.00	0.00	0.00



(e)	ANY OTHERS (Specify)	0.00	0.00	0.00	0.00	0.00	0.00	0.00	0.00	0.00	0.00	0.00	0.00
SUB TOTAL (A)(2) :		0.00	0.00	0.00	0.00	0.00	0.00	0.00	0.00	0.00	0.00	0.00	0.00
Total holding for Promoters and Promoter group (B) Public shareholding	(A)-(A)(1) + (A)(2)	16.00	13044332.00	13044332.00	13044332.00	50.76	10000000.00	50.76	10000000.00	50.76	10000000.00	76.66	
1. INSTITUTIONS													
(a)	MUTUAL FUNDS / UTI	12.00	2542531.00	2542531.00	2542531.00	9.89		9.89		9.89		0.00	0.00
(b)	FINANCIAL INSTITUTIONS / BANKS	0.00	0.00	0.00	0.00	0.00		0.00		0.00		0.00	0.00
(c)	CENTRAL / STATE GOVERNMENT(S)	0.00	0.00	0.00	0.00	0.00		0.00		0.00		0.00	0.00
(d)	VENTURE CAPITAL FUNDS	0.00	0.00	0.00	0.00	0.00		0.00		0.00		0.00	0.00
(e)	INSURANCE COMPANIES	0.00	0.00	0.00	0.00	0.00		0.00		0.00		0.00	0.00
(f)	FII'S	11.00	3821193.00	3821193.00	3821193.00	14.87		14.87		14.87		0.00	0.00
(g)	FOREIGN VENTURE CAPITAL INVESTORS	0.00	0.00	0.00	0.00	0.00		0.00		0.00		0.00	0.00
(h)	QUALIFIED FOREIGN INVESTOR	0.00	0.00	0.00	0.00	0.00		0.00		0.00		0.00	0.00
(i)	ANY OTHERS (Specify)	0.00	0.00	0.00	0.00	0.00		0.00		0.00		0.00	0.00
SUB TOTAL (B)(1) :		23.00	6363724.00	6363724.00	6363724.00	24.76		24.76		24.76		0.00	0.00
B 2. Non-institutions													
(a)	BODIES CORPORATE	257.00	3955237.00	3955237.00	3955237.00	15.39		15.39		15.39		0.00	0.00
(b)	INDIVIDUAL												
(i)	(CAPITAL UPTO TO Rs. 1 Lakh)	6732.00	1168473.00	1168473.00	1168462.00	4.55		4.55		4.55		0.00	0.00
(ii)	(CAPITAL GREATER THAN Rs. 1 Lakh)	14.00	425737.00	425737.00	425737.00	1.66		1.66		1.66		0.00	0.00
(c)	QUALIFIED FOREIGN INVESTOR	0.00	0.00	0.00	0.00	0.00		0.00		0.00		0.00	0.00
(d)	ANY OTHERS (Specify)												
(i)	TRUSTS	0.00	0.00	0.00	0.00	0.00		0.00		0.00		0.00	0.00
(ii)	CLEARING MEMBER	45.00	129616.00	129616.00	129616.00	0.50		0.50		0.50		0.00	0.00




SUPREME INFRASTRUCTURE INDIA LTD. 3 of 10

Supreme House, Plot No. 94/C, Pratap Gad, Opp. I.I.T. Main Gate, Powai, Mumbai - 400 076.  
Tel.: +91 22 6128 9700 • Fax : +91 22 6128 9711 • Website : www.supremeinfra.com

CIN : L74999MH1983PLC029752

(iii)	DIRECTORS RELATIVES	1.00	5.00	5.00	0.00	0.00	0.00	0.00	0.00	0.00	0.00	0.00
(iv)	EMPLOYEE	0.00	0.00	0.00	0.00	0.00	0.00	0.00	0.00	0.00	0.00	0.00
(v)	NON RESIDENT INDIANS (NRI)	144.00	611248.00	611248.00	2.38	2.38	0.00	0.00	0.00	0.00	0.00	0.00
(vi)	OVERSEAS BODIES CORPORATES	0.00	0.00	0.00	0.00	0.00	0.00	0.00	0.00	0.00	0.00	0.00
(vii)	UNCLAIMED SUSPENSE ACCOUNT	0.00	0.00	0.00	0.00	0.00	0.00	0.00	0.00	0.00	0.00	0.00
	SUB TOTAL (B)(2) :	7193.00	6290316.00	6290305.00	24.48	24.48	0.00	0.00	0.00	0.00	0.00	0.00
	Total Public Shareholding	7216.00	12654040.00	12654029.00	49.24	49.24	0.00	0.00	0.00	0.00	0.00	0.00
	Total (A) + (B) :	7232.00	25698372.00	25698361.00	100.00	100.00	10000000.00	10000000.00	10000000.00	10000000.00	10000000.00	38.91
(a)	SHARES HELD BY CUSTODIANS	0	0	0	0.0000	0.0000	0	0	0	0	0.00	0.00
(i)	Promoter and Promoter Group	0	0	0	0.0000	0.0000	0	0	0	0	0.00	0.00
(ii)	Public	0	0	0	0.0000	0.0000	0	0	0	0	0.00	0.00
	SUB TOTAL (C)(1) :	0	0	0	0.0000	0.0000	0	0	0	0	0.00	0.00
	Grand Total (A) + (B) + (C)	7232	25698372	25698361	100.0000	100.0000	10000000	10000000	10000000	10000000	10000000	38.91
	NOTES :	1) NAME, NUMBER OF SHARES HELD & PERCENTAGE OF ENTITIES / PERSONS HOLDING MORE THAN 1% OF THE TOTAL SHARES OF THE COMPANY IS AS PER ANNEXURE										
	Print Date :	09/04/2015 Page -1 of 1										



*[Handwritten signatures]*

SUPREME INFRASTRUCTURE INDIA LTD.


Supreme House, Plot No. 94/C, Pratap Gad, Opp. I.I.T. Main Gate, Powai, Mumbai - 400 076.  
Tel.: +91 22 6128 9700 • Fax : +91 22 6128 9711 • Website : www.supremeinfra.com

CIN : L74999MH1983PLC029752

40000

(I)(b) Statement showing holding of securities (including shares, warrants, convertible securities) of persons belonging to the category "PROMOTERS AND PROMOTER GROUP "


Sr.No	Name of the Shareholder	Details of shares held		Encumbered shares (*)			Details of warrants	Details of convertible securities	Total shares (including (XII))
		Number of shares held (III)	As a % of grand total (A)+(B)+(C) (IV)	No. (V)	As a percentage (VI)=(V)/(III)* 100	As a % of grand total (A)+(B)+(C) of sub-clause (I)(a) (VII)			
1.00	BHS HOUSING PRIVATE LIMITED	3350000.00	13.04	1350000.00	40.30	5.25			
2.00	BHAWANISHANKAR H SHARMA	2600000.00	10.12	2600000.00	100.00				
3.00	VIKAS BHAWANISHANKAR SHARMA	1800000.00	7.00	1800000.00	100.00	7.00			
4.00	VIKRAM BHAVANISHANKAR SHARMA	1700000.00	6.62	1700000.00	100.00	6.62			
5.00	BHAWANISHANKAR H SHARMA	869400.00	3.38	869400.00	100.00	3.38			
6.00	VIKRAM B SHARMA	700000.00	2.72	700000.00	100.00	2.72			
7.00	IRITA B SHARMA	425000.00	1.65	0.00	0.00	0.00			
8.00	VIKRAM BHAWANISHANKAR SHARMA	400000.00	1.56	400000.00	100.00	1.56			
9.00	BHAWANISHANKAR HARISHCHANDRA SHARMA	379600.00	1.48	379600.00	100.00	1.48			
10.00	VIKRAM B SHARMA	215832.00	0.84	101000.00	46.80	0.39			
11.00	BARKHA VIKRAM SHARMA	207000.00	0.81	0.00	0.00	0.00			
12.00	SHWETA V SHARMA	205000.00	0.80	0.00	0.00	0.00			
13.00	BHAWANISHANKAR HARISHCHANDRA SHARMA	100000.00	0.39	100000.00	100.00	0.39			
14.00	PHOOL KANWAR H SHARMA	90000.00	0.35	0.00	0.00	0.00			
15.00	IRITA B SHARMA	2000.00	0.01	0.00	0.00	0.00			
16.00	BARKHA VIKRAM SHARMA	500.00	0.00	0.00	0.00	0.00			
	TOTAL :	13044332.00	50.76	10000000.00	0.00	38.91			



5 of 10

SUPREME INFRASTRUCTURE INDIA LTD.

(l)(c)(i)	Statement showing holding of securities (including shares, warrants, convertible securities) of persons belonging to the category "Public" and holding more than 1% of the total number of shares.						
SR.NO	Name of the shareholder	Number of shares held	Shares as a percentage of total number of shares {i.e., Grand Total(A)+(B)+(C) indicated in Statement at para (l)(a) above}	Details of warrants Number of warrants held	As a % of total number of warrants of the same class	Details of convertible securities Number of convertible securities held	Total shares (including underlying shares assuming full conversion of warrants and convertible securities) as a % of diluted share capital
1.00	KITARA PIIN 1101	1650000.00	6.42	0	0	0	0
2.00	ICICI PRUDENTIAL INFRASTRUCTURE FUND	1260000.00	4.90	0	0	0	0
3.00	SUDARSHAN SECURITIES PRIVATE LIMITED	830000.00	3.23	0	0	0	0
4.00	EASTSPRING INVESTMENTS INDIA INFRASTRUCTURE EQUITY OPEN LIMITED	757056.00	2.95	0	0	0	0
5.00	KOTAK MAHINDRA (INTERNATIONAL) LIMITED	714344.00	2.78	0	0	0	0
6.00	AVIVA LIFE INSURANCE COMPANY INDIA LIMITED	600022.00	2.33	0	0	0	0
7.00	GYANMAY INVESTMENT ADVISORS LLP	450000.00	1.75	0	0	0	0
8.00	TATA AIA LIFE INSURANCE CO LTD-WHOLE LIFE MID CAP EQUITY FUND-ULIF 009 04/01/07 WLE 110	405000.00	1.58	0	0	0	0
9.00	SBI TAX ADVANTAGE FUND SERIES I	399980.00	1.56	0	0	0	0
10.00	SAMEER MAHENDRA SAMPAT	313235.00	1.22	0	0	0	0
11.00	NATIONAL WESTMINSTER BANK PLC AS TRUSTEE OF THE JUPITER INDIA FUND	300000.00	1.17	0	0	0	0
	TOTAL :	7679637.00	29.88	0	0	0	0





SUPREME INFRASTRUCTURE INDIA LTD.

6 of 10



(IX)(ii)	Statement showing holding of securities (including shares, warrants, convertible securities) of persons (together with PAC) belonging to the category "Public" and holding more than 5% of the total number of shares of the company	AS ON :	31/03/2015	Details of warrants	Number of warrants held	As a % total number of warrants of the same class	Number of convertible securities held	% w.r.t. total number of convertible securities of the same class	Total shares (including underlying shares assuming full conversion of warrants and convertible securities) as a % of diluted share capital
SR.NO	Name of the shareholder	Number of shares	Shares as a percentage of total number of shares {i.e., Grand Total (A)+(B)+(C) indicated in Statement at para (I)(a) above}	Details of warrants	Number of warrants held	As a % total number of warrants of the same class	Number of convertible securities held	% w.r.t. total number of convertible securities of the same class	Total shares (including underlying shares assuming full conversion of warrants and convertible securities) as a % of diluted share capital
1	KITARA PIIN 1101	1,650,000.00	6.420		6,420	0	0	0	
TOTAL :		1,650,000.00	6.420		6,420	0	0	0	



7 of 10

Statement Showing " LOCKED - IN - SHARES "				AS ON :	31/03/2015
(I)(d)	SR NO	NAME	Category	Shares	Per
	1.00	BHS HOUSING PRIVATE LIMITED	Promoter / Promoter Group	3350000.00	13.04
			TOTAL:	3350000.00	13.04

*(Handwritten mark)*



8 of 10



(II) (a) Statement Showing Details of Depository Receipts (DRs)

Unit :	SUPREME INFRASTRUCTURE INDIA LTD	As on Date :	31/03/2015
Sr.No.	Type of Outstanding DR (ADRs, GDRs, SDRs etc.)	No of Shares underlying outstanding DRs.	Shares underlying outstanding DRs as a Percentage of total number of shares (i.e Total (A)+ (B) + (C) Indicated in statement at para(I) (a) above)
	1 GDRs		
TOTAL :			NIL




9 of 10

SUPREME INFRASTRUCTURE INDIA LTD.

(II) (b) Statement showing Holding of Depository Receipts (DRs) where underlying shares are in excess of 1% of the total number of shares.

Sr.No.	Type of Outstanding DR (ADRs, GDRs, SDRs etc.)	No. of Shares underlying outstanding DRs.	Shares underlying outstanding DRs. as a Percentage of total number of shares (i.e Total (A)+(B)+(C) Indicated in Statement at Para (I) (a) above)
1			
<b>TOTAL :</b>		NIL	



10/01/07

SUPREME INFRASTRUCTURE INDIA LTD.