


(D)(a) Statement showing Shareholding Pattern

Name of the Company : TGB BANQUETS AND HOTELS LIMITED

Scrip Code, Name of the scrip, class of security : TGBHOTELS

As on Date : 31-Mar-2015

Partly paid-up shares	No. of partly paid-up shares	As a % of total no. of partly paid-up Shares	As a % of total no. of shares of the company
Held by promoter/promoter group	0	0	0
Held by public	0	0	0
Total	0	0	0
Outstanding convertible securities	No. of outstanding securities	As a % of total no. of outstanding convertible securities	As a % of total no. of shares of the company, assuming full conversion of the convertible securities
Held by promoter/promoter group	0	0	0
Held by public	0	0	0
Total	0	0	0
Warrants	No. of warrants	As a % of total no. of warrants	As a % of total no. of shares of the company, assuming full conversion of Warrants
Held by promoter/promoter group	0	0	0
Held by public	0	0	0
Total	0	0	0
Total paid-up capital of the company, assuming full conversion of warrants and convertible securities	29286400		



(I)(a) Statement showing Shareholding Pattern

Sr. no.	Category of shareholder	Number of shareholders	Total number of shares	Number of shares held in dematerialized form	Total shareholding as a percentage of total number of shares		Shares Pledged or otherwise encumbered	
					As a percentage of (A+B) ¹ (VI)	As a percentage of (A+B+C) (VII)	Number of shares (VIII)	As a percentage (IX) = (VIII) / (IV) * 100
(I)	(II)	(III)	(IV)	(V)	(VI)	(VII)	(VIII)	(IX)
(A)	Promoter and Promoter Group²							
(1)	Indian							
(a)	Individuals/Hindu Undivided Family	7	8139815	8139815	27.79	27.79	3828500	47.03
(b)	Central Government/State Government(s)	0	0	0	0.00	0.00	0	0
(c)	Bodies Corporate	1	423000	423000	1.44	1.44	423000	100.00
(d)	Financial Institutions/Banks	0	0	0	0.00	0.00	0	0
(e)	Any Other (Total)	10	2813925	2813925	9.61	9.61	514567	18.29
(e1)	Director's relatives	10	2813925	2813925	9.61	9.61	514567	18.29
	Sub-Total (A)(1)	18	11376740	11376740	38.85	38.85	4766067	41.89
(2)	Foreign							
(a)	Individuals (Non-Resident Individuals/Foreign Individuals)	0	0	0	0.00	0.00	0	0.00
(b)	Bodies Corporate	0	0	0	0.00	0.00	0	0.00
(c)	Institutions	0	0	0	0.00	0.00	0	0.00
(d)	Qualified Foreign Investor	0	0	0	0.00	0.00	0	0.00
(e)	Any Other (Total)	0	0	0	0.00	0.00	0	0.00
	Sub-Total (A)(2)	0	0	0	0.00	0.00	0	0.00
	Total Shareholding of Promoter and Promoter Group (A)= (A)(1)+(A)(2)	18	11376740	11376740	38.85	38.85	4766067	41.89
(B)	Public shareholding³							
(1)	Institutions							
(a)	Mutual Funds/UTI	0	0	0	0.00	0.00	N.A.	N.A.
(b)	Financial Institutions/Banks	0	0	0	0.00	0.00	N.A.	N.A.
(c)	Central Government/State Government(s)	0	0	0	0.00	0.00	N.A.	N.A.

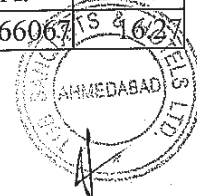


(d)	Venture Capital Funds	0	0	0	0.00	0.00	N.A.	N.A.
(e)	Insurance Companies	0	0	0	0.00	0.00	N.A.	N.A.
(f)	Foreign Institutional Investors	1	185054	185054	0.63	0.63	N.A.	N.A.
(g)	Foreign Venture Capital Investors	0	0	0	0.00	0.00	N.A.	N.A.
(h)	Qualified Foreign Investor	0	0	0	0.00	0.00	N.A.	N.A.
(i)	Any Other (Total)	0	0	0	0.00	0.00	N.A.	N.A.
	Sub-Total (B)(1)	1	185054	185054	0.63	0.63	N.A.	N.A.
(2)	Non-institutions							
(a)	Bodies Corporate	157	10493968	10493968	35.83	35.83	N.A.	N.A.
(b)	Individuals - i. Individual Shareholders Holding Nominal Share Capital Up To >Rs. 1 Lakh.	3315	1244364	1244359	4.25	4.25	N.A.	N.A.
	Individuals - ii. Individual Shareholders Holding Nominal Share Capital In Excess Of Rs. 1 Lakh	46	4495351	4495351	15.35	15.35	N.A.	N.A.
(c)	Qualified Foreign Investor	0	0	0	0.00	0.00	N.A.	N.A.
(d)	Any Other (Total)	180	1490923	1490923	5.09	5.09	N.A.	N.A.
(d1)	Clearing Members	152	731118	731118	2.50	2.50	N.A.	N.A.
(d2)	Foreign Nationals - NRI Non repat	4	541593	541593	1.85	1.85	N.A.	N.A.
(d3)	Foreign Nationals -NRI Repat	22	23212	23212	0.08	0.08	N.A.	N.A.
(d4)	Foreign Portfolio Investor (Corp)	2	195000	195000	0.67	0.67	N.A.	N.A.
	Sub-Total (B)(2)	3698	17724606	17724601	60.52	60.52	N.A.	N.A.
	Total Public Shareholding (B)= (B)(1)+(B)(2)	3699	17909660	17909655	61.15	61.15	N.A.	N.A.
	TOTAL (A)+(B)	3717	29286400	29286395	100.00	100.00	4766067	16.27
(C)	Shares held by Custodians and against which Depository Receipts have been issued	0	0	0	N.A.	0.00	N.A.	N.A.
C1	Promoter and Promoter Group	0	0	0	N.A.	0.00	N.A.	N.A.
C2	Public	0	0	0	N.A.	0.00	N.A.	N.A.
	GRAND TOTAL (A)+(B)+(C)	3717	29286400	29286395	N.A.	100.00	4766067	16.27

¹For determining public shareholding for the purpose of Clause 40A.

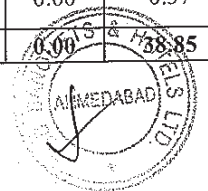
²For definitions of "Promoter" and "Promoter Group", refer to Clause 40A.

³For definitions of "Public Shareholding", refer to Clause 40A.




(D)(b) Statement showing Shareholding of persons belonging to the category "Promoter and Promoter Group"

Sr. No. (I)	Name of the shareholder (II)	PAN of the Shareholder (III)	Total Shares held		Shares pledged or otherwise encumbered			Details of warrants		Details of convertible securities		Total shares (including underlying shares assuming full conversion of warrants and convertible securities) as a % of diluted share capital (XIII)
			Number (IV)	as a % of grand total (A) + (B) + (C) (V)	Number (VI)	as a percent age (VII) = (VI) / (IV) * 100	as a % of grand total (A) + (B) + (C) of sub-clause (I)(a) (VIII)	Number of warrants held (XI)	As a % total number of warrants of the same class (X)	Number of convertible securities held (XI)	As a % total number of convertible securities of the same class (XII)	
1	NARENDRA GURMUKHDAS SOMANI	AGSPS6052Q	5963165	20.36	2445500	41.01	8.35	0	0.00	0	0.00	20.36
2	DEVANAND GURMUKHDAS SOMANI	AEXPS4820B	909800	3.11	673000	73.97	2.30	0	0.00	0	0.00	3.11
3	HEMANT GURMUKHDAS SOMANI	AJUPS3764N	775350	2.65	710000	91.57	2.42	0	0.00	0	0.00	2.65
4	SUNITABEN NARENDRABHAI SOMANI	AIQPS5317Q	519000	1.77	504317	97.17	1.72	0	0.00	0	0.00	1.77
5	RAMESH K MOTIANI	ABAPM7120L	491500	1.68	0	0.00	0.00	0	0.00	0	0.00	1.68
6	INDRAKUMAR KISHANCHAND MOTIANI	ABOPM4787H	486000	1.66	0	0.00	0.00	0	0.00	0	0.00	1.66
7	SURESH KISHANCHAND MOTIANI	ABAPM1797R	444000	1.52	0	0.00	0.00	0	0.00	0	0.00	1.52
8	GIRDHARI KISHANCHAND MOTIANI	ABAPM7119F	441500	1.51	0	0.00	0.00	0	0.00	0	0.00	1.51
9	RAJESH RAMESHBHAI MOTIANI	ABOPM4807E	337741	1.15	0	0.00	0.00	0	0.00	0	0.00	1.15
10	BHAGWATI CATERERS PRIVATE LIMITED	AAACB7838E	423000	1.44	423000	100.00	1.44	0	0.00	0	0.00	1.44
11	MUKESH RAMAESHBHAI MOTIANI	ABLPM8867B	252484	0.86	250	0.10	0.00	0	0.00	0	0.00	0.86
12	HARSHITABEN DEVANAND SOMANI	AFXPS4803H	166600	0.57	0	0.00	0.00	0	0.00	0	0.00	0.57
13	NEETA HEMANT SOMANI	BBKPS5665R	166600	0.57	10000	6.00	0.03	0	0.00	0	0.00	0.57
TOTAL			11376740	38.85	4766067	41.89	16.27	0	0.00	0	0.00	38.85



D)(c) Statement showing Shareholding of persons belonging to the category "Public" and holding more than 1% of the total number of shares

Sr. No.	Name of the shareholder	PAN of the Shareholder	Number of shares	Shares as a percentage of total number of shares (i.e., Grand Total (A)+(B)+(C) indicated in Statement at para (I)(a) above}	Details of warrants		Details of convertible securities		Total shares (including underlying shares assuming full conversion of warrants and convertible securities) as a % of diluted
					Number of warrants held	As a % total number of warrants of the same class	Number of convertible securities held	% w.r.t total number of convertible securities of the same class	
1	RAJSHAH ENTERPRISE PRIVATE LIMITED	AACCR9569C	2721244	9.29		0.00	0	0.00	9.29
2	PRUDENT FINTRADE PRIVATE LIMITED		1070000	3.65		0.00	0	0.00	3.65
3	PRITI EXIM PRIVATE LIMITED		549902	1.88		0.00	0	0.00	1.88
4	KAMLESH SEVARAM PANJABI		537000	1.83		0.00	0	0.00	1.83
5	BRILLIANT ADVISORY SERVICES PVT. LTD.		500252	1.71		0.00	0	0.00	1.71
6	KASHIBA FINANCE PRIVATE LIMITED		317594	1.08		0.00	0	0.00	1.08
7	SHRIRAM CREDIT COMPANY LIMITED		2591525	8.85		0.00	0	0.00	8.85
8	KIFS FINANCIAL SERVICES LTD		325000	1.11		0.00	0	0.00	1.11
9	SANJAY C. AGRAWAL		2500000	8.54		0	0	0	8.54
	TOTAL		11112517	37.94		0.00	0	0.00	37.94



D(c) Statement showing Shareholding of persons belonging to the category "Public" and holding more than 5% of the total number of shares


Sr. No.	Name of the shareholder	PAN of the Shareholder	Number of shares	Shares as a percentage of total number of shares {i.e., Grand Total (A)+(B)+(C) indicated in Statement at para (I)(a) above}	Details of warrants		Details of convertible securities		Total shares (including underlying shares assuming full conversion of warrants and convertible securities) as a % of diluted
					Number of warrants held	As a % total number of warrants of the same class	Number of convertible securities held	% w.r.t total number of convertible securities of the same class	
1	RAJSHAH ENTERPRISE PRIVATE LIMITED	AACCR9569C	2721244	9.29	0	0.00	0	0.00	9.29
2	SANJAY C AGARWAL		2500000	8.54	0	0.00	0	0.00	8.54
3	SHRIRAM CREDIT COMPANY LIMITED		2591525	8.85	0	0	0	0	8.85
	TOTAL		7812769	26.68	0	0.00	0	0.00	26.68

(I)(d) Statement showing details of locked-in shares

Sr. No.	Name of the shareholder	PAN of the Shareholder	Number of locked-in shares	Locked-in shares as a percentage of total number of shares {i.e., Grand Total (A)+(B)+(C) indicated in Statement at para (I)(a) above}
1	Nil		0	0.00
	TOTAL		0	0.00

(II)(a) Statement showing details of Depository Receipts (DRs)

Sr. No.	Type of outstanding DR (ADRs, GDRs, SDRs, etc.)	Number of outstanding DRs	Number of shares underlying outstanding DRs	Shares underlying outstanding DRs as a percentage of total number of shares {i.e., Grand Total (A)+(B)+(C) indicated in Statement at para (I)(a) above}
	TOTAL	0	0	0.00




(II)(b) Statement showing holding of Depository Receipts (DRs), where underlying shares held by 'promoter/promoter group' are in excess of 1% of the total number of shares

Sr. No.	Name of the DR Holder	Type of outstanding DR (ADRs, GDRs, SDRs, etc.)	Number of shares underlying outstanding DRs	Shares underlying outstanding DRs as a percentage of total number of shares {i.e., Grand Total (A)+(B)+(C) indicated in Statement at para (I)(a) above}
		TOTAL	0	0.00

(III) (a) Statement showing the voting pattern of shareholders, if more than one class of shares/securities is issued by the issuer.

Sr. no. (I)	Category of shareholder (II)	Number of Voting Rights held in each class of securities			Total Voting Rights (III+IV+V) (VI)	Total Voting Rights i.e. (VI)	
		Class X (III)	Class Y (IV)	Class Z (V)		As a percentage of (A+B) (VII)	As a percentage of (A+B+C) (VIII)
(A)	Promoter and Promoter Group²						
(1)	Indian						
(a)	Individuals/Hindu Undivided Family	0	0	0	0	0.00	0.00
(b)	Central Government/State Government(s)	0	0	0	0	0.00	0.00
(c)	Bodies Corporate	0	0	0	0	0.00	0.00
(d)	Financial Institutions/Banks	0	0	0	0	0.00	0.00
(e)	Any Other (Total)	0	0	0	0	0.00	0.00
	Sub-Total (A)(1)	0	0	0	0	0.00	0.00
(2)	Foreign						
(a)	Individuals (Non-Resident Individuals/Foreign Individuals)	0	0	0	0	0.00	0.00
(b)	Bodies Corporate	0	0	0	0	0.00	0.00
(c)	Institutions	0	0	0	0	0.00	0.00
(d)	Qualified Foreign Investor	0	0	0	0	0.00	0.00
(e)	Any Other (Total)	0	0	0	0	0.00	0.00
	Sub-Total (A)(2)	0	0	0	0	0.00	0.00
	Total Shareholding of Promoter and Promoter Group (A)= (A)(1)+(A)(2)	0	0	0	0	0.00	0.00
(B)	Public shareholding						
(1)	Institutions						
(a)	Mutual Funds/UTI	0	0	0	0	0.00	0.00
(b)	Financial Institutions/Banks	0	0	0	0	0.00	0.00
(c)	Central Government/State	0	0	0	0	0.00	0.00



	Government(s)						
(d)	Venture Capital Funds	0	0	0	0	0.00	0.00
(e)	Insurance Companies	0	0	0	0	0.00	0.00
(f)	Foreign Institutional Investors	0	0	0	0	0.00	0.00
(g)	Foreign Venture Capital Investors	0	0	0	0	0.00	0.00
(h)	Qualified Foreign Investor	0	0	0	0	0.00	0.00
(h)	Any Other (Total)	0	0	0	0	0.00	0.00
	Sub-Total (B)(1)	0	0	0	0	0.00	0.00
(2)	Non-institutions						
(a)	Bodies Corporate	0	0	0	0	0.00	0.00
(b)	Individuals - i. Individual Shareholders Holding Nominal Share Capital Up To >Rs. 1 Lakh.	0	0	0	0	0.00	0.00
	Individuals - ii. Individual Shareholders Holding Nominal Share Capital In Excess Of Rs. 1 Lakh	0	0	0	0	0.00	0.00
(c)	Qualified Foreign Investor	0	0	0	0	0.00	0.00
(d)	Any Other (Total)	0	0	0	0	0.00	0.00
	Sub-Total (B)(2)	0	0	0	0	0.00	0.00
	Total Public Shareholding (B)= (B)(1)+(B)(2)	0	0	0	0	0.00	0.00
	TOTAL (A)+(B)	0	0	0	0	0.00	0.00
(C)	Shares held by Custodians and against which Depository Receipts have been issued	0	0	0	0	0.00	0.00
C1	Promoter and Promoter Group	0	0	0	0	0	0
C2	Public	0	0	0	0	0	0
	GRAND TOTAL (A)+(B)+(C)	0	0	0	0	0.00	0.00

