

Introductory sub-table (I)(a)

Name of the Company: TRANSPEK INDUSTRY LIMITED			
Scrip Code, Name of the scrip, class of security: 506687, TRANSPEK INDUSTRY LIMITED, EQUITY			
Quarter ended: 31ST MARCH, 2015			
Partly paid-up shares:-			
	No. of partly paid-up shares	As a % of total no. of partly paid-up shares	As a % of total no. of shares of the company
Held by promoter/promoter group		0	0
Held by public		0	0
Total	0	0	0
Outstanding convertible securities:-			
	No. of outstanding securities	As a % of total no. of outstanding convertible securities	As a % of total no. of shares of the company, assuming full conversion of the convertible securities
Held by promoter/promoter group		0	0
Held by public		0	0
Total	0	0	0
Warrants:-			
	No. of warrants	As a % of total no. of warrants	As a % of total no. of shares of the company, assuming full conversion of warrants
Held by promoter/promoter group		0	0
Held by public		0	0
Total	0	0	0
Total paid-up capital of the company, assuming full conversion of warrants and convertible securities			
	5872040	0	0


ANAS



Statement Showing Shareholding Pattern as on 31.03.2015


Category code	Category of Shareholder	Number of Shareholders	Table (I)(a)		Total shareholding as a percentage of total number of shares		Shares Pledged or otherwise encumbered		
			Total number of shares	Number of shares held in dematerialized form	As a percentage of (A+B) ¹	As a percentage of (A+B+C)	Number of shares	As a percentage	
			(IV)	(V)	(VI)	(VII)	(VIII)	(IX)= (VIII)/(IV)*100	
(I)	(II)	(III)	(IV)	(V)	(VI)	(VII)	(VIII)	(IX)= (VIII)/(IV)*100	
(A)	Shareholding of Promoter and Promoter								
1	Indian								
(a)	Individuals/ Hindu Undivided Family	24	988308	988308	16.83	16.83	0	0.00	
(b)	Central Government/ State Government(s)	0	0	0	0.00	0.00	0	0.00	
(c)	Bodies Corporate	14	1531831	1531831	26.09	26.09	0	0.00	
(d)	Financial Institutions/ Banks				0.00	0.00	0	0.00	
(e)	Any Others(Specify)				0.00	0.00	0	0.00	
(e-i)					0.00	0.00	0	0.00	
(e-ii)					0.00	0.00	0	0.00	
	Sub Total(A)(1)	38	2520139	2520139	42.92	42.92	0	0.00	
2	Foreign								
a	Individuals (Non-Residents Individuals/ Foreign Individuals)				0.00	0.00	0	0.00	
b	Bodies Corporate				0.00	0.00	0	0.00	
c	Institutions				0.00	0.00	0	0.00	
d	Qualified Foreign Investor				0.00	0.00	0	0.00	
e	Any Others(Specify)				0.00	0.00	0	0.00	
e-i	Directors & their Relatives	3	11710	11710	0.20	0.20	0	0.00	
	Sub Total(A)(2)	3	11710	11710	0.20	0.20	0	0.00	
	Total Shareholding of Promoter and	41	2531849	2531849	43.12	43.12	0	0.00	
(B)	Public shareholding								
1	Institutions								
(a)	Mutual Funds/ UTI	3	2900	0	0.05	0.05	0	0.00	
(b)	Financial Institutions / Banks	12	2919	1313	0.05	0.05	0	0.00	
(c)	Central Government/ State Government(s)	0	0	0	0.00	0.00	0	0.00	
(d)	Venture Capital Funds	0	0	0	0.00	0.00	0	0.00	
(e)	Insurance Companies	2	244882	244882	4.17	4.17	0	0.00	
(f)	Foreign Institutional Investors	3	260300	260000	4.43	4.43	0	0.00	
(g)	Foreign Venture Capital Investors	33	256460	252500	4.37	4.37	0	0.00	
(h)	Qualified Foreign Investor				0.00	0.00	0	0.00	
(i)	Any Other (specify)				0.00	0.00	0	0.00	
	Sub-Total (B)(1)	53	767461	758695	13.07	13.07	0	0.00	
B 2	Non-institutions								
(a)	Bodies Corporate	94	551920	543490	9.40	9.40	0	0.00	
(b)	Individuals				0.00	0.00	0	0.00	
I	Individuals -i. Individual shareholders holding nominal share capital up to Rs 1 lakh	6676	1021103	806636	17.39	17.39	0	0.00	
II	ii. Individual shareholders holding nominal share capital in excess of Rs. 1 lakh.	12	555979	555979	9.47	9.47	0	0.00	
(c)	Qualified Foreign Investor				0.00	0.00	0	0.00	

ADWAS



(d)	Any Other (specify)				0.00	0.00	0	0.00
(d-i)	Clearing Members	19	162302	162302	2.76	2.76	0	0.00
(d-ii)	Others Shroffs Companies	2	3050	3000	0.05	0.05	0	0.00
(d-iii)	Office Bearers	259	56443	0	0.96	0.96	0	0.00
(d-iv)	Overses Body Corporate	1	120	0	0.00	0.00	0	0.00
(d-v)	Directors Relatives	47	146184	139494	2.49	2.49	0	0.00
(d-vi)	Other Shroff Family	7	75524	75274	1.29	1.29	0	0.00
(d-vii)	Other Directors	2	105	105	0.00	0.00	0	0.00
	Sub-Total (B)(2)	7119	2572730	2286280	43.81	43.81	0	0.00
(B)	Total Public Shareholding (B)= (B)(1)+(B)(2)	7172	3340191	3044975	56.88	56.88	0	0.00
	TOTAL (A)+(B)	7213	5872040	5576824	100.00	100.00	0	0.00
(C)	Shares held by Custodians and against which Depository Receipts have been issued							
1	Promoter and Promoter Group	0	0	0	0	0.00	0	0.00
2	Public	0	0	0	0	0.00	0	0.00
	Sub-Total (C)	0	0	0	0	0	0	0.00
	GRAND TOTAL (A)+(B)+(C)	7213	5872040	5576824	100.00	100.00	0	0.00

ASWAS.




(I)(b) Statement showing holding of securities (including shares, warrants, convertible securities) of persons belonging to the category "Promoter and Promoter Group"

Sr. No.	Name of the shareholder	Details of Shares held		Encumbered shares (*)			Details of warrant		Details of convertible securities		Total shares (including underlying shares assuming full conversion of warrants and convertible securities) as a % of diluted share capital
		Number of shares held	As a % of grand total (A)+(B)+(C)	No.	As a percentage	As a % of grand total (A)+(B)+(C) of sub-clause (I)(a)	Number of warrants held	As a % total number of warrants of the same class	Number of convertible securities held	As a % total number of convertible securities of the same class	
(I)	(II)	(III)	(IV)	(V)	(VI)=(V)/(III)*100	(VII)	(VIII)	(IX)	(X)	(XI)	(XII)
1	KAMALJYOT INVESTMENTS LIMITED	615433	10.48		0.00	0.00	0	0.00		0.00	
2	SHRUTI ATUL SHROFF	305725	5.21		0.00	0.00		0.00		0.00	
3	UTKARSH GLOBAL HOLDINGS PRIVATE LIMITED	543367	9.25		0.00	0.00		0.00		0.00	
4	ATUL GOVINDJI SHROFF	261190	4.45		0.00	0.00		0.00		0.00	
5	CHANDA KANTISEN SHROFF	89597	1.53		0.00	0.00		0.00		0.00	
6	TML INDUSTRIES LIMITED	87270	1.49		0.00	0.00		0.00		0.00	
7	VISHWA ATUL SHROFF	78386	1.33		0.00	0.00		0.00		0.00	
8	SHRODIP INVESTMENTS PVT. LTD.	72000	1.23		0.00	0.00		0.00		0.00	
9	MADISON INVESTMENTS PRIVATE LIMITED	73193	1.25		0.00	0.00		0.00		0.00	
10	UPL LIMITED	41150	0.70		0.00	0.00		0.00		0.00	
11	KANTISEN CHATURBHUI SHROFF	40690	0.69		0.00	0.00		0.00		0.00	
12	HYDERABAD CHEMICAL PRODUCTS LIMITED	40150	0.68		0.00	0.00		0.00		0.00	
13	CHETNA P SARAIYA	38966	0.66		0.00	0.00		0.00		0.00	
14	DIPESH KANTISEN SHROFF	37662	0.64		0.00	0.00		0.00		0.00	
15	SHALIL SHASHIKUMAR SHROFF	30867	0.53		0.00	0.00		0.00		0.00	
16	DIPKANTI INVESTMENTS AND FINANCING PVT. LTD.	30501	0.52		0.00	0.00		0.00		0.00	
17	PRITAMI INVESTMENTS PVT. LTD.	27004	0.46		0.00	0.00		0.00		0.00	
18	SHAILA SHASHIKUMAR SHROFF	22800	0.39		0.00	0.00		0.00		0.00	
19	ANSHUL AMRISH BHATIA	21659	0.37		0.00	0.00		0.00		0.00	
20	Dilipsinh G Bhatia	10800	0.18		0.00	0.00		0.00		0.00	
21	HRISHIT ASHWIN SHROFF	7086	0.12		0.00	0.00		0.00		0.00	
22	RAVI ASHWIN SHROFF	7086	0.12		0.00	0.00		0.00		0.00	
23	CHAITANYA DIPESH SHROFF	6746	0.11		0.00	0.00		0.00		0.00	
24	HIRAL TUSHAR DAYAL	6600	0.11		0.00	0.00		0.00		0.00	
25	CHINMAYI DIPESH SHROFF	6278	0.11		0.00	0.00		0.00		0.00	
26	KANTISEN CHATURBHAI SHROFF-HUF	6050	0.10		0.00	0.00		0.00		0.00	
27	USHA ASHWIN SHROFF	5532	0.09		0.00	0.00		0.00		0.00	
28	KIRIT VIDYASAGAR DAVE	4035	0.07		0.00	0.00		0.00		0.00	
29	TUSHAR CHARANDAS DAYAL	5005	0.09		0.00	0.00		0.00		0.00	
30	ASHWIN CHAMPRAJ SHROFF	3919	0.07		0.00	0.00		0.00		0.00	
31	PRAFUL MANILAL SARAIYA	2429	0.04		0.00	0.00		0.00		0.00	
32	HYDERABAD CHEMICALS LIMITED	1663	0.03		0.00	0.00		0.00		0.00	
33	SANDRA RAJU SHROFF	910	0.02		0.00	0.00		0.00		0.00	
34	PRAKHYATI INVESTMENTS AND FINANCE PVT LTD	100	0.00		0.00	0.00		0.00		0.00	
TOTAL		2531849	43.12	0	0	0	0	0	0	0	0

(*) The term "encumbrance" has the same meaning as assigned to it in regulation 28(3) of the SAST Regulations, 2011


Adyas.



(I)(c)(ii) Statement showing holding of securities (including shares, warrants, convertible securities) of persons (together with PAC) belonging to the category "Public" and holding more than 5% of the total number of shares of the company

Sr. No.	Name(s) of the shareholder(s) and the Persons Acting in Concert (PAC) with them	Number of shares	Shares as a percentage of total number of shares {i.e., Grand Total (A)+(B)+(C) indicated in Statement at para (I)(a) above}	Details of warrants		Details of convertible securities		Total shares (including underlying shares assuming full conversion of warrants and convertible securities) as a % of diluted share capital
				Number of warrants	As a % total number of warrants of the same class	Number of convertible securities held	% w.r.t total number of convertible securities of the same class	
1	FINQUEST SECURITIES PVT. LTD. - CLIENT BENEFICIARY A/C	505132	8.60		0		0	
2								
3								
4								
5								
6								
7								
8								
9								
10								
TOTAL		505132	8.60	0	0	0	0	0


ANVAS



(I)(d) Statement showing details of locked-in shares

Sr. No.	Name of the shareholder	Number of locked-in shares	Locked-in shares as a percentage of total number of shares (i.e., Grand Total (A)+(B)+(C) indicated in Statement at para (I)(a) above)
1			0.00
2			0.00
3			0.00
4			0.00
5			0.00
6			0.00
7			0.00
8			0.00
9			0.00
TOTAL		0	0.00

ASWAS



(II)(a) Statement showing details of Depository Receipts (DRs)

Sr. No.	Type of outstanding DR (ADRs, GDRs, SDRs, etc.)	Number of outstanding DRs	Number of shares underlying outstanding DRs	Shares underlying outstanding DRs as a percentage of total number of shares {i.e., Grand Total (A)+(B)+(C) indicated in Statement at para (I)(a) above}
1				0.00
2				0.00
3				0.00
4				0.00
5				0.00
6				0.00
7				0.00
8				0.00
9				0.00
TOTAL		0	0	0.00

ASWAS

