

## SHAREHOLDING PATTERN


(l)(a) Statement showing Shareholding Pattern

Name of the Company : UNIVERSAL CABLES LIMITED			
Scrip Code : 504212 (BSE) UNIVCABLES-EQ (NSE)	Name of the scrip : Equity		Quarter ended : 31st March, 2015
	Class of security : Equity		
Partly paid-up shares :-	No. of partly paid-up shares	As a % of total no. of partly paid-up shares	As a % of total no. of shares of the Company
Held by promoter/promoter group	N.A.	N.A.	N.A.
Held by Public	N.A.	N.A.	N.A.
<b>Total</b>			
Outstanding convertible Securities :-	No. of outstanding securities	As a % of total no. of outstanding convertible securities	As a % of total no. of shares of the company, assuming full conversion of the convertible securities
Held by promoter/promoter group	N.A.	N.A.	N.A.
Held by public	N.A.	N.A.	N.A.
<b>Total</b>			
Warrants :-	No. of warrants	As a % of total No. of warrants	As a % of total no. of shares of the company, assuming full conversion of warrants
Held by promoter/promoter group	N.A.	N.A.	N.A.
Held by public	N.A.	N.A.	N.A.
<b>Total</b>			
<b>Total paid-up capital of the company assuming full conversion of warrants and convertible securities</b>	<b>23130254</b>	<b>0%</b>	<b>100%</b>

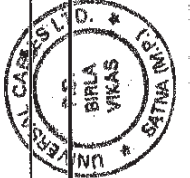


*(Handwritten Signature)*

Category Code	Category of shareholder	Number of shareholders	Total number of shares	Number of shares held in dematerialised form	Total shareholding as a percentage of total number of shares		Shares Pledged or otherwise encumbered						
					(III)	(IV)	(V)	(VI)	(VII)	(VIII)	(IX)=(VIII)/(IV)*100		
(I)	(II)												
(A)	Shareholding of Promoter and Promoter Group												
(1)	Indian												
(a)	Individuals/ Hindu Undivided Family	Nil	Nil	Nil	Nil	-	-	-	-	-	-	-	-
(b)	Central Government/State Government(s)	Nil	Nil	Nil	Nil	-	-	-	-	-	-	-	-
(c)	Bodies Corporate	22	12155664	11934666	11934666	52.55	52.55	-	-	-	-	-	-
(d)	Financial Institutions/Banks	Nil	Nil	Nil	Nil	-	-	-	-	-	-	-	-
(e)	Any other (specify)	Nil	Nil	Nil	Nil	-	-	-	-	-	-	-	-
	<b>Sub-Total (A)(1)</b>	<b>22</b>	<b>12155664</b>	<b>11934666</b>	<b>11934666</b>	<b>52.55</b>	<b>52.55</b>	<b>Nil</b>	<b>Nil</b>	<b>52.55</b>	<b>Nil</b>	<b>Nil</b>	<b>Nil</b>
(2)	Foreign												
(a)	Individuals (Non-Resident Individuals/ Foreign Individuals)	Nil	Nil	Nil	Nil	-	-	-	-	-	-	-	-
(b)	Bodies Corporate	Nil	Nil	Nil	Nil	-	-	-	-	-	-	-	-
(c)	Institutions	Nil	Nil	Nil	Nil	-	-	-	-	-	-	-	-
(d)	Qualified Foreign Investor	Nil	Nil	Nil	Nil	-	-	-	-	-	-	-	-
(e)	Any other (specify)	Nil	Nil	Nil	Nil	-	-	-	-	-	-	-	-
	<b>Sub-Total (A) (2)</b>	<b>Nil</b>	<b>Nil</b>	<b>Nil</b>	<b>Nil</b>	<b>-</b>	<b>-</b>	<b>-</b>	<b>-</b>	<b>-</b>	<b>-</b>	<b>-</b>	<b>-</b>
	<b>Total Shareholding of Promoter and Promoter Group (A) = (A)(1)+(A)(2)</b>	<b>22</b>	<b>12155664</b>	<b>11934666</b>	<b>11934666</b>	<b>52.55</b>	<b>52.55</b>	<b>Nil</b>	<b>Nil</b>	<b>52.55</b>	<b>Nil</b>	<b>Nil</b>	<b>Nil</b>

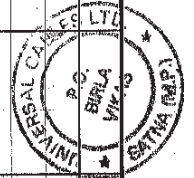


Category Code	Category of shareholder	Number of shareholders (III)	Total number of shares (IV)	Number of shares held in dematerialised form (V)	Total shareholding as a percentage of total number of shares		Shares Pledged or otherwise encumbered	
					As a percentage of (A+B)	As a percentage of (A+B+C)		
					(VI)	(VII)		
(I)	(II)	(III)	(IV)	(V)	(VI)	(VII)	(VIII)	(IX) = (VIII)/(IV)*100
(B)	Public Shareholding							
(1)	Institutions							
(a)	Mutual Funds/UTI	2	1200	50	0.01	0.01	N.A.	N.A.
(b)	Financial Institutions/Banks	13	119496	25113	0.52	0.52		
(c)	Central Government/State Government(s)	2	740	Nil	0.00	0.00		
(d)	Venture Capital Funds	Nil	Nil	Nil	-	-		
(e)	Insurance Companies	3	811752	810462	3.51	3.51		
(f)	Foreign Institutional Investors	1	500	Nil	-	-		
(g)	Foreign Venture Capital Investors	Nil	Nil	Nil	-	-		
(h)	Qualified Foreign Investor	Nil	Nil	Nil	-	-		
(i)	Any other (specify)	Nil	Nil	Nil	-	-		
	<b>Sub-Total (B)(1)</b>	<b>21</b>	<b>933688</b>	<b>835625</b>	<b>4.04</b>	<b>4.04</b>	<b>N.A.</b>	<b>N.A.</b>
(2)	Non-Institutions							
(a)	Bodies Corporate	237	2535133	2528015	10.96	10.96		
(b)	Individuals -							
	i) Individual shareholders holding nominal share capital upto Rs. 1 lakh	10332	3086058	2276611	13.34	13.34		
	ii) Individual shareholders holding nominal share capital in excess of Rs.1	44	2537049	2484612	10.97	10.97		
(c)	Qualified Foreign Investor	Nil	Nil	Nil	-	-		
(d)	Any other (specify)							
	i) Trusts & Societies	9	1760392	696280	7.61	7.61		
	ii) Foreign Bodies Corporate	Nil	Nil	Nil	-	-		
	iii) Foreign Nationals	181	55756	26126	0.24	0.24		
	iv) Clearing Members	35	66514	66514	0.29	0.29		
	<b>Sub-Total (B)(2)</b>	<b>10838</b>	<b>10040902</b>	<b>8078158</b>	<b>43.41</b>	<b>43.41</b>	<b>N.A.</b>	<b>N.A.</b>
	<b>Total Public Shareholding (B) = (B)(1)+(B)(2)</b>	<b>10859</b>	<b>10974590</b>	<b>8913783</b>	<b>47.45</b>	<b>47.45</b>	<b>N.A.</b>	<b>N.A.</b>
	<b>TOTAL (A) + (B)</b>	<b>10881</b>	<b>23130254</b>	<b>20848449</b>	<b>100.00</b>	<b>100.00</b>	<b>N.A.</b>	<b>N.A.</b>
(C)	Shares held by Custodians and against which Depository Receipts have been issued	N.A.	N.A.	N.A.	N.A.	N.A.	N.A.	N.A.
(1)	Promoter and Promoter Group	-	-	-	-	-	-	-
(2)	Public	-	-	-	-	-	-	-
	<b>GRAND TOTAL (A)+(B)+(C)</b>	<b>10881</b>	<b>23130254</b>	<b>20848449</b>	<b>100%</b>	<b>100%</b>	<b>N.A.</b>	<b>N.A.</b>



## (I)(b) Statement showing holding of securities (including shares, warrants, convertible securities) of persons belonging to the category "Promoter and Promoter Group"

Sr. No.	Name of the Shareholder	Details of Shares held		Encumbered shares			Details of Warrants		Details of convertible Securities		Total shares (including underlying shares assuming full conversion of warrants and convertible securities) as % of diluted share capital (XII)
		No. of Shares	As a % of grand total (A)+(B)+(C)	No.	As a percentage	As a % of grand total (A)+(B)+(C) of sub-clause (I)(a)	Number of warrants held	As a % total number of warrants of the same class	Number of convertible securities held	As a % total number of convertible securities of the same class	
(I)	(II)	(III)	(IV)	(V)	(VI)= (V)/(III)*100	(VII)	(VIII)	(IX)	(X)	(XI)	(XII)
1	Vindhya Telelinks Ltd.	4394908	19.00	Nil	Nil	Nil					19.00
2	Vindhya Telelinks Ltd.	445000	1.92	Nil	Nil	Nil					1.92
3	The Punjab Produce & Trading Co. Pvt. Ltd.	2909970	12.58	Nil	Nil	Nil					12.58
4	The Punjab Produce & Trading Co. Pvt. Ltd.	158	0.00	Nil	Nil	Nil					0.00
5	Gwalior Webbing Co. Pvt. Ltd.	1688573	7.30	Nil	Nil	Nil					7.30
6	Birla Corporation Ltd.	468000	2.02	Nil	Nil	Nil					2.02
7	Trilochan Vyapaar Pvt. Ltd.	266431	1.15	Nil	Nil	Nil					1.15
8	East India Investment Co. Pvt. Ltd.	134166	0.58	Nil	Nil	Nil					0.58
9	East India Investment Co. Pvt. Ltd.	75205	0.33	Nil	Nil	Nil					0.33
10	Baroda Agents & Trading Co. Pvt. Ltd.	86574	0.37	Nil	Nil	Nil					0.37
11	Baroda Agents & Trading Co. Pvt. Ltd.	34384	0.15	Nil	Nil	Nil					0.15
12	Punjab Produce Holdings Ltd.	53224	0.23	Nil	Nil	Nil					0.23
13	Birla Ericsson Optical Ltd.	1107407	4.79	Nil	Nil	Nil					4.79
14	Express Diary Company Ltd.	125	0.00	Nil	Nil	Nil					0.00
15	Hindustan Gum & Chemicals Ltd.	100	0.00	Nil	Nil	Nil					0.00
16	Insilco Agents Ltd.	109710	0.47	Nil	Nil	Nil					0.47
17	August Agents Ltd.	71915	0.31	Nil	Nil	Nil					0.31
18	Laneseda Agents Ltd.	35000	0.15	Nil	Nil	Nil					0.15
19	Birla Financial Corporation Ltd.	205869	0.89	Nil	Nil	Nil					0.89
20	Mudra Fintrade Pvt. Ltd.	34615	0.15	Nil	Nil	Nil					0.15
21	Canberra Traders Pvt. Ltd.	34230	0.15	Nil	Nil	Nil					0.15
22	Baroda Agents & Trading Co. Pvt. Ltd.	100	0.00	Nil	Nil	Nil					0.00
	<b>TOTAL</b>	<b>12155664</b>	<b>52.55</b>								<b>52.55</b>



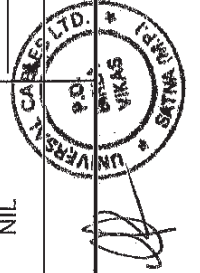
*(Handwritten signature)*

(l)(c)(i) Statement showing holding of securities (including shares, warrants, convertible securities) of persons belonging to the category "Public" and holding more than 1% of the total number of shares

Sr. No.	Name of the Shareholder	No. of shares held	Shares as a percentage of total number of shares {i.e. Grand Total (A)+(B)+(C) indicated in Statement at para (1)(a) above }	Details of warrants		Details of convertible securities		Total shares (including underlying shares assuming full conversion of warrants and convertible securities) as a % of diluted share capital
				Number of warrants held	As a % total number of warrants of the same class	Number of convertible securities held	% w.r.t. total number of convertible securities of the same class	
1	Hindustan Medical Institution	1064112	4.60					4.60
2	Mr. Radhey Shyam Agrawal	882014	3.73					3.73
3	Eastern India Educational Institution	645251	2.79					2.79
4	The Oriental Insurance Co. Ltd.	480462	2.08					2.08
5	Adonis Niryat Pvt. Ltd.	360620	1.56		→ NOT APPLICABLE ←			1.56
6	Bakliwal Fincom Pvt. Ltd	349133	1.51					1.51
7	The New India Assurance Co. Ltd.	330000	1.43					1.43
8	Raghvendra Mohita	326066	1.41					1.41
9	Sharda Builders & Promoters Pvt. Ltd.	295240	1.28					1.28
	<b>TOTAL</b>	<b>4712898</b>	<b>20.38</b>					<b>20.38</b>

(l)(c)(ii) Statement showing holding of securities (including shares, warrants, convertible securities) of persons (together with PAC) belonging to the category "Public" and holding more than 5% of the total number of shares of the company

Sr. No.	Name of the Shareholder	No. of shares held	Shares as a percentage of total number of shares {i.e. Grand Total (A)+(B)+(C) indicated in Statement at para (1)(a) above }	Details of warrants		Details of convertible securities		Total shares (including underlying shares assuming full conversion of warrants and convertible securities) as a % of diluted share capital
				Number of warrants held	As a % total number of warrants of the same class	Number of convertible securities held	% w.r.t. total number of convertible securities of the same class	
	NIL	NIL	NIL		→ NOT APPLICABLE ←			NIL
	<b>TOTAL</b>							



(I)(d) Statement showing details of locked-in shares

Sr. No.	Name of the Shareholder	No. of locked-in shares	Locked-in shares as a percentage of total number of shares {i.e., Grand Total (A)+(B)+(C) indicated in Statement at para (1)(a) above}
		NOT APPLICABLE	
	TOTAL		

(II)(a) Statement showing details of Depository Receipts (DRs)


Sr. No.	Type of outstanding DR (ADRs, GDRs, SDRs, etc.)	No. of outstanding DRs	Number of shares underlying outstanding DRs	Shares underlying outstanding DRs as a percentage of total number of shares {i.e., Grand Total (A)+(B)+(C) indicated in Statement at para (1)(a) above}
		NOT APPLICABLE		
	TOTAL			

(II)(b) Statement showing holding of Depository Receipts (DRs), where underlying shares held by 'promoter / promoter group' are in excess of 1% of the total number of shares

Sr. No.	Name of the DR Holder Type of Outstanding DR (ADRs, GDRs, SDRs etc.)	Number of shares underlying outstanding DRs	Shares underlying outstanding DRs as a percentage of total number of shares {i.e., Grand Total (A)+(B)+(C) indicated in Statement at para (1)(a) above}
		NOT APPLICABLE	
	TOTAL		

(III)(a) Statement showing the voting pattern of shareholders, if more than one class of shares/security is issued by the issuer

NOT APPLICABLE since only one class of shares i.e. Equity shares have been issued by the Company
--

For: Universal Cables Limited  
  
 Om Prakash Pandey  
 (Company Secretary)