


Introductory sub-table (i)(a)


Name of the Company: Usha Martin Education & Solutions Limited			
Scrip Code, Name of the scrip, class of security: 532398, Equity			
Quarter ended: 31st March, 2015			
Partly paid-up shares:-			
	No. of partly paid-up shares	As a % of total no. of partly paid-up shares	As a % of total no. of shares of the company
Held by promoter/promoter group	NA	NA	NA
Held by public	NA	NA	NA
	Total NA	NA	NA
Outstanding convertible securities: No. of outstanding securities			
	No. of outstanding securities	As a % of total no. of outstanding convertible securities	As a % of total no. of shares of the company, assuming full conversion of the convertible securities
Held by promoter/promoter group	NA	NA	NA
Held by public	NA	NA	NA
	Total NA	NA	NA
Warrants:-			
	No. of warrants	As a % of total no. of warrants	As a % of total no. of shares of the company, assuming full conversion of warrants
Held by promoter/promoter group	NA	NA	NA
Held by public	NA	NA	NA
	Total NA	NA	NA
Total paid-up capital of the company, assuming full conversion of warrants and convertible securities		26415811	




Statement Showing Shareholding Pattern								
Category code	Category of Shareholder	Number of Shareholders	Table (I)(a)		Total shareholding as a percentage of total number of shares		Shares Pledged or otherwise encumbered	
			Total number of shares	Number of shares held in dematerialized form	As a percentage of (A+B) ¹	As a percentage of (A+B+C)	Number of shares	As a percentage
(I)	(II)	(III)	(IV)	(V)	(VI)	(VII)	(VIII)	(IX) = (VIII)/(IV)*100
(A)	Shareholding of Promoter and Promoter							
1	Indian							
(a)	Individuals/ Hindu Undivided Family	15	489741	489741	1.99	1.85	0	0.00
(b)	Central Government/ State Government(s)	0	0	0	0.00	0.00	0	0.00
(c)	Bodies Corporate	4	8510364	8510364	34.57	32.22	0	0.00
(d)	Financial Institutions/ Banks	0	0	0	0.00	0.00	0	0.00
(e)	Any Others(Specify)	0	0	0	0.00	0.00	0	0.00
(e-i)		0	0	0	0.00	0.00	0	0.00
(e-ii)		0	0	0	0.00	0.00	0	0.00
	Sub Total(A)(1)	19	9000105	9000105	36.56	34.07	0	0.00
2	Foreign							
a	Individuals (Non-Residents Individuals/ Foreign Individuals)	0	0	0	0.00	0.00	0	0.00
b	Bodies Corporate	1	2388291	2388291	9.70	9.04	0	0.00
c	Institutions	0	0	0	0.00	0.00	0	0.00
d	Qualified Foreign Investor	0	0	0	0.00	0.00	0	0.00
e	Any Others(Specify)				0.00	0.00		0.00
e-i					0.00	0.00		0.00
e-ii								



	Sub Total(A)(2)	1	2388291	2388291	9.70	9.04	0	0.00
	Total Shareholding of Promoter and	20	11388396	11388396	46.26	43.11	0	0.00
	(B) Public shareholding							
	1 Institutions							
	(a) Mutual Funds/ UTI	6	1634	1101	0.01	0.01		
	(b) Financial Institutions / Banks	24	5973	2921	0.02	0.02		
	(c) Central Government/ State Government(s)	4	727	0	0.00	0.00		
	(d) Venture Capital Funds	0	0	0	0.00	0.00		
	(e) Insurance Companies	5	929862	929862	3.78	3.52		
	(f) Foreign Institutional Investors	6	1562889	1562190	6.35	5.92		
	(g) Foreign Venture Capital Investors	0	0	0	0.00	0.00		
	(h) Qualified Foreign Investor	0	0	0	0.00	0.00		
	(i) Any Other (specify)	0	0	0	0.00	0.00		
	(i-ii)	0	0	0	0.00	0.00		
	(i-ii)	0	0	0	0.00	0.00		
	Sub-Total (B)(1)	45	2501085	2496074	10.16	9.47		
	B 2 Non-institutions							
	(a) Bodies Corporate	476	1699694	1684613	6.90	6.43		
	(b) Individuals				0.00	0.00		
	I Individuals -i. Individual shareholders holding nominal share capital up to Rs 1 lakh	31131	7170188	6587064	29.13	27.14		
	II ii. Individual shareholders holding nominal share capital in excess of Rs. 1 lakh.	8	1508157	1508157	6.13	5.71		
	(c) Qualified Foreign Investor	0	0	0	0.00	0.00		
	(d) Any Other (specify)				0.00	0.00		
	(d-i) Trust & Foundations	2	98	98	0.00	0.00		
	(d-ii) Non Resident Individual	140	348738	339259	1.42	1.32		
	(d-iii) OCB	0	0	0	0.00	0.00		
	Sub-Total (B)(2)	31757	10726875	10119191	43.58	40.61		




(B)	Total Public Shareholding (B)= (B)(1)+(B)(2)	31802	13227960	12615265	53.74	50.08		
	TOTAL (A)+(B)	31822	24616356	24003661	100.00	93.19		
(C)	Shares held by Custodians and against which Depository Receipts have been issued							
1	Promoter and Promoter Group	0	0	0	0	0.00		0.00
2	Public	1	1799455	1799455	0	6.81		
	Sub-Total (C)	1	1799455	1799455		6.812037685		0
	GRAND TOTAL (A)+(B)+(C)	31823	26415811	25803116		100.00	0	0.00




(I)(b) Statement showing holding of securities (including shares, warrants, convertible securities) of persons belonging to the category "Promoter and Promoter Group"

Sr.	Name of the shareholder	Details of Shares held		Encumbered shares (*)			Details of warrants		Details of convertible securities		Total shares (including underlying shares assuming full conversion of warrants and convertible securities) as a % of diluted share capital
		Number of shares held	As a % of grand total (A)+(B)+(C)	No.	As a percentage	As a % of grand total (A)+(B)+(C) of sub-clause (I)(a)	Number of warrants held	As a % total number of warrants of the same class	Number of convertible securities held	As a % total number of convertible securities of the same class	
(I)	(II)	(III)	(IV)	(V)	(VI)=(V)/(III)*100	(VII)	(VIII)	(IX)	(X)	(XI)	(XII)
1	UMIL Share & Stock Broking Services Ltd	3075127	11.64	0	0.00	0.00	0	0	0	0	0
2	Peterhouse Investments India Limited	2968718	11.24	0	0.00	0.00	0	0	0	0	0
3	Peterhouse Investments Ltd	2388291	9.04	0	0.00	0.00	0	0	0	0	0
4	Prajeev Investments Limited	2057610	7.79	0	0.00	0.00	0	0	0	0	0
5	Usha Martin Ventures Ltd	408909	1.55	0	0.00	0.00	0	0	0	0	0
6	Basant Kumar Jhawar	158462	0.60	0	0.00	0.00	0	0	0	0	0



7	Prashant Jhavar	134220	0.51	0	0.00	0.00	0	0	0	0	0
8	Uma Devi Jhavar	52183	0.20	0	0.00	0.00	0	0	0	0	0
9	Rajeev Jhavar	36957	0.14	0	0.00	0.00	0	0	0	0	0
10	Anupama Jhavar	36466	0.14	0	0.00	0.00	0	0	0	0	0
11	Shanti Devi Jhavar	35065	0.13	0	0.00	0.00	0	0	0	0	0
12	Nidhi Rajgarhia	14219	0.05	0	0.00	0.00	0	0	0	0	0
13	Madhushree Goenka	7656	0.03	0	0.00	0.00	0	0	0	0	0
14	Akshay Goenka	4878	0.02	0	0.00	0.00	0	0	0	0	0
15	Susmita Jhavar	4736	0.02	0	0.00	0.00	0	0	0	0	0
16	Brij Kishore Jhavar	2973	0.11	0	0.00	0.00	0	0	0	0	0
17	Stuti Jhavar	666	0.00	0	0.00	0.00	0	0	0	0	0
18	Anupriya Jhavar	661	0.00	0	0.00	0.00	0	0	0	0	0
19	Apurv Jhavar	399	0.00	0	0.00	0.00	0	0	0	0	0
20	Biharilal Santhalia	200	0.00	0	0.00	0.00	0	0	0	0	0
TOTAL		11388396	43.11	0	0.00	0.00	0	0	0	0	0

(*) The term "encumbrance" has the same meaning as assigned to it in regulation 28(3) of the SAST Regulations, 2011




(f)(c)(i) Statement showing holding of securities (including shares, warrants, convertible securities) of persons belonging to the category "Public" and holding more than 1% of the total number of shares

Sr. No.	Name of the shareholder	Number of shares held	Shares as a percentage of total number of shares {i.e., Grand Total (A)+(B)+(C) indicated in Statement at para (I)(a) above}	Details of warrants		Details of convertible securities		Total shares (including underlying shares assuming full conversion of warrants and convertible securities) as a % of diluted share \ capital
				Number of warrants held	As a % total number of warrants of the same class	Number of convertible securities held	% w.r.t total number of convertible securities of the same class	
1	DEUTSCHE BANK TRUST COMPANY AMERICAS	1799455	6.81	0	0	0	0	0
2	ELARA INDIA OPPORTUNITIES FUND LIMITED	1277291	4.84	0	0	0	0	0
3	FOLLOWEL ENGINEERING LIMITED	468000	1.77	0	0	0	0	0
4	GENERAL INSURANCE CORPORATION OF INDIA	369295	1.40	0	0	0	0	0
5	FLM PARK FUND LIMITED	284899	1.08	0	0	0	0	0
TOTAL		4198940	15.90	0	0	0	0	0




(I)(c)(ii) Statement showing holding of securities (including shares, warrants, convertible securities) of persons (together with PAC) belonging to the category "Public" and holding more than 5% of the total number of shares of the company

Sr. No.	Name(s) of the shareholder(s) and the Persons Acting in Concert (PAC) with them	Number of shares	Shares as a percentage of total number of shares (i.e., Grand Total (A)+(B)+(C) indicated in Statement at para (I)(a) above)	Details of warrants		Details of convertible securities		Total shares (including underlying shares assuming full conversion of warrants and convertible securities) as a % of diluted share capital
				Number of warrants	As a % total number of warrants of the same class	Number of convertible securities held	% w.r.t total number of convertible securities of the same class	
1	DEUTSCHE BANK TRUST COMPANY AMERICAS	1799455	6.81	0	0	0	0	0
TOTAL		1799455	6.81	0	0	0	0	0



(I)(d) Statement showing details of locked-in shares

Sr. No.	Name of the shareholder	Number of locked-in shares	Locked-in shares as a percentage of total number of shares {i.e., Grand Total (A)+(B)+(C) indicated in Statement at para (I)(a) above}
1	Nirmala Birla	114	0.00
TOTAL		114	0.00



(II)(a) Statement showing details of Depository Receipts (DRs)

Sr. No.	Type of outstanding DR (ADRs, GDRs, SDRs, etc.)	Number of outstanding DRs	Number of shares underlying outstanding DRs	Shares underlying outstanding DRs as a percentage of total number of shares (i.e., Grand Total (A)+(B)+(C) indicated in Statement at para (I)(a) above)
1	Global Depository Receipts	1799455	1799455	6.81
TOTAL		1799455	1799455	6.81



(II)(b) Statement showing holding of Depository Receipts (DRs), where underlying shares held by "promoter/promoter group" are in excess of 1% of the total number of shares

Sr. No.	Name of the DR Holder	Type of outstanding DR (ADRs, GDRs, SDRs, etc.)	Number of shares underlying outstanding DRs	Shares underlying outstanding DRs as a percentage of total number of shares (i.e., Grand Total (A)+(B)+(C) indicated in Statement at para (I)(a) above)
1				0.00
2				0.00
3				0.00
4				0.00
5				0.00
6				0.00
7				0.00
8				0.00
9				0.00
TOTAL			0	0.00

