



Introductory sub-table (I)(a)			
Name of the Company: Vardhman Holdings Limited			
Script Code, Name of the scrip, class of security: VHL/500439			
Quarter ended: 31st March, 2015			
Partly paid-up shares:-	No. of partly paid-up shares	As a % of total no. of partly paid-up shares	As a % of total no. of shares of the company
Held by promoter/promoter group	NIL	N.A.	N.A.
Held by public	NIL	N.A.	N.A.
Total - D	NIL	N.A.	N.A.
Outstanding convertible securities:-	No. of outstanding securities	As a % of total no. of outstanding convertible securities	As a % of total no. of shares of the company, assuming full conversion of the convertible securities
Held by promoter/promoter group	NIL	N.A.	N.A.
Held by public	NIL	N.A.	N.A.
Total - E	NIL	N.A.	N.A.
Warrants:-	No. of warrants	As a % of total no. of warrants	As a % of total no. of shares of the company, assuming full conversion of warrants
Held by promoter/promoter group	NIL	N.A.	N.A.
Held by public	NIL	N.A.	N.A.
Total - F	NIL	N.A.	N.A.
Total paid-up capital of the company, assuming full conversion of warrants and convertible securities		3,191,536	

Statement Showing Shareholding Pattern

Category code	Category of Shareholder	Number of Shareholders	Table (I)(a)				Total shareholding as a percentage of total number of shares		Shares Pledged or otherwise encumbered	
			Total number of shares	Number of shares held in dematerialized form	As a percentage of (A+B) ¹	As a percentage of (A+B+C)	Number of shares	As a percentage		
			(IV)	(V)	(VI)	(VII)	(VIII)	(IX) = (VIII)/(IV)*100		
(I)	(II)	(III)								
(A)	Shareholding of Promoter and									
1	Indian									
(a)	Individuals/ Hindu Undivided Family	10	144,729	144,729	4.5348	4.5348	0	0		
(b)	Central Government/ State Government(s)	0	0	0	0	0	0	0		
(c)	Bodies Corporate	12	2,137,479	2,137,479	66.9734	66.9734	0	0		
(d)	Financial Institutions/ Banks	0	0	0	0	0	0	0		
(e)	Any Others(Specify)	1	108,233	108,233	3	3	0	0		
(e-i)	Limited Liability Partnership	23	2,390,441	2,390,441	74.8994	74.8994	0	0		0.00
	Sub Total(A)(1)									
2	Foreign									
a	Individuals (Non-Residents Individuals/ Foreign Individuals)	0	0	0	0	0	0	0		
b	Bodies Corporate	0	0	0	0	0	0	0		
c	Institutions	0	0	0	0	0	0	0		
d	Any Others(Specify)	0	0	0	0	0	0	0		
	Sub Total(A)(2)	0	0	0	0	0	0	0	0	0.00
	Total Shareholding of Promoter	23	2,390,441	2,390,441	74.8994	74.8994	0	0	0	0.00
(B)	Public shareholding									
1	Institutions									
(a)	Mutual Funds/ UTI	2	1,880	1,860	0.0589	0.0589	0	0		
(b)	Financial Institutions / Banks	9	33,911	32,431	1.0625	1.0625	0	0		
(c)	Central Government/ State Government(s)	0	0	0	0	0	0	0		
(d)	Venture Capital Funds	0	0	0	0	0	0	0		
(e)	Insurance Companies	0	0	0	0	0	0	0		
(f)	Foreign Institutional Investors	5	95,382	95,312	2.9886	2.9886	0	0		
(g)	Foreign Venture Capital Investors	0	0	0	0	0	0	0		
(h)	Any Other (specify)	0	0	0	0	0	0	0		
	Sub-Total (B)(1)	16	131,173	129,603	4.1100	4.1100	0	0	0	0.00



2	Non-institutions																		
(a)	Bodies Corporate		137	176,886	172,791	5.5423	5.5423	0	0										
(b)	Individuals																		
I	Individuals - i. Individual shareholders holding nominal share capital up to Rs 1 lakh		7,102	332,237	242,588	10.4099	10.4099	1576	1576										0.47
II	ii. Individual shareholders holding nominal share capital in excess of Rs. 1 lakh.		3	160,160	160,160	5.0183	5.0183	0	0										0
(c)	Any Other (specify)																		
(c-i)	Non-Resident Indians		19	629	487	0.0197	0.0197	0	0										0
(c-ii)	Trust		1	10	10	0.0003	0.0003	0	0										0
	Sub-Total (B)(2)		7,262	669,922	576,036	20.9900	20.9900	1576	1576										0.24
(B)	Total Public Shareholding (B)=(1)+(B)(2)		7,278	801,095	705,639	25.1006	25.1006	1576	1576										0.20
	TOTAL (A)+(B)		7,301	3,191,536	3,096,080	100.00	100.00	1576	1576										0.05
(C)	Shares held by Custodians and against which Depository Receipts have been issued																		
1	Promoter and Promoter Group		0	0	0	0	0	0	0										0
2	Public		0	0	0	0	0	0	0										0
	Sub-Total (C)		0	0	0	0	0	0	0										0
	GRAND TOTAL (A)+(B)+(C)		7,301	3,191,536	3,096,080	100	100.00	1,576	1,576										0.05



Sr.No	Notes
1	The information is as per the details provided by the Registrar and Transfer Agent for the quarter ended 31st March, 2015.
2	Mrs. Shakun Oswal, Mr. Sachit Jain, Mrs. Suchita Jain, Ms. Soumya Jain and Ms. Sagrika Jain have been included in the list of Promoters being relatives of the Promoter, Mr. S.P. Oswal.
3	Adinath Investment & Trading Company got converted into Adishwar Enterprises LLP w.e.f 5th June, 2014. However, the process of change in nomenclature of demat accounts of Adinath Investment & Trading Company is under process.
4	Shri Paul Oswal & Sons, HUF has undergone partition w.e.f 3rd May, 2014 and the shares of the Company held by it have been transferred to Mr. S.P. Oswal and Mrs. Suchita Jain.



"Statement showing holding of securities (including shares, warrants, convertible securities) of persons belonging to the category "Promoter and Promoter Group"												
Sr.	Name of the shareholder	Details of Shares held			Encumbered shares (*)			Details of warrants		Details of convertible securities		Total shares (including underlying shares assuming full conversion of warrants and convertible securities) as a % of diluted share capital
		No. of shares held	As a % of grand total (A)+(B)+(C)	No.	As a percentage	As a % of grand total (A)+(B)+(C) of sub-clause (i)(a)	Number of warrants held	As a % total number of warrants of the same class	Number of convertible securities held	As a % total number of convertible securities of the same class		
No.	(ii)	(iii)	(iv)	(v)	(vi)	(vii)	(viii)	(ix)	(x)	(xi)	(xii)	
1	Adinath Investment & trading Company	940,537	29.47	NIL	N/A	N/A	N/A	N/A	N/A	N/A	N/A	
2	Adishwar Enterprises LLP	108,233	3.39	NIL	N/A	N/A	N/A	N/A	N/A	N/A	N/A	
3	Devakar Investment & Trading Company Private Limited	806,353	25.27	NIL	N/A	N/A	N/A	N/A	N/A	N/A	N/A	
4	Flemingo Finance & Investment Company Limited	50,671	1.59	NIL	N/A	N/A	N/A	N/A	N/A	N/A	N/A	
5	Ankesh Investments Private Limited	11,698	0.37	NIL	N/A	N/A	N/A	N/A	N/A	N/A	N/A	
6	Marshall Investment and Trading Company Private Limited	22,331	0.70	NIL	N/A	N/A	N/A	N/A	N/A	N/A	N/A	
7	Ramaniya Finance and Investment Company Limited	29,343	0.92	NIL	N/A	N/A	N/A	N/A	N/A	N/A	N/A	
8	Santon Finance and Investment Company Limited	12,266	0.38	NIL	N/A	N/A	N/A	N/A	N/A	N/A	N/A	
9	Plaza Trading Company Private Limited	140	0.00	NIL	N/A	N/A	N/A	N/A	N/A	N/A	N/A	
10	Pradeep Mercantile Company Private Limited	249,072	7.80	NIL	N/A	N/A	N/A	N/A	N/A	N/A	N/A	
11	Srestha Holdings Limited	133	0.00	NIL	N/A	N/A	N/A	N/A	N/A	N/A	N/A	
12	Syracuse Investment & Trading Company Private Limited	4,603	0.14	NIL	N/A	N/A	N/A	N/A	N/A	N/A	N/A	
13	Mahavir Spinning Mills Private Limited	10,332	0.32	NIL	N/A	N/A	N/A	N/A	N/A	N/A	N/A	
14	Mr. S.P. Oswal	56,880	1.78	NIL	N/A	N/A	N/A	N/A	N/A	N/A	N/A	
15	Shakun Oswal	19,084	0.60	NIL	N/A	N/A	N/A	N/A	N/A	N/A	N/A	
16	Suchita Jain	28,416	0.89	NIL	N/A	N/A	N/A	N/A	N/A	N/A	N/A	
17	Sachit Jain	2,330	0.07	NIL	N/A	N/A	N/A	N/A	N/A	N/A	N/A	
18	Soumya Jain	80	0.00	NIL	N/A	N/A	N/A	N/A	N/A	N/A	N/A	
19	Sagrika Jain	40	0.00	NIL	N/A	N/A	N/A	N/A	N/A	N/A	N/A	
20	Eastern Trading Company	9,840	0.31	NIL	N/A	N/A	N/A	N/A	N/A	N/A	N/A	
21	Amber Syndicate	6,689	0.21	NIL	N/A	N/A	N/A	N/A	N/A	N/A	N/A	
22	Northern Trading Company	13,760	0.43	NIL	N/A	N/A	N/A	N/A	N/A	N/A	N/A	
23	Paras Syndicate	7,610	0.24	NIL	N/A	N/A	N/A	N/A	N/A	N/A	N/A	
	TOTAL	2,390,441	74.90	0	0.00	0.00	0	0	0	0	0	



(*) The term "encumbrance" has the same meaning as assigned to it in regulation 28(3) of the SAST Regulations, 2011
 (**) Adinath Investment & Trading Company got converted into Adishwar Enterprises LLP w.e.f 5th June, 2014. However, the process of change in nomenclature of demat accounts of Adinath Investment & Trading Company is under process.

(***) Shri Paul Oswal & Sons, HUF has undergone partition w.e.f 3rd May, 2014 and the shares of the Company held by it have been transferred to Mr. S.P. Oswal and Mrs. Suchita Jain.

<u>(l)(c)(i) Statement showing holding of securities (including shares, warrants, convertible securities) of persons belonging to the category "Public" and holding more than 1% of the total number of shares.</u>						
Sr. No.	Name of the shareholder	Number of shares held	Shares as a percentage of total number of shares (i.e., Grand Total (A)+(B)+(C) indicated in Statement at para (l)(a) above)	Details of warrants		Total shares (including underlying shares assuming full conversion of warrants and convertible securities) as a % of diluted share capital
				Number of warrants held	As a % total number of warrants of the same class	
1	ANAND NARESHBHAI SHAH	61,448	1.93	N.A	N.A	N.A
2	ANIL KUMAR GOEL	65,712	2.06	N.A	N.A	N.A
3	BARING INDIA PRIVATE EQUITY FUND III INVESTMENT LIMITED	71,484	2.24	N.A	N.A	N.A
4	SEEMA GOEL	33,000	1.03	N.A	N.A	N.A
5	THE ORIENTAL INSURANCE COMPANY LIMITED	32,421	1.02	N.A	N.A	N.A
6	CD EQUIFINANCE PRIVATE LIMITED	131,251	4.11	N.A	N.A	N.A
	TOTAL	395,316	12.39	N.A	N.A	N.A



(I)(c)(ii) Statement showing holding of securities (including shares, warrants, convertible securities) of persons (together wit PAC) belonging to the category "Public" and holding more than 5% of the total number of shares of the company

Sr. No.	Name(s) of the shareholder(s) and the Persons Acting in Concert (PAC) with them	Number of shares	Shares as a percentage of total number of shares {i.e., Grand Total (A)+(B)+(C) indicated in Statement at para (I)(a) above}	Details of warrants		Details of convertible securities		Total shares (including underlying shares assuming full conversion of warrants and convertible securities) as a % of diluted share capital
				Number of warrants	As a % total number of warrants of the same class	Number of convertible securities held	% w.r.t total number of convertible securities of the same class	
1		-	-	-	-	-	-	-
TOTAL								




(1)(d) Statement showing details of locked-in shares

Sr. No.	Name of the shareholder	Number of locked-in shares	Locked-in shares as a percentage of total number of shares {i.e., Grand Total (A)+(B)+(C) indicated in Statement at para (1)(a) above}
1		-	-
TOTAL			



(II)(a) Statement showing details of Depository Receipts (DRs)

Sr. No.	Type of outstanding DR (ADRs, GDRs, SDRs, etc.)	Number of outstanding DRs	Number of shares underlying outstanding DRs	Shares underlying outstanding DRs as a percentage of total number of shares {i.e., Grand Total (A)+(B)+(C) indicated in Statement at para (I)(a) above}
1	-	-	-	-
TOTAL				



(II)(b) Statement showing holding of Depository Receipts (DRs), where underlying shares held by "promoter/promoter group" are in excess of 1% of the total number of shares.

Sr. No.	Name of the DR Holder	Type of outstanding DR (ADRs, GDRs, SDRs, etc.)	Number of shares underlying outstanding DRs	Shares underlying outstanding DRs as a percentage of total number of shares (i.e., Grand Total (A)+(B)+(C) indicated in Statement at para (I)(a) above)
1				
	TOTAL			

