




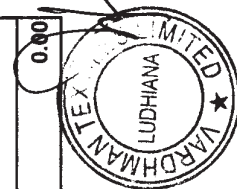
Introductory sub-table (I)(a)	
Name of the Company: Vardhman Textiles Limited	
Scrip Code, Name of the scrip, class of security: VTL/502986	
Quarter ended: 31st March, 2015	
Partly paid-up shares:-	As a % of total no. of shares of the company
No. of partly paid-up shares	As a % of total no. of partly paid-up shares
Held by promoter/promoter group	N.A.
Held by public	N.A.
Total	0 N.A.
Outstanding convertible securities:-	As a % of total no. of shares of the company, assuming full conversion of the convertible securities
No. of outstanding securities	As a % of total no. of outstanding convertible securities
Held by promoter/promoter group	N.A.
Held by public	N.A.
Total	0 N.A.
Warrants:-	As a % of total no. of shares of the company, assuming full conversion of warrants
No. of warrants	As a % of total no. of warrants
Held by promoter/promoter group	N.A.
Held by public	N.A.
Total	0 N.A.
Total paid-up capital of the company, assuming full conversion of warrants and convertible securities	63651879

Statement Showing Shareholding Pattern


Category Shareholder code	Category of Shareholder	Number of Shareholders	Total number of shares	Number of shares held in dematerialized form	Total shareholding as a percentage of total number of shares			Shares Pledged or otherwise encumbered
					As a percentage of(A+B) ¹ (VI)	As a percentage (A+B+C) (VII)	Number of shares (VIII)	
(I)	(II)	(III)	(IV)	(V)	(VI)	(VII)	(VIII)	(IX)= (VIII)/(IV)*100
(A)	Shareholding of Promoter and Promoter Group²							
1	Indian							
(a)	Individuals/ Hindu Undivided Family	11	1,461,658	1,461,658	2.30	2.30	0	0.00
(b)	Central Government/ State Government(s)	0	0	0	0.00	0.00	0	0.00
(c)	Bodies Corporate	13	37,013,302	37,013,302	58.15	58.15	0	0.00
(d)	Financial Institutions/ Banks	0	0	0	0.00	0.00	0	0.00
(e)	Any Others(Specify)	1	895,053	895,053	1.41	1.41	0	0.00
	Sub Total(A)(1)	25	39,370,013	39,370,013	61.85	61.85	0	0.00
2	Foreign							
a	Individuals (Non-Residents Individuals/ Foreign Individuals)	0	0	0	0.00	0.00	0	0.00
b	Bodies Corporate	0	0	0	0.00	0.00	0	0.00
c	Institutions	0	0	0	0.00	0.00	0	0.00
d	Qualified Foreign Investor	0	0	0	0.00	0.00	0	0.00
e	Any Others(Specify)	0	0	0	0.00	0.00	0	0.00
	Sub Total(A)(2)	0	0	0	0.00	0.00	0	0.00
	Total Shareholding of Promoter and Promoter Group (A)= (A)(1)+(A)(2)	25	39,370,013	39,370,013	61.85	61.85	0	0.00
(B)	Public shareholding							
1	Institutions							
(a)	Mutual Funds/ UTI	39	8,247,091	8,224,819	12.96	12.96	0	0.00



(b)	Financial Institutions / Banks	21	71,813	11,731	0.11	0.11							
(c)	Central Government/ State Government(s)	0	0	0	0.00	0.00							
(d)	Venture Capital Funds	0	0	0	0.00	0.00							
(e)	Insurance Companies	3	101,575	100,000	0.16	0.16							
(f)	Foreign Institutional Investors	68	6,528,745	6,520,051	10.26	10.26							
(g)	Foreign Venture Capital Investors	0	0	0	0.00	0.00							
(h)	Qualified Foreign Investor	0	0	0	0.00	0.00							
(i)	Any Other (specify)				0.00	0.00							
	Sub-Total (B)(1)	131	14,949,224	14,856,601	23.49	23.49							0.00
B 2	Non-institutions												
(a)	Bodies Corporate	554	708,287	663,161	1.11	1.11							
(b)	Individuals				0.00	0.00							
I	Individuals - i. Individual shareholders holding nominal share capital up to Rs 1 lakh	19,924	4,878,817	3,795,073	7.66	7.66							0.00
II	Individual shareholders holding nominal share capital in excess of Rs. 1 lakh.	58	1,932,058	1,910,368	3.04	3.04							0.00
(c)	Qualified Foreign Investor	0	0	0	0.00	0.00							0.00
(d)	Any Other (specify)				0.00	0.00							0.00
(d-i)	Non - Resident Indians (Repatriable)	196	145,884	144,604	0.23	0.23							0.00
(d-ii)	Non - Resident Indians (Non-Repatriable)	73	32,601	32,526	0.05	0.05							0.00
(d-iii)	Trusts	5	1,634,995	1,634,995	2.57	2.57							0.00
	Sub-Total (B)(2)	20810	9,332,642	8,180,727	14.66	14.66							0.00
(B)	Total Public Shareholding (B)= (B)(1)+(B)(2)	20,941	24,281,866	23,037,328	38.15	38.15							0.00
	TOTAL (A)+(B)	20,966	63,651,879	62,407,341	100.00	100.00							0.00
(C)	Shares held by Custodians and against which Depository Receipts have been issued												
1	Promoter and Promoter Group	0	0	0	0.00	0.00							0.00
2	Public	0	0	0	0.00	0.00							0.00
	Sub-Total (C)	0	0	0	0	0							0
	GRAND TOTAL (A)+(B)+(C)	20,966	63,651,879	62,407,341	100.00	100.00							0.00




Sr.No	Notes
1	Includes holding of Mrs. Shakun Oswal, Mrs. Suchita Jain, Ms. Soumya Jain and Ms. Sagarika Jain, being relatives of Promoter Mr. S.P. Oswal
2	Shri Paul Oswal & Sons, HUF has undergone partition w.e.f 3rd May, 2014 and the shares of the Company held by it have been transferred to Mr. S.P. Oswal and Mrs. Suchita Jain.
3	Adinath Investment & Trading Company got converted into Adishwar Enterprises LLP w.e.f 5th June, 2014. However, the process of change in nomenclature of demat accounts of Adinath Investment & Trading Company is under process.
4	
5	
6	
7	
8	
9	



(I)(b) Statement showing holding of securities (including shares, warrants, convertible securities) of persons belonging to the category "Promoter and Promoter Group"

Sr.	Name of the shareholder	Details of Shares held			Encumbered shares (*)			Details of warrants			Details of convertible securities		Total shares (including underlying shares assuming full conversion of warrants and convertible securities) as a % of diluted share capital
		Number of shares held	As a % of grand total (A)+(B)+(C)	No.	As a percentage (VI)=(V)/(III)*100	As a % of grand total (A)+(B)+(C) of sub-clause (I)(a)	Number of warrants held	As a % total number of warrants of the same class	Number of convertible securities held	As a % total number of convertible securities of the same class			
No.	(i)	(iii)	(iv)	(v)	(vi)	(vii)	(viii)	(ix)	(x)	(xi)	(xii)		
1	Adinath Investment & Trading Company	12,052,762	18.94	0	0.00	0.00	0	0	0	0	0		
2	Adishwar Enterprises LLP	895,953	1.41	0	0.00	0.00	0	0	0	0	0		
3	Flemingo Finance & Investment Company Limited	590,513	0.93	0	0.00	0.00	0	0	0	0	0		
4	Anklesh Investments (Private) Limited	357,501	0.56	0	0.00	0.00	0	0	0	0	0		
5	Marshall Investment and Trading Company Private Limited	545,516	0.86	0	0.00	0.00	0	0	0	0	0		
6	Ramaniya Finance and Investment Company Limited	470,046	0.74	0	0.00	0.00	0	0	0	0	0		
7	Santon Finance and Investment Company Limited	505,609	0.79	0	0.00	0.00	0	0	0	0	0		
8	Plaza Trading Company (Private) Limited	840	0.00	0	0.00	0.00	0	0	0	0	0		
9	Pradeep Mercantile Company (Private) Limited	103,782	0.16	0	0.00	0.00	0	0	0	0	0		
10	Srestha Holdings Limited	172,005	0.27	0	0.00	0.00	0	0	0	0	0		
11	Syracuse Investment & Trading Company (Private) Limited	27,615	0.04	0	0.00	0.00	0	0	0	0	0		
12	Mahavir Spinning Mills Private Limited	109,628	0.17	0	0.00	0.00	0	0	0	0	0		
13	Devakar Investment & Trading Company (Private) Limited	5,540,887	8.70	0	0.00	0.00	0	0	0	0	0		
14	Mr. S.P. Oswal	662,125	1.04	0	0.00	0.00	0	0	0	0	0		
15	Shakun Oswal	153,583	0.24	0	0.00	0.00	0	0	0	0	0		
16	Suchita Jain	270,818	0.43	0	0.00	0.00	0	0	0	0	0		
17	Sachit Jain	40,005	0.06	0	0.00	0.00	0	0	0	0	0		
18	Sourmya Jain	7,980	0.01	0	0.00	0.00	0	0	0	0	0		
19	Sagrika Jain	7,740	0.01	0	0.00	0.00	0	0	0	0	0		
20	Eastern Trading Company	59,040	0.09	0	0.00	0.00	0	0	0	0	0		
21	Ambar Syndicate	86,255	0.14	0	0.00	0.00	0	0	0	0	0		
22	Northern Trading Company	82,560	0.13	0	0.00	0.00	0	0	0	0	0		



23	Paras Syndicate	91,552	0.14	0	0.00	0.00	0	0	0	0
24	Vardhman Holdings Limited	15,402,598	24.20	0	0.00	0.00	0	0	0	0
25	VTL Investments Limited	1,134,000	1.78	0	0.00	0.00	0	0	0	0
TOTAL		39,370,013	61.85	0	0.00	0.00	0	0	0	0
(*) The term "encumbrance" has the same meaning as assigned to it in regulation 28(3) of the SAST Regulations, 2011										
Sr.No Notes										
1	Shri Paul Oswal & Sons, HUF has undergone partition w.e.f 3rd May, 2014 and the shares of the Company held by it have been transferred to Mr. S P. Oswal and Mrs. Suchita Jain.									
2	Adinath Investment & Trading Company got converted into Adishwar Enterprises LLP w.e.f 5th June, 2014. However, the process of change in nomenclature of demat accounts of Adinath Investment & Trading Company is under process.									



(D)(c)(i) Statement showing holding of securities (including shares, warrants, convertible securities) of persons belonging to the category "Public" and holding more than 1% of the total number of shares								
Sr. No.	Name of the shareholder	Number of shares held	Shares as a percentage of total number of shares {i.e., Grand Total (A)+(B)+(C) indicated in Statement at para (1)(a) above}	Details of warrants		Details of convertible securities		Total shares (including underlying shares assuming full conversion of warrants and convertible securities) as a % of diluted share capital
				Number of warrants held	As a % total number of warrants of the same class	Number of convertible securities held	% w.r.t total number of convertible securities of the same class	
1	IDFC Premier Equity Fund	3,952,000	6.21	0	0	0	0	0
2	Baring India Private Equity Fund III Listed Investments limited	2,002,936	3.15	0	0	0	0	0
3	ICICI Prudential Value Discovery Fund	943,820	1.48	0	0	0	0	0
4	Franklin Templeton Investment Funds	2,859,133	4.49	0	0	0	0	0
5	Mahavir Shares Trust	1,598,741	2.51	0	0	0	0	0
TOTAL		11,356,630	17.84	0	0	0	0	0




(D)(ii) Statement showing holding of securities (including shares, warrants, convertible securities) of persons (together with PAC) belonging to the category "Public" and holding more than 5% of the total number of shares of the company						
Sr. No.	Name(s) of the shareholder(s) and the Persons Acting in Concert (PAC) with them	Number of shares	Shares as a percentage of total number of shares {i.e., Grand Total (A)+(B)+(C) indicated in Statement at para (D)(a) above}	Details of warrants		Total shares (including underlying shares assuming full conversion of warrants and convertible securities) as a % of diluted share capital
				Number of warrants	As a % total number of warrants of the same class	
1	IDFC Premier Equity Fund	3,952,000	6.21		0	0
TOTAL		3952000	6.21	0	0	0




(I)(d) Statement showing details of locked-in shares

Sr. No.	Name of the shareholder	Number of locked-in shares	Locked-in shares as a percentage of total number of shares i.e., Grand Total (A)+(B)+(C) indicated in Statement at para (I)(a) above
1			0.00
2			0.00
3			0.00
4			0.00
5			0.00
6			0.00
7			0.00
8			0.00
9			0.00
TOTAL		0	0.00




(II)(a) Statement showing details of Depository Receipts (DRs)			
Sr. No.	Type of outstanding DR (ADRs, GDRs, SDRs, etc.)	Number of outstanding DRs	Number of shares underlying outstanding DRs
1			0.00
2			0.00
3			0.00
4			0.00
5			0.00
6			0.00
7			0.00
8			0.00
9			0.00
TOTAL			0
			0.00




(1)(b) Statement showing holding of Depository Receipts (DRs), where underlying shares held by "promoter/promoter group" are in excess of 1% of the total number of shares

Sr. No.	Name of the DR Holder	Type of outstanding DR (ADRs, GDRs, SDRs, etc.)	Number of shares underlying outstanding DRs	Shares underlying outstanding DRs as a percentage of total number of shares (i.e., Grand Total (A)+(B)+(C) indicated in Statement at para (1)(a) above)
1				0.00
2				0.00
3				0.00
4				0.00
5				0.00
6				0.00
7				0.00
8				0.00
9				0.00
TOTAL			0	0.00



Statement showing details of Depository Receipts (DRs)				
(II)(a)	Type of outstanding DR (ADRs, GDRs, SDRs, etc.)	Number of outstanding DRs	Number of shares underlying outstanding DRs	Shares underlying outstanding DRs as a percentage of total number of shares {i.e., Grand Total (A)+(B)+(C) indicated in Statement at para II(a) above}
1				0.00
2				0.00
3				0.00
4				0.00
5				0.00
6				0.00
7				0.00
8				0.00
9				0.00
TOTAL		0	0	0.00



(II)(b) Statement showing holding of Depository Receipts (DRs), where underlying shares held by "promoter/promoter group" are in excess of 1% of the total number of shares

Sr. No.	Name of the DR Holder	Type of outstanding DR (ADRs, GDRs, SDRs, etc.)	Number of shares underlying outstanding DRs	Shares underlying outstanding DRs as a percentage of total number of shares (i.e., Grand Total (A)+(B)+(C) indicated in Statement at para (I)(a) above)
1				0.00
2				0.00
3				0.00
4				0.00
5				0.00
6				0.00
7				0.00
8				0.00
9				0.00
TOTAL			0	0.00

