

Smartlink Network Systems Limited

Registered office : Plot No. L-7, Verna Industrial Estate , Verna, Goa - 403 722

PART I						
STATEMENT OF AUDITED / UNAUDITED RESULTS FOR THE QUARTER AND FOR THE YEAR ENDED 31st MARCH 2015						
(Rs. In lakhs)						
Sr. No.	Particulars	3 months ended 31.03.2015 (Audited) * Refer Note 4	Preceding 3 months ended 31.12.2014 (Unaudited)	Corresponding 3 month ended 31.03.2014 in the previous year (Audited) *Refer Note 4	Current year ended 31.03.2015 (Audited)	Previous year ended 31.03.2014 (Audited)
1	Income from Operations					
	a) Net sales / Income from Operations (net of excise duty)	1,478.02	1,820.08	2,955.79	9,082.99	14,961.52
	b) Other Operating Income	9.21	-	22.70	9.21	23.03
	Total income from operations (net)	1,487.23	1,820.08	2,978.49	9,092.20	14,984.55
2	Expenses					
	a) Cost of materials consumed	405.16	196.17	624.33	1,751.71	2,942.33
	b) Purchase of traded goods	269.04	1,623.74	2,418.22	4,275.76	10,173.81
	c) Changes in inventories of finished goods, work-in-progress and traded goods	586.57	(281.57)	(597.50)	1,411.00	(953.93)
	d) Employee benefits expense	519.26	546.36	561.76	2,195.08	2,440.09
	e) Depreciation and amortisation expense (Refer Note 1)	58.28	72.02	87.09	326.85	369.53
	f) Diminution in value of current investments - (write back) / provision	(4.90)	(51.42)	(282.49)	(314.78)	326.13
	g) Other Expenses	481.75	405.52	571.17	1,920.68	2,618.94
	Total Expenses	2,315.16	2,510.82	3,382.58	11,566.30	17,916.90
3	(Loss) from Operations before Other Income, Finance Costs and Exceptional Items (1-2)	(827.93)	(690.74)	(404.09)	(2,474.10)	(2,932.35)
4	Other Income	1,206.85	960.47	540.58	3,822.61	2,339.64
5	Profit / (Loss) from ordinary activities before Finance Costs and Exceptional Items (3 + 4)	378.92	269.73	136.49	1,348.51	(592.71)
6	Finance costs	0.02	0.05	0.96	0.38	1.30
7	Profit / (Loss) from ordinary activities after Finance Costs but before Exceptional Items (5-6)	378.90	269.68	135.53	1,348.13	(594.01)
8	Exceptional Items	-	-	-	-	-
9	Profit / (Loss) from ordinary activities before Tax (7+8)	378.90	269.68	135.53	1,348.13	(594.01)
10	Tax expense					
	Current Tax	50.10	83.75	(364.17)	215.00	(384.71)
	Deferred Tax	(45.56)	(45.28)	-	(187.54)	-
		4.54	38.47	(364.17)	27.46	(384.71)
11	Net Profit / (Loss) for the period (9-10)	374.36	231.21	499.70	1,320.67	(209.30)
12	Paid Up Equity Share Capital (Face Value Rs.2/-)	600.10	600.10	600.10	600.10	600.10
13	Reserve excluding Revaluation Reserves as per balance sheet of previous accounting year.				39,509.84	40,421.23
14	Basic and Diluted Earnings per share (of Rs. 2/- each) (*not annualised)	1.24 *	0.77 *	1.66 *	4.40	(0.70)
	<i>See accompanying notes to the financial results</i>					




PART - II						
SELECT INFORMATION FOR THE QUARTER AND YEAR ENDED MARCH 31, 2015						
Sr. No.	Particulars	3 months ended 31.03.2015 (Audited) * Refer Note 4	Preceding 3 months ended 31.12.2014 (Unaudited)	Corresponding 3 month ended 31.03.2014 in the previous year (Audited) *Refer Note 4	Current year ended 31.03.2015 (Audited)	Previous year ended 31.03.2014 (Audited)
A	PARTICULARS OF SHAREHOLDING					
1	Public Shareholding					
	- Number of Shares	7,654,274	7,654,274	7,654,274	7,654,274	7,654,274
	- Percentage of Shareholding	25.51%	25.51%	25.51%	25.51%	25.51%
2	Promoters and Promoter Group Shareholding					
	a) Pledged / Encumbered					
	- Number of Shares	-	-	-	-	-
	- Percentage of shares (as a % of the total shareholding of promoter and promoter group)	-	-	-	-	-
	- Percentage of shares (as a % of the total share capital of the Company)	-	-	-	-	-
	b) Non-encumbered					
	-Number of shares	22,350,576	22,350,576	22,350,576	22,350,576	22,350,576
	-Percentage of shares (as a % of the total shareholding of promoter and promoter group)	100%	100%	100%	100%	100%
	-Percentage of shares (as a % of the total share capital of the Company)	74.49%	74.49%	74.49%	74.49%	74.49%
B	INVESTOR COMPLAINTS	3 months ended 31.03.2015				
	Pending at the beginning of the quarter	Nil				
	Received during the quarter	9				
	Disposed of during the quarter	9				
	Remaining unresolved at the end of the quarter	Nil				


Notes :

- Pursuant to the enactment of the Companies Act, 2013 (the 'Act'), effective 1st April, 2014, the Company has revised the estimated useful lives of its fixed assets to ensure compliance with the stipulations of Schedule II to the Act, only for assets whose lives were longer than as prescribed by the said Schedule. Accordingly, the unamortized depreciable amounts of the fixed assets are being charged over the revised remaining useful lives. This has the impact of increasing depreciation charge for the quarter by Rs. 0.12 lakh and year by Rs. 26.75 lakh. Further, in accordance with the stipulations of the said Schedule, written down value of fixed assets, whose lives had expired as at 1st April, 2014, aggregating Rs. 15.71 lakh (net of deferred tax) have been adjusted against the opening retained earnings.
- The Board of Directors has recommended a final dividend of Rs.2/- per Equity Share for the year 2014-15.
- The Company operates in a single business segment namely " Networking Products ".
- Figures of the last quarter are the balancing figures between audited figures in respect of the financial year and unaudited published year to date figures upto third quarter of the current financial year.
- During the year, the liquidation of the Company's wholly owned subsidiary Smartlink Middle East FZE has been completed. Rs. 2.20 lakh being the excess of provision for diminution in respect of this investment over the loss on liquidation has been written back.
- Figures of the previous quarter/year are re-grouped/re-arranged, wherever necessary
- The above results have been reviewed by the Audit Committee and approved by the Board of Directors at its Meeting held on 13th May, 2015.

Mumbai
13th May, 2015

For and on behalf of the Board


K.R. Naik
Executive Chairman
DIN: 00002013




Statement of Assets and Liabilities

(Rs. in lakhs)

Particulars		As at 31.03.2015 (Audited)	As at 31.03.2014 (Audited)
A	EQUITY AND LIABILITIES		
1	Shareholders' funds		
	(a) Share Capital	600.10	600.10
	(b) Employee stock options	137.16	137.16
	(c) Reserves and Surplus	40,466.57	39,881.68
	Sub-total - Shareholders' funds	41,203.83	40,618.94
2	Minority interest	-	-
3	Non-current liabilities		
	(a) Other long-term liabilities	16.27	11.61
	(b) Long-term provisions	43.35	62.55
	Sub-total - Non-current liabilities	59.62	74.16
4	Current liabilities		
	(a) Trade payables	806.33	1,740.58
	(b) Other current liabilities	222.04	240.73
	(c) Short-term provisions	796.66	734.29
	Sub-total - Current liabilities	1,825.03	2,715.60
	TOTAL - EQUITY AND LIABILITIES	43,088.48	43,408.70
B	ASSETS		
1	Non-current assets		
	(a) Fixed assets	2,322.35	2,680.03
	(b) Non-current investments	-	-
	(c) Deferred tax asset (net)	195.63	-
	(d) Long-term loans and advances	540.88	942.87
	Sub-total - Non-current assets	3,058.86	3,622.90
2	Current assets		
	(a) Current investments	31,798.44	28,281.95
	(b) Inventories	1,343.99	2,750.98
	(c) Trade receivables	875.86	2,917.44
	(d) Cash and cash equivalents	5,216.65	5,013.84
	(e) Short-term loans and advances	458.72	530.53
	(f) Other current assets	335.96	291.06
	Sub-total - Current assets	40,029.62	39,785.80
	TOTAL - ASSETS	43,088.48	43,408.70

For and on behalf of the Board

Mumbai
13th May, 2015


K.R. Naik
Executive Chairman
DIN: 00002013

