

TGB BANQUETS AND HOTELS LIMITED

Formerly known as Bhagwati Banquets and Hotels Limited

Registered Office : "The Grand Bhagwati", Plot No. 380, S.G. Road, Bodakdev, Ahmedabad - 380054

CIN:L55100GJ1999PLC036830 E-mail: cs@tgbhotels.com Website: www.tgbhotels.com Tel. 079-26841000

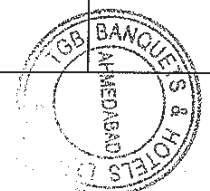
STATEMENT OF AUDITED STANDALONE AND CONSOLIDATED FINANCIAL RESULTS FOR THE QUARTER AND YEAR ENDED ON 31ST MARCH, 2015**PART I**

(₹ in Lacs)

Sr. No.	Particulars	Standalone			Standalone		Consolidated	
		Quarter Ended			Year Ended		Year Ended	Year Ended
		31-Mar-15 (Audited)	31-Dec-14 (Unaudited)	31-Mar-14 (Audited)	31-Mar-15 (Audited)	31-Mar-14 (Audited)	31-Mar-15 (Audited)	31-Mar-14 (Audited)
1	Income from Operations							
a.	Net Sales / Income from Operations	4333.09	3644.67	5021.47	13605.36	15234.87	13605.36	15234.87
b.	Other Operating Income	125.72	87.52	111.14	364.13	404.56	364.13	404.56
	Total Income from Operation (Net)	4458.81	3732.19	5132.61	13,969.49	15639.43	13,969.49	15639.43
2	Expenditure							
a.	Cost of raw material consumed	1025.61	969.00	1103.57	3351.85	3703.01	3351.85	3703.01
b.	Employees benefits expenses	558.16	507.71	477.19	2032.12	1972.03	2032.12	1972.03
c.	Depreciation and amortization expenses	1009.07	522.52	234.83	2111.21	1283.73	2111.21	1283.73
d.	Other expenditure	2847.68	1077.48	2979.49	5751.51	6208.59	5751.51	6208.59
	Total Expenditure	5440.52	3076.71	4795.08	13246.69	13167.36	13246.69	13167.36
3	Profit/ (Loss) from operations before other income, interest and exceptional items (1-2)	-981.71	655.48	337.53	722.80	2472.07	722.80	2472.07
4	Other Income	58.60	58.41	15.89	214.88	195.37	214.88	195.37
5	Profit/(Loss) from ordinary activities before Finance costs and Exceptional items (3+4)	-923.11	713.89	353.42	937.68	2667.44	937.68	2667.44
6	Finance Cost	604.84	612.97	495.19	2131.01	2118.10	2131.01	2118.10
7	Profit/(Loss) from ordinary activities after Finance costs but before Exceptional items (5-6)	-1527.95	100.92	-141.77	-1193.33	549.34	-1193.33	549.34
8	Exceptional items							
9	Profit/(Loss) from ordinary activities before tax (7-8)	-1527.95	100.92	-141.77	-1193.33	549.34	-1193.33	549.34
10	Tax expenses (including deferred tax)	-122.61	50.00	264.35	-72.61	364.35	-72.61	364.35
11	Net Profit/(Loss)from ordinary activities after tax (9-10)	-1405.34	50.92	-406.12	-1120.72	184.99	-1120.72	184.99
12	Extraordinary Item (net of tax expenses)							
13	Net Profit/Loss for the period (11-12)	-1405.34	50.92	-406.12	-1120.72	184.99	-1120.72	184.99
14	Share of Profit/(loss) of associates							
15	Minority Interest							
16	Net Profit/Loss after taxes, minority interest and share of profit/(loss) of associates	-1405.34	50.92	-406.12	-1120.72	184.99	-1120.72	184.99
17	Paid up equity share capital (Face value ₹10/-)	2928.64	2928.64	2928.64	2928.64	2928.64	2928.64	2928.64
18	Reserve excluding Revaluation Reserves as per balance sheet of previous accounting year				10540.30	11876.48		
19(i)	Earning per share (before extraordinary items) (of ₹ 10/- each)(not annualized):							
(a)	Basic EPS (Amt. in ₹)	-	0.17	-	-	0.63	-	0.63
(b)	Diluted EPS (Amt. in ₹)	-	0.17	-	-	0.63	-	0.63
19(ii)	Earning per share (after extraordinary items) (of ₹ 10/- each)(not annualized):							
(a)	Basic EPS (Amt. in ₹)	-	0.17	-	-	0.63	-	0.63
(b)	Diluted EPS (Amt. in ₹)	-	0.17	-	-	0.63	-	0.63

PART II

A PARTICULARS OF SHAREHOLDING						
1	Public Shareholding					
i	Number of Shares	17909660	18119416	18107108	17909660	18107108
ii	Percentage of Shareholding	61.15	61.87	61.83	61.15	61.83
2	Promoters and Promotor Group Shareholding					
	(a) Pledged/Encumbered					
i	No. of Shares	4766067	3711250	3930250	4766067	3930250
ii	% of Shares (as a % of the total shareholding of Promoter and Promoter group)	41.89	33.23	35.15	41.89	35.15
iii	% of Shares (as a % of the total Share Capital of the Company)	16.28	12.67	13.42	16.28	13.42
	(b) Non -Encumbered					
i	No. of Shares	6610673	7455734	7249042	6610673	7249042
ii	% of Shares (as a % of the total shareholding of Promoter and Promoter group)	58.11	66.77	64.85	58.11	64.85
iii	% of Shares (as a % of the total Share Capital of the Company)	22.57	25.46	24.75	22.57	24.75



B INVESTOR COMPLAINTS		Quarter ended on 31st March, 2015	
PARTICULARS			
Pending at the beginning of the quarter		NIL	
Received during the quarter		NIL	
Disposed of during the year		NIL	
Remaining unresolved at the end of the quarter		NIL	

STATEMENT OF ASSETS & LIABILITIES

(₹ in Lacs)

Sr.No	Particulars	Standalone		Consolidated	
		Year Ended		Year Ended	
		31-Mar-15 (Audited)	31-Mar-14 (Audited)	31-Mar-15 (Audited)	31-Mar-14 (Audited)
A	EQUITY & LIABILITIES				
	Shareholders' Funds				
(a)	Share Capital	2,928.64	2,928.64	2,928.64	2,928.64
(b)	Reserves and Surplus	10,540.30	11,876.48	10,043.48	11,379.66
	Sub-total - Shareholders' Funds	13,468.94	14,805.12	12,972.12	14,308.30
1	Non Current Liabilities				
(a)	Long Term Borrowings	8,997.47	10,419.08	9,008.07	10,429.58
(b)	Deferred Tax Liability (Net)	1,563.71	1,686.32	1,563.71	1,686.32
(c)	Other Long Term Liabilities	-	-	-	-
(d)	Long Term Provisions	-	-	-	-
	Sub-Total of Non Current Liabilities	10,561.18	12,105.40	10,571.78	12,115.90
2	Current Liabilities				
(a)	Short Term Borrowings	1,909.32	1,780.67	1,909.32	1,780.67
(b)	Trade Payables	1,922.84	2,030.65	1,922.84	2,030.65
(c)	Other Current Liabilities	6,235.16	5,479.03	6,235.77	5,479.61
(d)	Short Term Provisions	651.78	590.09	651.78	590.09
	Sub- total of Current Liabilities	10,719.10	9,880.44	10,719.71	9,881.02
	TOTAL	34,749.22	36,790.96	34,263.61	36,305.22
B	ASSETS				
1	Non Current Assets				
(a)	Fixed Assets				
	- Tangible Assets	21,661.14	23,609.76	21,673.86	23,622.48
	- Intangible Assets	-	-	-	-
	- Capital Work in Progress	38.19	-	38.19	-
(b)	Non-Currennt Investment	500.01	500.01	0.01	0.01
(c)	Long-Term Loans and Advances	590.27	544.89	590.27	544.89
(d)	Other non Current Assets	153.38	277.34	155.02	278.72
	Sub-total of Non Current Assets	22,942.99	24,932.00	22,457.35	24,446.10
2	Current Assets				
(a)	Current Investment	-	-	-	-
(b)	Inventories	3,005.96	2,631.83	3,005.96	2,631.83
(c)	Trade and Receivables	2,577.80	2,256.21	2,577.80	2,256.21
(d)	Cash and Cash Equivalents	798.85	2,602.42	798.88	2,602.58
(e)	Short Terms Loans & Advances	5,299.66	4,216.80	5,299.66	4,216.80
(f)	Other Current Assets	123.96	151.70	123.96	151.70
	Sub-total of Current Assets	11,806.23	11,858.96	11,806.26	11,859.12
	TOTAL	34,749.22	36,790.96	34,263.61	36,305.22

Notes:

- The Standalone Audited Financial Statements of the Company for the year ended 31st March, 2015, were reviewed by the Audit Committee at its meeting held on 27th May, 2015 and the same were adopted by the Board of Directors at its meeting held on the same date. The figures for the last quarter are the balancing figures between the audited figures in respect of the full financial year and the year to date figures up to the third quarter of the financial year.
- As the company does not fall under the reportable segment criteria as per the Accounting Standard – 17, the company is not furnishing segment wise revenues, results and capital employed as required.
- Figures for the previous periods/year are re-grouped/re-arranged/re-classified, wherever considered necessary, to conform to the figures of the current period/year.
- During the period, the Company has revised depreciation rate on fixed assets as per the useful life specified in the Companies Act, 2013 or as re-assessed by the Company.

Place: Ahmedabad
Date : 27.05.2015



For, TGB Banquets and Hotels Limited

Narendra G.Somani
Chairman & Managing Director



O.P. BHANDARI & CO.
CHARTERED ACCOUNTANTS

30, Omkar House,
Nr. Swastik Char Rasta
C.G. Road, Navrangpura
Ahmedabad – 380009
Phone: 079-26462539
Fax: 079-26563388
E-mail: opbhandarica@gmail.com

Auditor's Report On Consolidated Year to Date Results of the Company Pursuant to the Clause 41 of the Listing Agreement

To.
Board of Directors of TGB Banquets and Hotels Limited
(Formerly Known as Bhagwati Banquets and Hotels Limited)

We have audited the quarterly consolidated financial results of TGB Banquets and Hotels Limited for the quarter ended March 31, 2015 and consolidated year to date results for the period April 01, 2014 to March 31, 2015, attached herewith, being submitted by the company pursuant to the requirement of clause 41 of the Listing Agreement except for the disclosures regarding 'Public Shareholding' and 'Promoter and Promoter Group Shareholding' which have been traced from disclosures made by the management and have not been audited by us. These consolidated quarterly financial results as well as the consolidated year to date financial results have been prepared on the basis of the interim financial statements, which are the responsibility of the company's management. Our responsibility is to express an opinion on these consolidated financial results based on our audit of such consolidated interim financial statements, which have been prepared in accordance with the Accounting Standard (AS) 25, Interim Financial Reporting, specified under section 133 of the Companies Act, 2013 read with rule 7 of the Companies (Accounts) Rules, 2014 and other accounting principles generally accepted in India.

We conducted our audit in accordance with the auditing standards generally accepted in India. Those standards require that we plan and perform the audit to obtain reasonable assurance about whether the financial results are free of material misstatement(s). An audit includes examining, on a test basis, evidence supporting the amounts disclosed as financial results. An audit also includes assessing the accounting principles used and significant estimates made by management. We believe that our audit provides a reasonable basis for our opinion.


In our opinion and to the best of our information and according to the explanations given to us these quarterly financial results as well as the year to date results:

- i. Includes the year to date financial results of the Lov Kush Properties Private Limited
- ii. are presented in accordance with the requirements of clause 41 of the Listing Agreement in this regard; and
- iii. give a true and fair view of the net profit/ loss and other financial information for the quarter ended March 31, 2015 as well as the year to date results for the period from April 01, 2014 to March 31, 2015.

Further, we also report that we have, on the basis of the books of account and other records and information and explanations given to us by the management, also verified the number of shares as well as percentage of shareholdings in respect of aggregate amount of public shareholdings, as furnished by the company in terms of clause 35 of the Listing Agreement and found the same to be correct.

For O.P Bhandari & Co.
Chartered Accountants
FRN: 112633W




O.P. Bhandari
(Partner)
M.No. 34409

Place: Ahmedabad
Date: 27th May, 2015



O.P. BHANDARI & CO.
CHARTERED ACCOUNTANTS

30, Omkar House,
Nr. Swastik Char Rasta
C.G. Road, Navrangpura
Ahmedabad – 380009
Phone: 079-26462539
Fax: 079-26563388
E-mail: opbhandarica@gmail.com

**Auditor's Report On Quarterly Financial Results and Year to Date Results of the Company
Pursuant to the Clause 41 of the Listing Agreement**

To.
Board of Directors of TGB Banquets and Hotels Limited
(Formerly Known as Bhagwati Banquets and Hotels Limited)

We have audited the quarterly financial results of TGB Banquets and Hotels Limited for the quarter ended March 31, 2015 and the year to date results for the period April 01, 2014 to March 31, 2015, attached herewith, being submitted by the company pursuant to the requirement of clause 41 of the Listing Agreement except for the disclosures regarding 'Public Shareholding' and 'Promoter and Promoter Group Shareholding' which have been traced from disclosures made by the management and have not been audited by us. These quarterly financial results as well as the year to date financial results have been prepared on the basis of the interim financial statements, which are the responsibility of the company's management. Our responsibility is to express an opinion on these financial results based on our audit of such interim financial statements, which have been prepared in accordance with the Accounting Standard (AS) 25, Interim Financial Reporting, specified under section 133 of the Companies Act, 2013 read with rule 7 of the Companies (Accounts) Rules, 2014 and other accounting principles generally accepted in India.

We conducted our audit in accordance with the auditing standards generally accepted in India. Those standards require that we plan and perform the audit to obtain reasonable assurance about whether the financial results are free of material misstatement(s). An audit includes examining, on a test basis, evidence supporting the amounts disclosed as financial results. An audit also includes assessing the accounting principles used and significant estimates made by management. We believe that our audit provides a reasonable basis for our opinion.


In our opinion and to the best of our information and according to the explanations given to us these quarterly financial results as well as the year to date results:

- (i) are presented in accordance with the requirements of clause 41 of the Listing Agreement in this regard; and
- (ii) give a true and fair view of the net profit/ loss and other financial information for the quarter ended March 31, 2015 as well as the year to date results for the period from April 01, 2014 to March 31, 2015.

Further, we also report that we have, on the basis of the books of account and other records and information and explanations given to us by the management, also verified the number of shares as well as percentage of shareholdings in respect of aggregate amount of public shareholdings, as furnished by the company in terms of clause 35 of the Listing Agreement and found the same to be correct.

For O.P Bhandari & Co.
Chartered Accountants
FRN: 112633W




O.P Bhandari
(Partner)
M.No. 34409

Place: Ahmedabad
Date: 27th May, 2015