

**ADINATH TEXTILES LIMITED**

REGD. OFFICE: VILLAGE BHOLAPUR, P. O. SAHABANA, CHANDIGARH ROAD, LUDHIANA 141123

Tel. No. 91-161-2685271-72 Fax No. 91-161-2685270 Email: atl@shreyansgroup.com

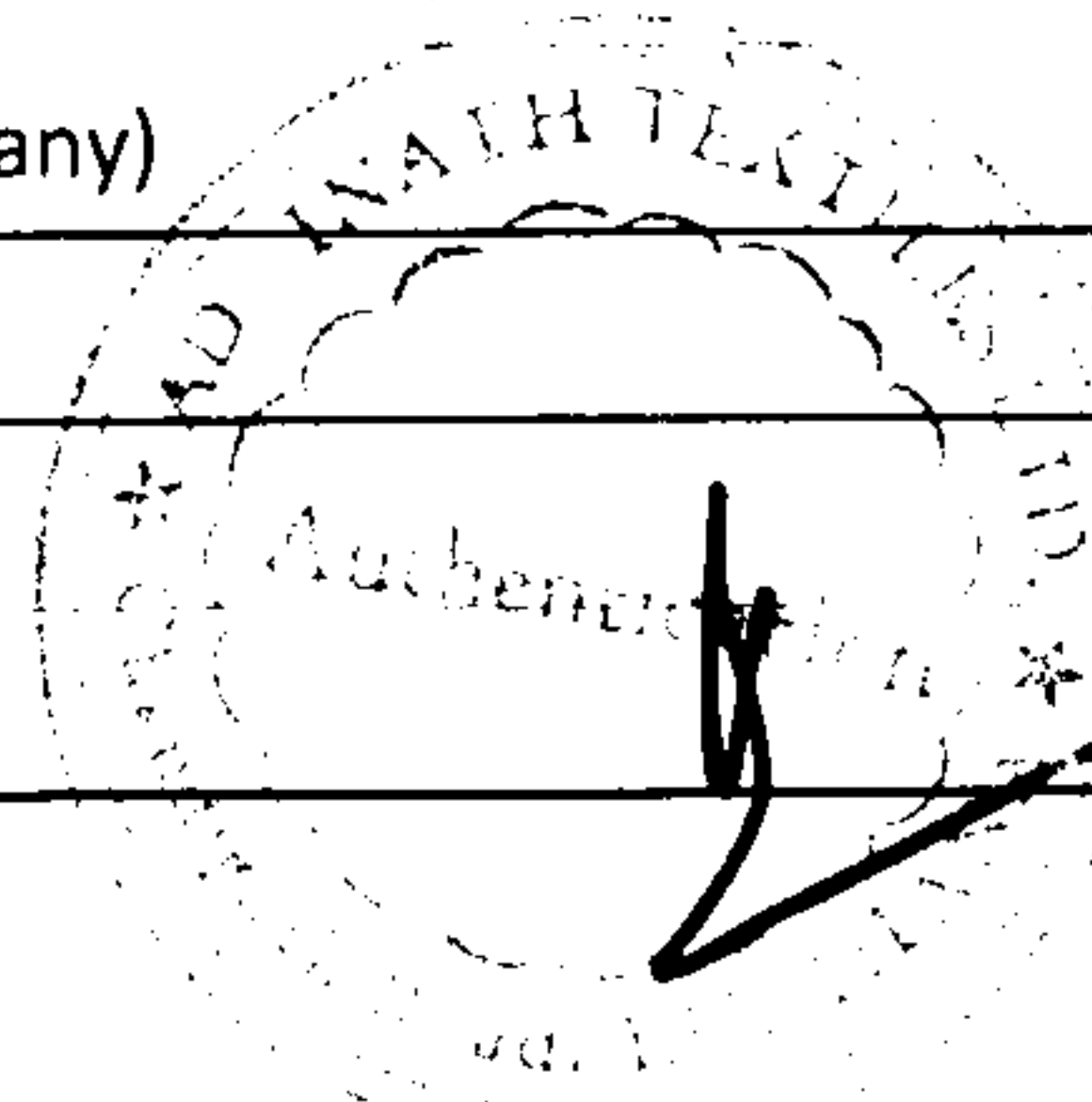
Website : www.adinathtextiles.com, CIN - L17115PB1979PLC003910

**AUDITED FINANCIAL RESULTS FOR THE YEAR ENDED 31ST MARCH, 2015**


PART I						(RS. IN LACS)
S.NO.	PARTICULARS	Quarter Ended 31.03.2015 (Un-Audited)	Quarter Ended 31.12.2014 (Un- Audited)	Quarter Ended 31.03.2014 (Un- Audited)	Year Ended 31.03.2015 (Audited)	Year Ended 31.03.2014 (Audited)
1	<b>INCOME FROM OPERATIONS</b>					
	(a) Net Sales / Income from operations (Net of excise duty)	26.05	21.73	17.96	88.79	92.44
	(b) Other operating income	30.02	27.81	21.85	109.79	69.17
	<b>Total Income from Operations (Net)</b>	<b>56.07</b>	<b>49.54</b>	<b>39.81</b>	<b>198.58</b>	<b>161.61</b>
2	<b>EXPENSES</b>					
	(a) Cost of Materials consumed	0	0	0	0	0
	(b) Purchases of Stock-in-trade	0	0	0	0	0
	(c) Changes in inventories of finished goods, work in progress and stock-in trade	0	0	0	0	0
	(d) Employee benefits expense	15.45	15.76	11.68	59.34	54.17
	(e) Depreciation and amortisation	4.43	4.25	2.30	17.20	9.34
	(f) Other expenses					
	(i) Power & Fuel	10.95	10.84	8.96	38.96	40.40
	(ii) Manufacturing Expenses	5.01	2.62	1.54	11.66	8.56
	(iii) Others	10.78	6.49	15.71	29.89	28.95
	<b>Total Expenses</b>	<b>46.62</b>	<b>39.96</b>	<b>40.19</b>	<b>157.05</b>	<b>141.42</b>
3	Profit/(Loss) from Operations before other income, finance costs and exceptional items (1-2)	9.45	9.58	-0.38	41.53	20.19
4	Other Income	0.43	0.02	4.79	0.50	5.30
5	Profit / (Loss) from ordinary activities before finance costs and exceptional items (3+4)	9.88	9.60	4.41	42.03	25.49
6	Finance Costs	0.06	0	-1.04	0.06	0.02
7	Profit / (Loss) from ordinary activities after finance costs but before exceptional items (5+6)	9.82	9.60	5.45	41.97	25.47
8	Exceptional items	0	0	0	0	0
9	Profit / (Loss) from ordinary activities before Tax (7+8)	9.82	9.60	5.45	41.97	25.47
10	Tax Expenses	3.41	0.34	3.91	10.13	3.91



S.NO.	PARTICULARS	Quarter ended 31.03.2015 (Un-audited)	Quarter ended 31.12.2014 (Un-audited)	Quarter ended 31.03.2014 (Un-audited)	Year ended 31.03.2015 (Audited)	Year ended 31.03.2014 (Audited)
11	Profit / (Loss) from ordinary activities after Tax (9±10)	6.41	9.26	1.54	31.84	21.56
12	Extra-ordinary items (net of Tax expenses)	0	0	0	0	0
<b>13</b>	<b>Net Profit / (Loss) for the period (11±12)</b>	<b>6.41</b>	<b>9.26</b>	<b>1.54</b>	<b>31.84</b>	<b>21.56</b>
14	Paid-up equity share capital (Face value of Equity Share is Rs.10/- each)	68.44	681.44	681.44	681.44	681.44
15	Reserve excluding Revaluation Reserves as per balance sheet of previous accounting year				-590.35	-621.07
16(i)	Earnings per share (before extra-ordinary items), (of Rs.10/- each) (not annualised)					
	(a) Basic	0.09	0.14	0.02	0.47	0.32
	(b) Diluted	0.09	0.14	0.02	0.47	0.32
16(ii)	Earnings per share (after extra-ordinary items), (of Rs.10/- each) (not annualised)					
	(a) Basic	0.09	0.14	0.02	0.47	0.32
	(b) Diluted	0.09	0.14	0.02	0.47	0.32
<b>Part II Select information for the Quarter Ended 31st March, 2015</b>						
<b>A</b>	<b>PARTICULARS OF SHAREHOLDING</b>					
	1 Public Shareholding					
	- Number of Shares	3919490	3919490	3919490	3919490	3919490
	- Percentage of Shareholding	57.52	57.52	57.52	57.52	57.52
	2 Promoters and Promoter Group Shareholding					
	a) Pledged / Encumbered: (*)					
	- Number of Shares	-	-	-	-	-
	- Percentage of Shares (as a % of the total Shareholding of Promoters & Promoter Group)	-	-	-	-	-
	- Percentage of Shares (as a % of the total Share Capital of the Company)	-	-	-	-	-
	b) Non-Encumbered					
	- Number of Shares	2894860	2894860	2894860	2894860	2894860
	- Percentage of Shares (as a % of the total Shareholding of Promoters & Promoter Group)	100	100	100	100	100
	- Percentage of Shares (as a % of the total Share Capital of the Company)	42.48	42.48	42.48	42.48	42.48
<b>B.</b>	<b>INVESTOR COMPLAINTS: QUARTER ENDED 31st March, 2015</b>					
	Pending at the beginning of the Quarter	0		Disposed of during the Quarter		2
	Received during the Quarter	2		Remaining unresolved at the end of the Quarter		0



STATEMENT OF ASSETS & LIABILITIES AS ON 31st March, 2015		(RS. In Lacs)	
	PARTICULARS	As at 31.03.2015	As at 31.03.2014
<b>A</b>	<b>EQUITY AND LIABILITIES</b>		
	<b>1 Shareholders' Funds:</b>		
	(a) Share Capital	701.43	701.44
	(b) Reserves and surplus	-590.35	-621.07
	(c) Money received against Share Warrants	0.00	0.00
	<b>Sub-Total - Shareholders' Funds</b>	<b>111.08</b>	<b>80.37</b>
	2 Share Application Money pending allotment	0.00	0.00
	3 Minority interest	0.00	0.00
	<b>4 Non-Current Liabilities:</b>		
	(a) Long-term borrowings	134.50	166.50
	(b) Deferred tax liabilities (net)	22.00	23.77
	(c) Other long-term liabilities	0.00	0.00
	(d) Long-term provisions	4.75	8.02
	<b>Sub-Total - Non-Current Liabilities</b>	<b>161.25</b>	<b>198.29</b>
	<b>5 Current Liabilities:</b>		
	(a) Short-term borrowings	3.06	3.06
	(b) Trade payables	6.60	6.72
	(c) Other current liabilities	92.71	88.97
	(d) Short-term provisions	16.48	5.44
	<b>Sub-Total - Current Liabilities</b>	<b>118.85</b>	<b>104.19</b>
	<b>TOTAL: EQUITY AND LIABILITIES</b>	<b>391.18</b>	<b>382.85</b>
<b>B</b>	<b>ASSETS</b>		
	<b>1 Non-Current Assets:</b>		
	(a) Fixed assets	176.20	194.90
	(b) Goodwill on consolidation	0.00	0.00
	(c) Non-current investments	1.71	1.71
	(d) Deferred tax assets (net)	0.00	0.00
	(e) Long-term loans and advances	0.00	0.00
	(f) Other non-current assets	8.15	6.92
	<b>Sub-Total - Non-Current Assets</b>	<b>186.06</b>	<b>203.53</b>





STATEMENT OF ASSETS & LIABILITIES AS ON 31st March, 2015		(RS. In Lacs)	
PARTICULARS		As at 31.03.2015	As at 31.03.2014
<b>2 Current Assets:</b>			
(a) Current Investments		0.00	0.00
(b) Inventories		3.54	8.31
(c) Trade Receivables		73.77	75.45
(d) Cash and cash equivalents		82.17	58.45
(e) Short-term loans and advances		45.28	32.46
(f) Other current assets		0.36	4.65
<b>Sub-Total - Current Assets</b>		<b>205.12</b>	<b>179.32</b>
<b>TOTAL ASSETS</b>		<b>391.18</b>	<b>382.85</b>


**Notes:**

- 1 The Statutory Auditors have performed the Audit and the above audited financial results have been reviewed by the Audit Committee and approved by the Board of Directors of the Company in their respective meetings held on 28th May, 2015.
- 2 The Company is a single segment Company, therefore, the disclosure under segment reporting is not required.
- 3 Previous year's figures have been regrouped / recast wherever necessary.

Consequent to the enactment of the Companies Act, 2013 and its applicability for accounting periods commencing from 1st April, 2014 the Company has recalculated the remaining useful life of fixed assets in accordance with provisions of Schedule II to the Act. In case of fixed assets which have already completed their useful life in terms of Schedule II of the Act, the carrying value (net of residual value) of such assets as at 1st April, 2014 amounting to Rs. 1.13 Lacs (net of deferred tax) has been adjusted to Retained Earnings and in case of other fixed assets the carrying value (net of residual value) is being depreciated as per straight line method over the re-calculated remaining useful life. The depreciation and amortization expense charged for the quarter/ year ended 31st March, 2015 would have been lower by useful life. The depreciation and amortization expense charged for the year ended 31st March, 2015 would have been lower by Rs. 7.68 Lacs, had the Company continued with the previously prescribed depreciation rates as per schedule XIV of the Companies Act, 1956.

Place : Ludhiana

Date: 28.05.2015



By Order of the Board  
For Adinath Textiles Limited

RAJNEESH OSWAL  
MANAGING DIRECTOR