



Jamna Auto Industries Ltd.

16th May, 2015

The Bombay Stock Exchange Limited, Mumbai
Phiroze Jeejeebhoy Towers
Dalal Street, Mumbai-400 001.

Sub: Corrigendum to the Distribution Schedule as on 31st March, 2015

Dear Sir,


Please note that the figures submitted by the company in the distribution schedule as on 31st March, 2015 under the head shares pledged or otherwise encumbered are inadvertently submitted wrong in Part (I) (a) and (I) (b).


In this regard you are requested to read the figures as follows instead of the figures earlier submitted:-

1. Shares pledged or otherwise encumbered of Part (I) (a) under the category Shareholding of Promoter and Promoter Group in clause Individuals /Hindu Undivided Family as 4,30,564 shares aggregating 9.94% **shall be read as 4,21,964 shares aggregating 9.74 %.**
2. Shares pledged or otherwise encumbered of Part (I) (a) under the category Shareholding of Promoter and Promoter Group in clause Body Corporate as 19,21,820 shares aggregating 14.69% **shall be read as 12,30,210 shares aggregating 9.41 %.**
3. Shares pledged or otherwise encumbered Sub Total (A) (1) and Total shareholding of Promoter and Promoter Group (A) = (A) (1) + (A) (2) as 23,52,384 shares aggregating 13.51 **shall be read as 16,52,174 shares aggregating 9.49%.**
4. Shares pledged or otherwise encumbered of Part (I)(b) for S.W. Farms as 1,50,000 shares aggregating to 13.17% and 0.38% **shall be read as 3,40,000 shares aggregating to 29.85% and 0.86%.**
5. Shares pledged or otherwise encumbered of Part (I)(b) for MAP Auto as 17,71,820 shares aggregating to 15.05% and 4.47% **shall be read as 8,90,210 shares aggregating to 7.56% and 2.25%.**
6. Shares pledged or otherwise encumbered Total as 2352384 shares aggregating to 13.51% and 5.93% **shall be read as 1652174 shares aggregating to 9.49% and 4.17%.**

Please take the same on your records.

Thanking you,
Yours faithfully,
for Jamna Auto Industries Limited


Praveen Lakhera
Company Secretary & Head Legal



Corporate Office: 2 Park Lane, Kishan Garh, Vasant Kunj, New Delhi - 110070.

Tele: 91-11-26893331, 26896960, 32648668 | Fax: 91-11-26893192 | www.jaispring.com | CIN: L35911HR1965PLC004485

Regd Office: Jai Spring Road, Yamuna Nagar (Haryana) - 135 001, India | Tel: 91-1732-251810 | Fax: 91-1732-251820

YAMUNA NAGAR | MALANPUR | CHENNAI | JAMSHEDPUR | PANTNAGAR | HOSUR



Jamna Auto Industries Ltd.

18.05.2015

The Bombay Stock Exchange Limited, Mumbai
Phiroze Jeejeebhoy Towers
Dalal Street, Mumbai-400 001.

Subject: Revised Distribution Schedule under Clause 35 of the Listing Agreement.

Dear Sir,

Please find enclosed herewith the revised Distribution Schedule as on 31st March, 2015 as per Clause 35 of the Listing Agreement.

Thanking you,
Yours faithfully,
for Jamna Auto Industries Limited


Praveen Lakhera

Company Secretary & Head Legal



Encl: As above

Corporate Office: 2 Park Lane, Kishan Garh, Vasant Kunj, New Delhi - 110070.


Tele: 91-11-26893331, 26896960, 32648668 | Fax: 91-11-26893192 | www.jaispring.com | CIN: L35911HR1965PLC004485

Regd Office: Jai Spring Road, Yamuna Nagar (Haryana) - 135 001, India | Tel: 91-1732-251810 | Fax: 91-1732-251820

YAMUNA NAGAR | MALANPUR | CHENNAI | JAMSHEDPUR | PANTNAGAR | HOSUR


(1) (a) Statement showing Shareholding Pattern**Shareholding pattern as on 31.03.2015**

Name of the Company :		JAMNA AUTO INDUSTRIES LIMITED	
NSE Symbol : JAMNAAUTO			
BSE Scrip code : 520051			
Class of Security : Equity Shares		Quarter ended 31.03.2015	
Partly paid-up shares:-			
	No. of partly paid up shares	As a % of total no. of partly paid -up shares	As a % of total no. of shares of the company
Held by Promoter / Promoter group	-	-	-
Held by Public	30,645	100	0
Total	30,645	100	0
Outstanding convertible securities			
	No. of outstanding securities	As a % total no. of outstanding convertible securities	As a % of total no. of shares of the company, assuming full conversion of the convertible securities
Held by promoter / promoter group	-	-	-
Held by public	-	-	-
Total	-	-	-
Warrants:-			
	No. of warrants	As a % of total no. of warrants	As a % of total no. of shares of the company assuming full conversion of warrants
Held by Promoter / Promoter group	-	-	-
Held by Public	-	-	-
Total	-	-	-
Total paid up capital of the company, assuming full conversion of warrants and convertible securities		39,639,040	




Varun
✓ Long 1/2

1(a) Category code	Category of Shareholder	Number of Share holders	Total number of shares	Number of shares held in dematerialized form	Total shareholding as a percentage of total number of shares		Shares Pledged or otherwise encumbered	
					As a percentage of(A+B)1	As a percentage of (A+B+C)	Number of shares	As a % of Total No. of Shares
(A)	Shareholding of Promoter and Promoter Group							
1	Indian							
(a)	Individuals/ Hindu Undivided Family	10	4,331,303	4,331,303	10.93	10.93	421964	9.74
(b)	Central Government/ State Government(s)	-	-	-	-	-	0	0
(c)	Bodies Corporate	6	13,078,527	13,078,527	32.99	32.99	1230210	9.41
(d)	Financial Institutions/ Banks	-	-	-	-	-	0	0
(e)	Any Others(Specify)	-	-	-	-	-	0	0
	Sub Total(A)(1)	16	17,409,830	17,409,830	43.92	43.92	1652174	9.49
2	Foreign							
a	Individuals (Non-Residents Individuals/ Foreign Individuals)	-	-	-	-	-	0	0
b	Bodies Corporate	-	-	-	-	-	0	0
c	Institutions	-	-	-	-	-	0	0
d	Qualified Foreign Investor	-	-	-	-	-	0	0
e	Any Other(Specify)	-	-	-	-	-	0	0
	Sub Total(A)(2)	-	-	-	-	-	0	0
	Total Shareholding of Promoter and Promoter Group (A)= (A)(1)+(A)(2)	16	17,409,830	17,409,830	43.92	43.92	1652174	9.49
(B)	Public shareholding							
1	Institutions							
(a)	Mutual Funds/ UTI	13	118,500	109,750	0.30	0.30	0	0
(b)	Financial Institutions / Banks	7	6,650	1,000	0.02	0.02	0	0
(c)	Central Government/ State Government(s)	-	-	-	-	-	0	0
(d)	Venture Capital Funds	-	-	-	-	-	0	0
(e)	Insurance Companies	-	-	-	-	-	0	0
(f)	Foreign Institutional Investors	1	259,815	259,815	0.66	0.66	0	0
(g)	Foreign Venture Capital Investors	-	-	-	-	-	0	0
(h)	Qualified Foreign Investor	-	-	-	-	-	0	0
(i)	Any Other(Specify)	-	-	-	-	-	0	0
	Sub-Total (B)(1)	21	384,965	370,565	0.97	0.97	0	0
B 2	Non-institutions							
(a)	Bodies Corporate	218	732,564	718,490	1.85	1.85	0	0
(b)	Individuals							
I	Individuals -i. Individual shareholders holding nominal share capital up to Rs 1 lakh	15,048	2,754,248	1,445,901	6.95	6.95	0	0
II	Individual shareholders holding nominal share capital in excess of Rs. 1 lakh.	55	4,521,846	4,521,846	11.41	11.41	0	0.00
(c)	Qualified Foreign Investor	-	-	-	-	-	0	0.00
(d)	Others:							
(d-i)	NRI/OCB	561	143,900	47,000	0.36	0.36		
(d-ii)	Foreign Company	5	13,501,653	11,193,094	34.06	34.06		
(d-iii)	Clearing House/Public Trusts	1	10,000	10,000	0.03	0.03		
(d-iv)	Clearing Members	31	5,053	5,053	0.01	0.01		
(d-v)	Hindu Undivided Family	121	174,981	174,981	0.44	0.44		
	Sub-Total (B)(2)	16,040	21,844,245	18,116,365	55.11	55.11		
(B)	Total Public Shareholding (B)= (B)(1)+(B)(2)	16,061	22,229,210	18,486,930	56.08	56.08		
	TOTAL (A)+(B)	16,077	39,639,040	35,896,760	100.00	100.00		
(C)	Shares held by Custodians and against which Depository Receipts have been issued							
1	Promoter and Promoter Group	-	-	-	-	-		
2	Public	-	-	-	-	-		
	GRAND TOTAL (A)+(B)+(C)	16,077	39,639,040	35,896,760	100.00	100.00		



(I) (b) Statement showing holding of securities (including shares, warrants, convertible securities) of persons belonging to the category "Promoter and Promoter Group"


Sr. No.	Name of the shareholder	Details of shares held		Encumbered shares			Details of warrants		Details of convertible securities		Total shares (including underlying shares assuming full conversion of warrants and convertible securities) as a % of diluted share capital
		Number of shares held	As a % of grand total (A) +(B) +(C)	Number	As a percentage	As a % of grand total (A)+(B)+(C) of sub-clause (I)(a)	Number of warrants held	As a % total number of warrants of the same class	Number of convertible securities held	As a % total number of convertible securities of the same class	
1	B. S. Jauhar	688,774	1.74	34224	4.97	0.09	-	-	-	-	1.74
2	B. S. Jauhar (HUF)	21,550	0.05	-	-	-	-	-	-	-	0.05
3	R. S. Jauhar	1,704,686	4.30	387740	22.75	0.98	-	-	-	-	4.30
4	Sonia Jauhar	23,186	0.06	-	-	-	-	-	-	-	0.06
5	P. S. Jauhar	1,812,897	4.57	-	-	-	-	-	-	-	4.57
6	Kiran Chadha	80,210	0.20	-	-	-	-	-	-	-	0.20
7	S. W. Farms Pvt. Ltd.	1,138,963	2.87	340000	29.85	0.86	-	-	-	-	2.87
8	Map Auto Limited	11,773,899	29.70	890,210	7.56	2.25	-	-	-	-	29.70
9	Duke Holding Limited	65,665	0.17	-	-	-	-	-	-	-	0.17
10	Jamna Agro Impliments Pvt. Ltd	100,000	0.25	-	-	-	-	-	-	-	0.25
TOTAL		17,409,830	43.92	1652174	9.49	4.17	0	0	0	0	43.92



Handwritten signature: Anam Singh

(i) Statement showing holding of securities (including shares, warrants, convertible securities) of persons belonging to the category "Public" and holding more than 1% of the total number of shares


Sr. No.	Name of the shareholder	Number of shares held	Shares as a percentage of total number of shares [i.e., Grand Total (A)+(B)+(C) indicated in Statement at para (I)(a) above]	Details of warrants		Details of convertible securities		Total shares (including underlying shares assuming full conversion of warrants and convertible securities) as a % of diluted share capital
				Number of warrants held	As a % total number of warrants of the same class	Number of convertible securities held	% w.r.t total number of convertible securities of the same class	
1	Clearwater Capital Partners (Cyprus) Limited	9,614,147	24.25	0	0	0	0	24.25
2	Clearwater Capital Partners Singapore Fund III Pvt. Ltd	1,578,947	3.98	0	0	0	0	3.98
3	Anuj Anatrai Sheth	1,441,000	3.64	0	0	0	0	3.64
4	2308509	2,308,509	5.82	0	0	0	0	5.82
	TOTAL	14,942,603	37.70	0	0	0	0	37.70



Saran
12/11/24

(I)(c) Statement showing holding of securities (including shares, warrants, convertible securities) of persons (together with PAC) belonging to the category "Public"
(ii) and holding more than 5% of the total number of shares of the company


Sr. No.	Name(s) of the shareholder(s) and the Persons Acting in Concert (PAC) with them	Number of shares	Shares as a percentage of total number of shares (ie., Grand Total (A)+(B)+(C) indicated in Statement at para (I)(a) above)	Details of Warrants		Details of convertible securities		Total shares (including underlying shares assuming full conversion of warrants and convertible securities) as a % of diluted share capital
				Number of Warrants held	As a % total number of warrants of the same class	Number of convertible securities held	% w. r. t total number of convertible securities of the same class	
1	Clearwater Capital Partners (Cyprus) Limited along with the following PACs:	9,614,147	24.25	0	0	0	0	24.25
1a	Clearwater Capital Partners Singapore Fund III Pvt. Ltd.	1578947	3.98	0	0	0	0	3.98
1b	Clearwater Capital Partners Singapore PTE. Ltd. a/c Clearwater Capital Partners Singapore Fund III Private Limited	259815	0.66	0	0	0	0	0.66
2	NHK Spring Co. Limited , Japan	2,308,509	5.82	0	0	0	0	5.82
TOTAL		13,761,418	34.72	0	0	0	0	34.72



Handwritten signature: Venana

(II)(a) Statement showing details of Depository Receipts (DRs)

Sr. No.	Type of outstanding DR (ADRs, GDRs, SDRs, etc.)	Number of outstanding DRs	Number of shares underlying outstanding DRs	Shares underlying outstanding DRs as a percentage of total number of shares [i.e., Grand Total (A)+(B)+(C) indicated in Statement at para (I)(a) above]
1		NIL		
2				
TOTAL				




Handwritten signature
Sanam

(III)-(a) Statement showing the voting pattern of shareholders, if more than one class of shares/securities is issued by the issuer.

(Give description of voting rights for each class of security.)

Class X:
Class Y:
Class Z:)

Category code	Category of shareholder	Number of Voting Rights held in each class of securities			Total Voting Rights (III+IV+V)	Total Voting Rights i.e. (VI)	
		Class X	Class Y	Class Z		As a percentage of (A+B)	As a percentage of (A+B+C)
(I)	(II)	(III)	(IV)	(V)	(VI)	(VII)	(VIII)
(A)	Promoter and Promoter Group						
1	Indian						
(a)	Individuals/ Hindu Undivided Family						
(b)	Central Government/ State Government(s)						
(c)	Bodies Corporate						
(d)	Financial Institutions/ Banks						
(e)	Any Other (specify)			NIL			
	Sub-Total (A)(1)						
2	Foreign						
(a)	Individuals (Non-Resident Individuals/ Foreign Individuals)						
(b)	Bodies Corporate						
(c)	Institutions						
(d)	Any Other (specify)						
	Sub-Total (A)(2)						
	Total Shareholding of Promoter and Promoter Group (A)= (A)(1)+(A)(2)						
(B)	Public shareholding						
-1	Institutions						
(a)	Mutual Funds/UTI						
(b)	Financial Institutions/ Banks						
(c)	Central Government/ State Government(s)						
(d)	Venture Capital Funds						
(e)	Insurance Companies						
(f)	Foreign Institutional Investors						
(g)	Foreign Venture Capital Investors						
(h)	Any Other (specify)						
	Sub-Total (B)(1)			NIL			
-2	Non-institutions						
(a)	Bodies Corporate						
(b)	Individuals -						
	i. Individual shareholders holding nominal share capital up to Rs. 1 lakh.						
	ii. Individual shareholders holding nominal share capital in excess of Rs. 1 lakh.						
(c)	Any Other (specify)						
	Sub-Total (B)(2)						
	Total Public Shareholding (B)= (B)(1)+(B)(2)						
	TOTAL (A)+(B)						
(C)	Shares held by Custodians and against which Depository Receipts have been issued						
	GRAND TOTAL (A)+(B)+(C)						



Ramesh V. J.