

May 29, 2015

Bombay Stock Exchange Ltd.
Sir P J Towers
Dalal Street
Mumbai 400 001

National Stock Exchange of India Ltd.
Exchange Plaza, 5th Floor, Plot No. C/1
G Block, Bandra-Kurla Complex
Bandra(E), Mumbai 400 051

Kind Attn: General Manager – DCS

Kind Attn: Head- Listing

corp.relations@bseindia.com

cmlist@nse.co.in

Sub: Audited Financial Results for the Quarter & Year ended 31.03.2015

Dear Sirs

This is for your kind intimation that the Company had mailed the **Audited Financial Results for the quarter and year ended 31st March, 2015** at cmlist@nse.co.in.

However, there was a minor error in the grouping of the figures under Trade Receivables and Short Term Loans and Advances of the Standalone Statement of Assets and Liabilities part.

We have rectified and enclosed the same with this letter.

Please consider the enclosed Financial Results instead of the previous one submitted..

Kindly do the needful.

Thanking you

Yours faithfully

For **BROOKS LABORATORIES LTD.**


ANKIT PAREKH
COMPANY SECRETARY




BROOKS LABORATORIES LIMITED
 Regd Office: Village Kishanpura, Nalagarh Road, Baddi, Dist. Solan H.P.-174101
 CIN NO: L24232HP2002PLC000267

Tel No : +91 1795 654001/02/03, Fax No :+91 1795 236939, E-mail : investors@brookslabs.net, Website: www.brookslabs.net
 Audited Financial Results for the Quarter/ Year Ended March 31, 2015

PART I

Particulars	Quarter Ended			Year Ended	
	31.03.2015	31.12.2014	31.03.2014	31.03.2015	31.03.2014
	(Audited)	(Unaudited)	(Audited)	(Audited)	(Audited)
1 Income from operations					
(a) Net sales/income from operations (Net of excise duty)	2,351.43	2,368.19	1,882.02	8,521.33	8,526.85
Total income from operations (net)	2,351.43	2,368.19	1,882.02	8,521.33	8,526.85
2 Expenses					
(a) Cost of materials consumed	1,669.66	1,651.41	1,375.13	6,041.14	5,973.69
(b) Changes in inventories of finished goods & work-in-progress	(25.24)	22.06	(84.61)	23.61	(118.63)
(d) Employee benefits expense	120.19	124.04	53.12	473.21	256.49
(e) Depreciation and amortisation expense (Refer Note 2)	26.44	23.28	20.04	110.36	83.18
(f) Other Expenses	383.05	364.24	297.70	1,297.27	1,563.65
Total expenses	2,174.10	2,185.03	1,661.38	7,945.59	7,758.38
Profit / (Loss) from operations before other income, finance costs and exceptional items (1-2)	177.33	183.16	220.64	575.74	768.47
3 Other income	37.18	68.38	0.40	225.17	0.57
Profit / (Loss) from ordinary activities before finance costs and exceptional items (3 + 4)	214.51	251.54	221.04	800.91	769.04
5 Finance costs	11.16	25.99	4.35	44.34	11.88
Profit / (Loss) from ordinary activities after finance costs but before exceptional items (5 - 6)	203.35	225.55	216.69	756.57	757.16
8 Exceptional items / Prior period items (Refer Note 5)	68.29	-	-	278.47	-
Profit / (Loss) from ordinary activities before tax (7 - 8)	271.64	225.55	216.69	1,035.04	757.16
10 Tax expense (Refer Note 6)	37.39	46.78	17.00	88.32	33.20
Net Profit / (Loss) from ordinary activities after tax (9 - 10)	234.24	178.77	199.69	946.72	723.96
12 Extraordinary items	-	-	-	-	-
13 Net Profit / (Loss) for the period (11 + 12)	234.24	178.77	199.69	946.72	723.96
14 Share of profit / (loss) of associates*	-	-	-	-	-
15 Minority interest *	-	-	-	-	-
Net Profit / (Loss) after taxes, minority interest and share of profit / (loss) of associates (13 + 14 + 15) *	234.24	178.77	199.69	946.72	723.96
17 Paid-up equity share capital (Face Value Rs.10/- per share)	1,618.64	1,618.64	1,618.64	1,618.64	1,618.64
18 Reserve excluding Revaluation Reserves as per balance sheet of previous accounting year	-	-	-	-	9,610.42
Earnings per share (before extraordinary items) (of Rs.10/- each) (not annualised):					
19.ii (a) Basic -in Rs.	1.45	1.10	0.87	5.85	4.47
(b) Diluted- in Rs.	1.45	1.10	0.87	5.85	4.47
Earnings per share (after extraordinary items) (of Rs.10/- each) (not annualised):					
19.ii (a) Basic -in Rs.	1.45	1.10	0.87	5.85	4.47
(b) Diluted- in Rs.	1.45	1.10	0.87	5.85	4.47
PART - II					
A PARTICULARS OF SHAREHOLDING					
1 Public shareholding					
-Number of shares	6,374,473	6,374,473	6,374,473	6,374,473	6,374,473
-Percentage of shareholding	39.38%	39.38%	39.38%	39.38%	39.38%
2 Promoters and Promoter Group Shareholding					
a) Pledged / Encumbered					
-Number of shares	-	-	-	-	-
-Percentage of shares (as a % of the total shareholding of promoter and promoter group)	-	-	-	-	-
-Percentage of shares (as a % of the total share capital of the company)	-	-	-	-	-
b) Non - encumbered					
-Number of shares	9,811,949	9,811,949	9,811,949	9,811,949	9,811,949
-Percentage of shares (as a % of the total shareholding of promoter and promoter group)	100%	100%	100%	100%	100%
-Percentage of shares (as a % of the total share capital of the company)	60.62%	60.62%	60.62%	60.62%	60.62%



Brooks Laboratories Limited

Standalone Statement of Assets and Liabilities as on March 31, 2015

Particulars		Year ended	Year ended
		31.03.2015	31.03.2014
		(Audited)	(Audited)
A	EQUITY AND LIABILITIES		
1	Shareholders' funds		
	(a) Share capital	1,618.64	1,618.64
	(b) Reserves and surplus {Refer Note 4 - (i) & (ii)}	9,523.04	9,610.42
	Sub-total - Shareholders' funds	11,141.68	11,229.07
2	Non-current liabilities		
	(a) Deferred tax liabilities (net)	132.90	159.61
	(b) Long-term provisions	66.17	60.76
	Sub-total - Non-current liabilities	199.07	220.37
3	Current liabilities		
	(a) Short-term borrowings	51.25	13.81
	(b) Trade payables	1,906.69	1,602.07
	(c) Other current liabilities	177.81	173.67
	(d) Short-term provisions	37.97	7.66
	Sub-total - Current liabilities	2,173.72	1,797.20
	TOTAL - EQUITY AND LIABILITIES	13,514.47	13,246.64
B	ASSETS		
1	Non-current assets		
	(a) Fixed assets	6,918.11	5,731.12
	(b) Non-current investments	2.00	2.00
	(c) Long-term loans and advances {Refer Note 4(ii)}	1,116.10	1,714.93
	(d) Other non-current assets {Refer Note 4(i)}	-	328.60
	Sub-total - Non-current assets	8,036.21	7,776.65
2	Current assets		
	(a) Inventories	753.39	602.87
	(b) Trade receivables	1,929.46	1,646.36
	(c) Cash and cash equivalents	2,292.28	2,998.82
	(d) Short-term loans and advances	356.11	73.64
	(e) Other current assets	147.02	148.30
	Sub-total - Current assets	5,478.26	5,469.99
	TOTAL - ASSETS	13,514.47	13,246.64

[Handwritten signature]





B INVESTOR COMPLAINTS FOR YEAR ENDED March 31, 2015
Opening Balance : Nil, Received and Resolved: Nil, Closing Balance: Nil

Notes :

- 1 The above results were reviewed by the Audit Committee and approved by the Board of Directors at their respective meetings held on May 29, 2015.
- 2 The Company has revised its depreciation rates on tangible fixed assets w.e.f. April 01, 2014 as per the useful life specified in Schedule II of the Companies Act, 2013 . As prescribed in Schedule II, an amount of Rs.5.52 lacs (net of deferred tax) has been charged to the opening balance of retained earnings for the assets in respect of which the remaining useful life is NIL as on April 01, 2014. In respect of other assets on that date, depreciation has been calculated based on the remaining useful life of those assets. Had the Company continued with the previously applicable Schedule XIV rates, charge for depreciation for the current quarter and year ended ended on March 31, 2015 would have been lower and net profit would have been higher by Rs. 5.59 lacs and Rs. 25.29 lacs respectively.
- 3 The Company has raised an amount of Rs. 6300.00 Lacs through a public issue of equity shares in the year 2011-12. Out of the said proceeds and in terms of the offer document an amount of Rs 5983.12 lacs has been deployed partly in setting up a new manufacturing unit at Gujarat , general corporate purpose and meeting IPO expenses till the end of the year. The balance of Rs 316.88 lacs have been temporarily invested in fixed deposits with banks.
- 4 During the second quarter of the current year the Company had made the following rectifications for erroneous accounting in the earlier years :-
 - (i) IPO expenses amounting to Rs. 328.60 lacs reflected as Preliminary Expenditure under the head Other Non- Current Assets has been debited to the Securities Premium Account. This has resulted in decrease in Securities Premium and Other Non- Current Assets by identical amounts.
 - (ii) In the year 2012-13, the Company had disclosed an income of Rs. 700.00 lacs during the survey u/s 133A of Income Tax Act 1961, which, the Company had debited to Long Term Loan & Advances and credited to Reserves & Surplus . The Company has rectified this by reversing the same, resulting in decrease of Reserves & Surplus and Long Term Loan Advances by identical amounts.
- 5 Exceptional items in current quarter & year ended includes the following :-
 - (i) In the year 2012-13 the Company had inadvertently reduced the sales price from the Gross Block of Fixed Assets and not accounted the profit on sale of Land. During the second quarter of the Current Year the same was rectified and income of Rs. 19.01 lacs was accounted as prior period income.
 - (ii) In the year 2013-14 the Company had inadvertently accounted for excess purchase of Rs. 22 lacs & provision for late delivery charges of Rs. 46.29 lacs . The Company has rectified the same and income of Rs. 68.29 lacs has been accounted as prior period income in the current quarter.
 - (iii) During the second quarter of the current year the Company has sold Land at a profit of Rs. 191.17 lacs.
- 6 Securities and Exchange Board of India (SEBI) has passed an Adjudication Order No – ID-4/AO/DRK/675-680/01-05/2015 dated January 12, 2015 against the Company and its directors/officials. As per the said Order, a penalty of Rs 1 crore is imposed on the Company and Rs 10.8 crores on five other entities comprising of three directors and two former officials of the Company. This is on account of certain irregularities/ fraudulent activities in its IPO covering the period from June 2011 to September 2011. However the Company doesn't agree with the said findings of the Order and has filed an Appeal against the same before Securities Appellate Tribunal.
- 7 The Company has received a Notice of Demand for Rs. 1400.72 lacs u/s 156 of the Income Tax Act, 1961 for the Assesment year 2012-13. The Company has filed an appeal against the same.
- 8 Tax expense includes Current Tax, Mat Credit Entitlement and Deferred Tax.
- 9 The above financial statements complies with the applicable Accounting Standards as notified under the Companies (Accounting Standards) Rules, 2006.
- 10 The Company is mainly engaged in the business of "Pharmaceutical Formulations" and there is no other reportable business segment as per Accounting Standard (AS-17) as notified under the Companies (Accounting Standards) Rules, 2006.
- 11 Figures of the previous period / year have been reclassified/ regrouped wherever necessary.

For and on behalf of the Board


Rajesh Mahajan
DIN No. : 02000634
Managing Director



Date : May 29, 2015

Place : Mumbai