

Part I


Rs lakhs

AUDITED FINANCIAL RESULTS FOR THE QUARTER AND YEAR ENDED 31.03.2015								
Sl No	Particulars	Stand Alone					Consolidated	
		3 Months Ended			Year Ended		Year Ended	
		Audited	Unaudited	Audited	Audited	Audited	Audited	Audited
		31.03.2015	31.12.2014	31.03.2014	31.03.2015	31.03.2014	31.03.2015	31.03.2014
1	a). Net Sales / Income from Operations	8584	10805	12,609	43,347	51,405	43,840	52,103
	b). Other Operating Income	195	123	369	703	715	737	741
2	Expenditure							
	i) Consumption of Raw Materials	4982	5756	7,161	26,430	30,450	26,706	30,889
	ii) Purchase of stock in trade	-	-	357	205	1,438	205	1,438
	iii) Changes in inventories of finished goods, work in progress and stock in trade	(198)	1031	107	(235)	(605)	(217)	(594)
	iv) Employee benefit expense	1330	1261	1,337	5,331	5,207	5,405	5,295
	v) Power and Fuel	1367	1408	1,732	5,790	6,224	5,817	6,260
	vi) Depreciation	273	163	356	1,037	1,511	1,227	1,711
	vii) Other Expenditure	1208	1372	1,527	5,301	5,496	5,384	5,578
	Total	8962	10991	12577	43,859	49721	44,527	50577
3	Profit from Operations before Other Income, Interest and Exceptional Items (1-2)	(183)	(63)	401	191	2399	50	2,267
4	Other Income	146	153	388	585	503	578	493
5	Profit before Interest and Exceptional Items (3+4)	(37)	90	789	776	2902	628	2,760
6	Finance costs	520	575	671	2,304	2,380	2,307	2,382
7	Profit after finance costs but before Exceptional Items (5-6)	(557)	(485)	118	(1,528)	522	(1,679)	378
8	a.Exceptional Items - Income	-	-	-	-	-	-	-
	b.Exceptional Items -Expenses	16	31	31	187	40	187	40
9	Profit (+) / Loss (-) from Ordinary Activities Before Tax (7 - 8)	(573)	(516)	87	(1,715)	482	(1,866)	338
10	Tax expense	(176)	(165)	72	(541)	150	(539)	152
11	Net Profit (+) / Loss (-) from Ordinary Activities after Tax (9-10)	(397)	(351)	15	(1,174)	332	(1,327)	186
12	Extraordinary Items	-	-	-	-	-	-	-
13	Net Profit (+) / Loss (-) for the period (11-12)	(397)	(351)	15	(1,174)	332	(1,327)	186
14	Share of profit / (loss) of Associates	-	-	-	-	-	-	-
15	Net Profit (+) / Loss (-) for the period (13 -14)	(397)	(351)	15	(1,174)	332	(1,327)	186
16	Paid-up Equity Share Capital - (face value of equity share Re.1 each) - Equity	550	550	550	550	550	550	550
17	Reserves excluding revaluation reserves	-	-	-	5,521	6,784	5,057	6,585
18	Earnings per Share (EPS)							
a	Basic and diluted EPS before extraordinary items for the period, for the year to date and for the previous year (not to be annualized)	(0.72)	(0.64)	0.03	(2.13)	0.60	(2.41)	0.34
b	Basic and diluted EPS after extraordinary items for the period, for the year to date and for the previous year (not to be annualized)	(0.72)	(0.64)	0.03	(2.13)	0.60	(2.41)	0.34

Part II

SELECT INFORMATION FOR THE QUARTER AND YEAR ENDED 31.03.2015								
Sl No	Particulars	Stand Alone					Consolidated	
		3 Months Ended			Year Ended		Year Ended	
		31.03.2015	31.12.2014	31.03.2014	31.03.2015	31.03.2014	31.03.2015	31.03.2014
a	Particulars of Shareholding							
1	Public Share Holdings							
	- No. of Shares	31672360	31672360	31683860	31672360	31683860	31672360	31683860
	- Percentage	57.59	57.59	57.61	57.59	57.61	57.59	57.61
2	Promoters and Promoter Group Shareholding							
a	Pledged / Encumbered							
	- Number of Shares	-	-	-	-	-	-	-
	- Percentage of Shares (as a % of the total shareholding of promoter and promoter group)	-	-	-	-	-	-	-
	- Percentage of Shares (as a % of the total share capital of the Company)	-	-	-	-	-	-	-
b	Non-encumbered							
	- Number of Shares	23327640	23327640	23316140	23327640	23316140	23327640	23316140
	- Percentage of Shares (as a % of the total shareholding of promoter and promoter group)	100.00	100.00	100.00	100.00	100.00	100.00	100.00
	- Percentage of Shares (as a % of the total share capital of the Company)	42.41	42.41	42.39	42.41	42.39	42.41	42.39

R. Senthil




S/ No	Particulars	3 Months ended 31.03.2015
B	Investor Complaints	
1	Pending at the beginning of the year	-
2	Received during the quarter	-
3	Disposed of during the quarter	-
4	Remaining unresolved at the end of the quarter	-

Segmentwise Revenue Details

Rs lakhs

SI No	Particulars	Consolidated	
		Audited	Audited
		YE 31.03.15	YE 31.03.14
1	Segment Revenue		
	Operating Revenue from:		
	a) Textile operations	44050	52120
	b) UPVC Windows, Parts & Accessories	649	935
	Total	44699	53055
	less: Inter Segment Revenue	122	211
	Net Sales / Income from Operations	44577	52844
2	Segment Results		
	(Profit before tax and interest from each segment)		
	a) Textile operations	776	2,902
	b) UPVC Windows, Parts & Accessories	2	8
	c) Unallocated	(150)	(150)
	Total	628	2,760
	Less: Interest	2307	2,382
	Un-allocable expenditure net off	-	-
	Un-allocable Income	-	-
	Total Profit before Tax	(1679)	378
3	Capital Employed		
	a) Textile operations	18584	21261
	b) UPVC Windows, Parts & Accessories - Domestic	1255	1425
		19839	22686
	Unallocated Corporate Capital Employed	-	-
	Total Capital Employed	19839	22686

R. D. ...



Standalone Statement of Assets and Liabilities

Rs lakhs

Sl No	Particulars	Standalone		Consolidated	
		31.03.2015	31.03.2014	31.03.2015	31.03.2014
A	EQUITY AND LIABILITIES				
1	Shareholders' Funds				
	a) Share Capital	550	550	550	550
	b) Reserves and Surplus	5521	6784	5057	6585
2	Share application money pending allotment				
3	Non-current liabilities				
	a) Long-term borrowings	3968	3157	3968	3157
	b) Othe Long-term Liabilities	-	30	-	43
	c) Long-term Provisions	438	459	438	459
4	Current liabilities				
	a) Short-term borrowings	7676	10009	7694	10009
	b) Trade payables	5062	4690	5088	4765
	c) Other current liabilities	2249	2262	2445	2333
	d) Short-term provisions	286	271	291	394
	Total	25750	28212	25531	28295
B	ASSETS				
	Non-current assets				
1	Fixed Assets				
	i) Tangible Assets	9292	9512	9751	10172
	ii) Intangible Assets	2	7	2	157
	iii) Capital work-in Progress	-	84	-	84
	b) Non-current investments	2731	2731	1331	1331
	c) Deferred tax assets (net)	1326	742	1580	945
	d) Other Non-current Assets	1334	1357	1339	1371
2	Current assets				
	a) Inventories	3979	6201	4141	6357
	b) Trade receivables	3770	3877	4019	4255
	c) Cash and cash equivalents	131	220	148	262
	d) Short-term loans and advances	2589	2727	2624	2607
	e) Other current assets	596	754	596	754
	Total	25750	28212	25531	28295

Notes:

- The above results were reviewed by the Audit Committee held on the 20th May 2015 and approved by the Board of Directors in their meeting held on 27th May, 2015.
- Due to carry forward losses, the directors have not recommended any dividend for the year.
- Previous period figures have been re-grouped wherever necessary.
- The figures of last quarter are the balancing figures between audited figures in respect of the full financial year and the published Year-todate figures upto the third quarter of the current financial year.
- Considering the amended provisions of Schedule II of the companies Act 2013, the useful life of certain class of assets, based on technical evaluation considered as follows:

- Plant & Machinery Single Shift (Textile Machinery) - 20 Years
- Plant & Machinery Triple Shift (Textile Machinery) - 10 Years
- Roads, Fences, Walls - 15 Years

For Stand Alone Financials the value of assets whose useful life is exhausted as on 01-04-2014, calculated under the new act amounting to Rs.132.25 Lakhs, for the year ended 31st March 2015, have been adjusted to General Reserve net of deferred tax of Rs. 42.91 Lakhs.

For Consolidated Financials the value of assets whose useful life is exhausted as on 01-04-2014, calculated under the new act amounting to Rs.293.02 Lakhs, for the year ended 31st March 2015, have been adjusted to General Reserve net of deferred tax of Rs. 92.28 Lakhs.

- The exceptional item represents Voluntary Retirement compensation to the employees of the company.


Coimbatore
27th May, 2015

For Super Spinning Mills Ltd



Sumanth Ramamurthi
Executive Chairman

DIN : 00002773



For Super Spinning Mills Ltd

Executive Chairman

REDDY, GOUD & JANARDHAN

CHARTERED ACCOUNTANTS

P. SHANMUGASUNDARAM, B.Com., LL.B., F.C.A.

BALAKRISHNA S. BHAT, B.Com., F.C.A.

B. ANAND, B. Sc., F.C.A.



Apt. No.106, Embassy Centre
No.11, Crescent Road
Bangalore-560 001

Tel. :22265438,22260055
22202709 Fax: 22265572

E-mail : ca.sjassociates@gmail.com

Auditor's Report On Quarterly Financial Results and Year to Date Financial Results of Super Spinning Mills Limited pursuant to Clause 41 of the Listing Agreement

To

The Board of Directors of Super Spinning Mills Limited

We have audited the quarterly financial results of **Super Spinning Mills Limited** ('the Company') for the quarter ended 31st March 2015 and the year to date financial results for the period from 1st April 2014 to 31st March 2015, attached herewith, being submitted by the Company pursuant to the requirement of clause 41 of the Listing Agreement, except for the disclosures regarding 'Public Shareholding' and 'Promoter and Promoter Group Shareholding' which have been traced from disclosures made by the management and have not been audited by us. These quarterly financial results as well as the year to date financial results have been prepared on the basis of the interim financial statements, which are the responsibility of the Company's management. Our responsibility is to express an opinion on these financial results based on our audit of such interim financial statements, which have been prepared in accordance with the recognition and measurement principles laid down in Accounting Standard (AS) 25, Interim Financial Reporting, specified under Section 133 of the Companies Act, 2013 read with Rule 7 of the Companies (Accounts) Rules, 2014 and other accounting principles generally accepted in India.

We conducted our audit in accordance with the auditing standards generally accepted in India. Those standards require that we plan and perform the audit to obtain reasonable assurance about whether the financial results are free of material misstatements. An audit includes examining, on a test basis, evidence supporting the amounts disclosed as financial results. An audit also includes assessing the accounting principles used and significant estimates made by management. We believe that our audit provides a reasonable basis for our opinion.

In our opinion and to the best of our information and according to the explanations given to us these quarterly financial results as well as the year to date results:

- (i) are presented in accordance with the requirements of clause 41 of the Listing Agreement in this regard; and
- (ii) give a true and fair view of the Net Loss and other financial information for the quarter ended 31st March 2015 as well as year to date results for the period from 1st April 2014 to 31st March 2015.



Further, we also report that we have, on the basis of the books of account and other records and information and explanations given to us by the management, also verified the number of shares as well as percentage of shareholdings in respect of aggregate amount of public shareholdings, as furnished by the company in terms of clause 35 of the Listing Agreement and found the same to be correct.

For Reddy, Goud & Janardhan
Chartered Accountants
Registration No.003254S



A handwritten signature in blue ink, appearing to read "S Bhat".

Balakrishna S Bhat
Partner
Membership No.202976

Coimbatore
27th May, 2015

REDDY, GOUD & JANARDHAN

CHARTERED ACCOUNTANTS

P. SHANMUGASUNDARAM, B.Com., LL.B., F.C.A.

BALAKRISHNA S. BHAT, B.Com., F.C.A.

B. ANAND, B. Sc., F.C.A.



Apt. No.106, Embassy Centre
No.11, Crescent Road
Bangalore-560 001

Tel. :22265438,22260055
22202709 Fax: 22265572

E-mail : ca.sjassociates@gmail.com

Auditor's Report On Quarterly Consolidated Financial Results and Consolidated Year to Date Financial Results of Super Spinning Mills Limited pursuant to Clause 41 of the Listing Agreement

To

The Board of Directors of Super Spinning Mills Limited

We have audited the consolidated quarterly financial results of Super Spinning Mills Limited ('the Company') and its subsidiaries for the quarter ended 31st March 2015 and the consolidated year to date financial results for the period from 1st April 2014 to 31st March 2015, attached herewith, being submitted by the Company pursuant to the requirement of clause 41 of the Listing Agreement, except for the disclosures regarding 'Public Shareholding' and 'Promoter and Promoter Group Shareholding' which have been traced from disclosures made by the management and have not been audited by us. These consolidated quarterly financial results as well as the consolidated year to date financial results have been prepared on the basis of the consolidated interim financial statements, which are the responsibility of the Company's management. Our responsibility is to express an opinion on these consolidated financial results based on our audit of such consolidated interim financial statements, which have been prepared in accordance with the recognition and measurement principles laid down in Accounting Standard (AS) 25, Interim Financial Reporting, specified under Section 133 of the Companies Act, 2013 read with Rule 7 of the Companies (Accounts) Rules, 2014 and other accounting principles generally accepted in India.

We conducted our audit in accordance with the auditing standards generally accepted in India. Those standards require that we plan and perform the audit to obtain reasonable assurance about whether the financial results are free of material misstatements. An audit includes examining, on a test basis, evidence supporting the amounts disclosed as financial results. An audit also includes assessing the accounting principles used and significant estimates made by management. We believe that our audit provides a reasonable basis for our opinion.

We did not audit the financial statements of the subsidiaries mentioned below, which are included in the consolidated quarterly financial results and consolidated year to date results, whose consolidated interim financial statements, reflect total assets of Rs.1520 lakhs as on 31st March 2015 as well as total revenue of Rs.657 lakhs for the year ended 31st March 2015. These interim financial statements and other financial information have been audited by other auditors whose reports have been furnished to us and our opinion on the consolidated quarterly financial results and the consolidated year to date results, to the extent they have been derived from such consolidated interim financial statements is based solely on the report of such other auditors.



In our opinion and to the best of our information and according to the explanations given to us these consolidated quarterly financial results and consolidated year to date financial results:

(i) include the quarterly financial results and year to date financial results of the following subsidiaries

- a. Sara Elgi Arteriors Limited
- b. Elgi Building Products Limited

(ii) have been presented in accordance with the requirements of clause 41 of the Listing Agreement in this regard; and

(iii) give a true and fair view of the consolidated Net Loss and other financial information for the quarter ended 31st March 2015 as well as the consolidated year to date results for the period from 1st April 2014 to 31st March 2015.

Further, read with paragraph 1 above, we also report that we have, on the basis of the books of account and other records and information and explanations given to us by the management, also verified the consolidated number of shares as well as percentage of shareholdings in respect of aggregate amount of consolidated public shareholdings, as furnished by the company in terms of clause 35 of the Listing Agreement and found the same to be correct.

For Reddy, Goud & Janardhan
Chartered Accountants
Registration No.003254S



A handwritten signature in blue ink, appearing to read "S Bhat".

Balakrishna S Bhat
Partner
Membership No.202976

Coimbatore
27th May, 2015