



May 12, 2015

Bombay Stock Exchange Ltd,
Floor 25, P.J Towers
Dalal Street
Mumbai 400001

Ref : Scrip Code "513121"
Sub: Ref. your Email dated 11th May, 2015

Dear Sirs,


With reference to above referred email, we are submitting herewith revised Shareholding Pattern for the quarter ended March 31, 2015 under clause 35 of the Listing Agreement.

We hope you will find the same in order and request you to acknowledge the receipt and take on your records.

Thanking You,

Yours Faithfully,
For Oricon Enterprises Limited

Sanjay Jain
Company Secretary




Regd. Office : 1076, Dr. E. Moses Road, P. B. No. 6584, Worli, Mumbai - 400 018. Fax : 24950314, 24963055
Phone : 2492 5581 - 82, 2496 4656 - 60, E-mail : oclcont@vsnl.com

CIN : L28100MH1968PLC014156


Introductory sub-table (I)(a)

Name of the Company: ORICON ENTERPRISES LIMITED			
Scrip Code, Name of the scrip, class of security: EQUITY 513121			
Quarter ended: 31ST MARCH, 2015			
Partly paid-up shares:-			
	No. of partly paid-up shares	As a % of total no. of partly paid-up shares	As a % of total no. of shares of the company
Held by promoter/promoter group	0	0	0
Held by public	0	0	0
Total	0	0	0
Outstanding convertible securities:-			
	No. of outstanding securities	As a % of total no. of outstanding convertible securities	As a % of total no. of shares of the company, assuming full conversion of the convertible securities
Held by promoter/promoter group	0	0	0
Held by public	0	0	0
Total	0	0	0
Warrants:-			
	No. of warrants	As a % of total no. of warrants	As a % of total no. of shares of the company, assuming full conversion of warrants
Held by promoter/promoter group	0	0	0
Held by public	0	0	0
Total	0	0	0
Total paid-up capital of the company, assuming full conversion of warrants and convertible securities	157047715 Equity Shares of Rs. 2/- each aggregating to Rs. 314095430		100



Statement Showing Shareholding Pattern

Category code	Category of Shareholder	Number of Shareholders	Table (I)(a)		Total shareholding as a percentage of total number of shares		Shares Pledged or otherwise encumbered		
			Total number of shares	Number of shares held in dematerialized form	As a percentage of (A+B) ¹	As a percentage of (A+B+C)	Number of shares	As a percentage	
									(IV)
(A)	Shareholding of Promoter and								
1	Indian								
(a)	Individuals/ Hindu Undivided Family								
		45	92295529	92295529	58.77	58.77	29600000	32.07	
(b)	Central Government/ State Government(s)	0	0	0	0.00	0.00	0	#DIV/0!	
(c)	Bodies Corporate	9	12856710	12856710	8.19	8.19	0	0.00	
(d)	Financial Institutions/ Banks	0	0	0	0.00	0.00		#DIV/0!	
(e)	Any Others(Specify)	0	0	0	0.00	0.00		#DIV/0!	
(e-i)					0.00	0.00		#DIV/0!	
(e-ii)					0.00	0.00		#DIV/0!	
	Sub Total(A)(1)	54	105152239	105152239	66.96	66.96	29600000	28.15	
2	Foreign								
a	Individuals (Non-Residents Individuals/ Foreign Individuals)	0	0	0	0.00	0.00	0	#DIV/0!	



b	Bodies Corporate	0	0	0	0.00	0.00	0	#DIV/0!
c	Institutions	0	0	0	0.00	0.00	0	#DIV/0!
d	Qualified Foreign Investor	0	0	0	0.00	0.00	0	#DIV/0!
e	Any Others(Specify)	0	0	0	0.00	0.00	0	#DIV/0!
e-i					0.00	0.00		#DIV/0!
e-ii								
	Sub Total(A)(2)	0	0	0	0.00	0.00	0	#DIV/0!
	Total Shareholding of Promoter and	54	105152239	105152239	66.96	66.96	29600000	28.15
(B)	Public shareholding							
1	Institutions							
(a)	Mutual Funds/ UTI	0	0	0	0.00	0.00		
(b)	Financial Institutions / Banks	7	2802051	2800901	1.78	1.78		
(c)	Central Government/ State Government(s)							
		0	0	0	0.00	0.00		
(d)	Venture Capital Funds	0	0	0	0.00	0.00		
(e)	Insurance Companies	0	0	0	0.00	0.00		
(f)	Foreign Institutional Investors	1	10000	10000	0.01	0.01		
(g)	Foreign Venture Capital Investors	0	0	0	0.00	0.00		
(h)	Qualified Foreign Investor	0	0	0	0.00	0.00		
(i)	Any Other (specify)	3	18142338	18142338	11.55	11.55		
(i-i)					0.00	0.00		
(i-ii)								
	Sub-Total (B)(1)	11	20954389	20953239	13.34	13.34		
B 2	Non-Institutions							
(a)	Bodies Corporate	274	11099850	11046400	7.07	7.07		
(b)	Individuals				0.00	0.00		



I	Individuals -i. Individual shareholders holding nominal share capital up to Rs 1 lakh	8823	10559642	9307436	6.72	6.72	
II	ii. Individual shareholders holding nominal share capital in excess of Rs. 1 lakh.	49	7624949	7624949	4.86	4.86	
(c)	Qualified Foreign Investor	0	0	0	0.00	0.00	
(d)	Any Other (specify)	0	0	0	0.00	0.00	
(d-i)	Clearing Member	100	1154921	1154921	0.74	0.74	
(d-ii)	NRI	69	501745	501745	0.32	0.32	
	Sub-Total (B)(2)	9318	30941087	29635451	19.70	19.70	
(B)	Total Public Shareholding (B)= (B)(1)+(B)(2)	9326	51895476	50588690	33.04	33.04	
	TOTAL (A)+(B)	9380	157047715	155740929	100.00	100.00	
(C)	Shares held by Custodians and against which Depository Receipts have been issued						
1	Promoter and Promoter Group	0	0	0	0.00		#DIV/0!
2	Public	0	0	0	0.00		
	Sub-Total (C)	0	0	0	0	0	
	GRAND TOTAL (A)+(B)+(C)	9380	157047715	155740929	100.00	29600000	18.85



Sr.No	Notes
1	IN B (1)(i) Any other Specify 32,45,598 Equity Shares and 41,44,340 held by Clearwater Capital Partners Singapore Fund III pvt Ltd, 1,07,52,400 Equity Shares held by NAF India Holdings Ltd are Foreign Company.
2	
3	
4	
5	
6	
7	
8	
9	



(I)(h) Statement showing holding of securities (including shares, warrants, convertible securities) of persons belonging to the category "Promoter and Promoter Group"

Sr. No.	Name of the shareholder	Details of Shares held		Encumbered shares (*)			Details of warrants		Details of convertible securities		Total shares (including underlying shares assuming full conversion of warrants and convertible securities) as a % of diluted share capital
		Number of shares held	As a % of grand total (A)+(B)+(C)	No.	As a percentage	As a % of grand total (A)+(B)+(C) of sub-clause (I)(a)	Number of warrants held	As a % total number of warrants of the same class	Number of convertible securities held	As a % total number of convertible securities of the same class	
(i)	(ii)	(iii)	(iv)	(v)	(vi) = (v)/(iii) * 100	(vii)	(viii)	(ix)	(x)	(xi)	(xii)
1	Skyland Securities Pvt Ltd	2239900	1.43	0	0.00	0.00	0	#DIV/0!	0	#DIV/0!	1.43
2	Ridhi Sidhi Equifin Ltd	3472300	2.21	0	0.00	0.00	0	#DIV/0!	0	#DIV/0!	2.21
3	Himalaya Builders Pvt Ltd	3100390	1.97	0	0.00	0.00	0	#DIV/0!	0	#DIV/0!	1.97
4	Sarvamangal Mercantile Co. Ltd	3610500	2.30	0	0.00	0.00	0	#DIV/0!	0	#DIV/0!	2.30
5	Debonair Publication Pvt Ltd	183520	0.12	0	0.00	0.00	0		0		0.12
6	Parijat Shipping and Finance Ltd	169400	0.11	0	0.00	0.00	0		0		0.11
7	Venkatesh Karriers Ltd	79400	0.05	0	0.00	0.00	0		0		0.05
8	Parekh Integrated Services Pvt Ltd	1250	0.00	0	0.00	0.00	0		0		0.00
9	Claridge Investment Ltd	50	0.00	0	0.00	0.00	0		0		0.00
10	Rajendra Somani	28907990	18.41	3750000	12.97	2.39	0		0		18.41
11	Surendra Somani	3050780	1.94	1000000	32.78	0.64	0		0		1.94
12	Adarsh Somani	5842332	3.72	4225000	72.32	2.69	0		0		3.72
13	Susheel G Somani	16802502	10.70	900000	5.36	0.57	0		0		10.70



(I)(c)(i) Statement showing holding of securities (including shares, warrants, convertible securities) of persons belonging to the category "Public" and holding more than 1% of the total number of shares

Sr. No.	Name of the shareholder	Number of shares held	Shares as a percentage of total number of shares {i.e., Grand Total (A)+(B)+(C) indicated in Statement at para (I)(a) above}	Details of warrants		Details of convertible securities		Total shares (including underlying shares assuming full conversion of warrants and convertible securities) as a % of diluted share capital
				Number of warrants held	As a % total number of warrants of the same class	Number of convertible securities held	% w.r.t total number of convertible securities of the same class	
1	NAF India Holdings Ltd	10752400	6.85	0	#DIV/0!		#DIV/0!	
2	Shree Venkatesh Metal Packs Pvt Ltd	5172790	3.29	0	#DIV/0!		#DIV/0!	
3	Clearwater Capital Partners Singapore Fund III Pvt Ltd	4144340	2.64	0	#DIV/0!		#DIV/0!	
4	Clearwater Capital Partners Singapore Fund III Pvt Ltd	3245598	2.07	0	#DIV/0!		#DIV/0!	
5	General Insurance Corporation of India	2000000	1.27	0	#DIV/0!		#DIV/0!	
TOTAL		25315128	16.12	0	#DIV/0!	0	#DIV/0!	0



(1)(c)(ii) Statement showing holding of securities (including shares, warrants, convertible securities) of persons (together with PAC) belonging to the category "Public" and holding more than 5% of the total number of shares of the company

Sr. No.	Name(s) of the shareholder(s) and the Persons Acting in Concert (PAC) with them	Number of shares	Shares as a percentage of total number of shares {i.e., Grand Total (A)+(B)+(C) indicated in Statement at para (1)(a) above}	Details of warrants		Details of convertible securities		Total shares (including underlying shares assuming full conversion of warrants and convertible securities) as a % of diluted share capital
				Number of warrants	As a % total number of warrants of the same class	Number of convertible securities held	% w.r.t total number of convertible securities of the same class	
1	NAF India Holdings Ltd	10752400	6.85	0	0	0	0	0
TOTAL		10752400	6.85	0	#DIV/0!	0	#DIV/0!	0



(D)(d) Statement showing details of locked-in shares

Sr. No.	Name of the shareholder	Number of locked-in shares	Locked-in shares as a percentage of total number of shares (i.e., Grand Total (A)+(B)+(C) indicated in Statement at para (I)(a) above)
1	Rajendra Somani	5934874	3.78
2	Surendra Somani	88681	0.06
3	Susheel G Somani	3927622	2.50
4	Mridula Somani	189014	0.12
5	Adarsh Somani	391691	0.25
6	Varun Somani	215230	0.14
7	Suhrid Somani	172127	0.11
8	Hridai Somani	109260	0.07
9	Nupur Somani	108541	0.07
10	Vandana Somani	181060	0.12
11	Vrinda Somani	51632	0.03
12	Jaya Somani	65514	0.04
13	Kumkum Somani	98389	0.06
14	Anushree Somani	51632	0.03
15	Namrata Somani	171748	0.11
16	B K Toshniwal	31000	0.02
17	V N Khanna	4125	0.00
18	Sujata Parekh Kumar	260184	0.17
19	Premnarain Khanna	737	0.00
20	Skyland Securites Pvt Ltd	431608	0.27
21	Himlaya Builders Pvt Ltd	468405	0.30
22	Ridhi Sidhi Equifin Ltd	671926	0.43
			0.00
TOTAL		13625000	8.68



(II)(a) Statement showing details of Depository Receipts (DRs)

Sr. No.	Type of outstanding DR (ADRs, GDRs, SDRs, etc.)	Number of outstanding DRs	Number of shares underlying outstanding DRs	Shares underlying outstanding DRs as a percentage of total number of shares (i.e., Grand Total (A)+(B)+(C) indicated in Statement at para (I)(a) above)
1				0.00
2	NIL			0.00
3				0.00
4				0.00
5				0.00
6				0.00
7				0.00
8				0.00
9				0.00
TOTAL		0	0	0.00



(II)(b) Statement showing holding of Depository Receipts (DRs), where underlying shares held by "promoter/promoter group" are in excess of 1% of the total number of shares

Sr. No.	Name of the DR Holder	Type of outstanding DR (ADRs, GDRs, SDRs, etc.)	Number of shares underlying outstanding DRs	Shares underlying outstanding DRs as a percentage of total number of shares [i.e., Grand Total (A)+(B)+(C) indicated in Statement at para (I)(a) above]
1				
2	NIL			
3				
4				
5				
6				
7				
8				
9				
TOTAL			0	

