



IS:15622:2006



CML 9829610

4<sup>th</sup> May, 2015

**The Secretary**  
National Stock Exchange of India Limited  
Exchange Plaza, 5<sup>th</sup> Floor, Bandra Kurla Complex,  
Bandra (E),  
Mumbai – 400 051

**Ms. Chitra Shekhar** ...  
DCS – CRD  
BSE Limited  
1<sup>st</sup> Floor, Phiroze Jeejeebhoy Towers,  
New Trading Ring, Rotunda, Dalal Street  
Mumbai - 400 001

Dear Sir/Madam,

**Sub: Submission Revised Shareholding Pattern of the Company as on**  
**31.03.2015**

We wish to inform you that the Shareholding pattern of the Company submitted with the stock exchange as per Clause 35 of the Listing Agreement on 9<sup>th</sup> April, 2015 for the quarter ended 31<sup>st</sup> March, 2015 is required to be revised. The words "Foreign Company" is inadvertently written as "OCBs" under Part B(2) (d) (i) of the Shareholding pattern. However the shareholding of the foreign Companies given under the heading is correct and do not require any change. We request you to please take note of this and oblige.

We trust you will find the same in order.

Thanking you,

Yours faithfully,  
**For Somany Ceramics Limited**

**Amrish Julka**  
AGM (Legal) and Company Secretary

Encl. As above

**SOMANY CERAMICS LIMITED**

Works : Kassar-124 507, Distt. Jhajjar, Bahadurgarh, Haryana, India. Tel : +91-1276-223300, 241001 to 05, Fax : +91-1276-241006 / 241011.

Corporate Office : F-36, Sector-6, Noida - 201 301, Telefax. : +91-120-4627900 to 4627999, 4628000 to 4628099.

Registered Office : 82/19, Bhakerwara Road, Mundka, New Delhi-110 041, India. Tel : +91-11-28341085.

Corporate Identity Number (CIN) : L40200DL1968PLC005169

**(1)(a) Statement Showing Shareholding Pattern**

<b>Name of the Company: SOMANY CERAMICS LIMITED</b>			
<b>Scrip Code: BSE - 531548, NSE - SOMANYCERA</b>			
<b>Name of the scrip: BSE - SOMANY, NSE - SOMANYCERA</b>			
<b>Class of Security: Equity Shares of Rs. 2/- each</b>			
<b>Quarter ended: 31/03/2015</b>			
<b>Partly paid-up shares:-</b>	<b>No. of partly paid-up shares</b>	<b>As a % of total no. of partly paid-up shares</b>	<b>As a % of total no. of shares of the Company</b>
Held by Promoter/Promoters Group	NIL	NIL	NIL
Held by Public	NIL	NIL	NIL
<b>Total</b>	<b>NIL</b>	<b>NIL</b>	<b>NIL</b>
<b>Outstanding convertible securities:-</b>	<b>No. of outstanding securities</b>	<b>As a % of total no. of outstanding convertible securities</b>	<b>As a % of total no. of shares of the Company, assuming full conversion of the convertible securities</b>
Held by Promoter/Promoters Group	NIL	NIL	NIL
Held by Public	NIL	NIL	NIL
<b>Total</b>	<b>NIL</b>	<b>NIL</b>	<b>NIL</b>
<b>Warrants:-</b>	<b>No. of warrants</b>	<b>As a % of total no. of warrants</b>	<b>As a % of total no. of shares of the Company, assuming full conversion of warrants</b>
Held by Promoter/Promoter Group	NIL	NIL	NIL
Held by Public	NIL	NIL	NIL
<b>Total</b>	<b>NIL</b>	<b>NIL</b>	<b>NIL</b>
<b>Total paid-up capital of the Company, assuming full conversion of warrants and convertible securities</b>	<b>38,844,826 Equity shares of Rs. 2/- each</b>		




Category Code	Category of shareholder	Number of shareholders	Total number of shares	Number of shares held in de materialized form	Total shareholding as a percentage of total number of shares		Shares Pledged or otherwise encumbered	
					As a percentage of (A+B)	As a percentage of (A+B+C)	Number of Shares	As a Percentage
(I)	(II)	(III)	(IV)	(V)	(VI)	(VII)	(VIII)	(IX)=(VIII)/(IV)*100
(A)	Shareholding of Promoter and Promoter group							
(1)	Indian							
(a)	Individuals/Hindu Undivided Family	8	3,125,465	3,125,465	8.05	8.05	NIL	N. A.
(b)	Central Government/State Government(s)	-	-	-	-	-	-	-
(c)	Bodies Corporate	3	18,713,895	18,713,895	48.18	48.18	-	-
(d)	Financial Institutions/Banks	-	-	-	-	-	-	-
(e)	Any Other(specify)	-	-	-	-	-	-	-
	<b>Sub-Total(A)(1)</b>	<b>11</b>	<b>21,839,360</b>	<b>21,839,360</b>	<b>56.22</b>	<b>56.22</b>	-	-
(2)	Foreign							
(a)	Individuals (Non-Resident Individuals/Foreign Individuals)	-	-	-	-	-	-	-
(b)	Bodies Corporate	-	-	-	-	-	-	-
(c)	Institutions	-	-	-	-	-	-	-
(d)	Qualified Foreign Investor	-	-	-	-	-	-	-
(e)	Any Other(specify)	-	-	-	-	-	-	-
	<b>Sub-Total(A)(2)</b>	<b>-</b>	<b>-</b>	<b>-</b>	<b>-</b>	<b>-</b>	-	-
	<b>Total Shareholding of Promoter and Promoter Group (A)=(A)(1)+(A)(2)</b>	<b>11</b>	<b>21,839,360</b>	<b>21,839,360</b>	<b>56.22</b>	<b>56.22</b>	-	-



(2)

(I)	(II)	(III)	(IV)	(V)	(VI)	(VII)	(VIII)	(IX)
<b>(B)</b>	<b>Public Shareholding</b>							
<b>(1)</b>	<b>Institutions</b>							
(a)	Mutual Funds/UTI	5	1,193,074	1,193,074	3.07	3.07	-	-
(b)	Financial Institutions/ Banks	7	13,200	3,170	0.03	0.03	-	-
(c)	Central Government/ State Government(s)	-	-	-	-	-	-	-
(d)	Venture Capital Funds	-	-	-	-	-	-	-
(e)	Insurance Companies	-	-	-	-	-	-	-
(f)	Foreign Institutional Investors	11	2,248,142	2,248,142	5.79	5.79	-	-
(g)	Foreign Venture Capital Investors	-	-	-	-	-	-	-
(h)	Qualified Foreign Investors	-	-	-	-	-	-	-
(i)	Any Other (specify)	-	-	-	-	-	-	-
	<b>Sub-Total (B) (1)</b>	<b>23</b>	<b>3,454,416</b>	<b>3,444,386</b>	<b>8.89</b>	<b>8.89</b>	-	-
<b>(2)</b>	<b>Non-Institutions</b>							
(a)	Bodies Corporate	231	1,127,961	1,091,201	2.90	2.90	-	-
(b)	Individuals-							
	i. Individual shareholders holding nominal share capital up to Rs.1 lakh	4938	3,828,152	3,090,667	9.85	9.85	-	-
	ii. Individual shareholders holding nominal share capital in excess of Rs.1 lakh.	21	2,898,839	2,898,839	7.46	7.46	-	-
(c)	Qualified Foreign Investors	-	-	-	-	-	-	-
(d)	Any Other (specify)							
d(i)	Foreign Company	2	5,605,326	5,605,326	14.43	14.43	-	-
d(ii)	Non-Resident Individual	61	48,346	48,346	0.12	0.12	-	-
d(iii)	Trusts	3	33,498	33,498	0.09	0.09	-	-
d(iv)	Clearing Member	65	8,928	8,928	0.02	0.02	-	-
	<b>Sub-Total (B) (2)</b>	<b>5321</b>	<b>13,551,050</b>	<b>12,776,805</b>	<b>34.89</b>	<b>34.89</b>	-	-
	<b>Total Public Shareholding (B)=B(1)+B(2)</b>	<b>5344</b>	<b>17,005,466</b>	<b>16,221,191</b>	<b>43.78</b>	<b>43.78</b>	-	-
	<b>Total (A)+(B)</b>	<b>5355</b>	<b>38,844,826</b>	<b>38,060,551</b>	<b>100.00</b>	<b>100.00</b>	-	-
<b>(C)</b>	<b>Shares held by Custodians and against which Depository Receipts have been issued</b>	NIL	NIL	NIL	NIL	NIL	NIL	NIL
(1)	Promoter and Promoter Group	NIL	NIL	NIL	NIL	NIL	NIL	NIL
(2)	Public	NIL	NIL	NIL	NIL	NIL	NIL	NIL
	<b>GRAND TOTAL (A)+(B)+(C)</b>	<b>5355</b>	<b>38,844,826</b>	<b>38,060,551</b>	<b>100.00</b>			



## Somany Ceramics Limited


(l) (b) Statement showing holding of securities (including shares, warrants, convertible securities) of persons belonging to the category "Promoter & Promoter Group" as on 31.03.2015

Sr. No.	Name of the shareholder	Details of the shares held			Encumbered shares			Details of warrants			Details of convertible securities		Total shares (including underlying shares assuming full conversion of warrants and convertible securities) as a percentage of diluted share capital
		No. of shares held	As a % of grand total (A)+(B)+(C)	No.	As a percentage	As a % of grand total (A)+(B)+(C) of sub-clause (i) (a)	No. of warrants held	As a % total number of warrants of the same class	Number of convertible securities held	As a % total number of convertible securities of the same class			
(i)	(ii)	(iii)	(iv)	(v)	(vi)	(vii)	(viii)	(ix)	(x)	(xi)	(xii)		
1	HIRALALL SOMANY	313,855	0.81	NIL	NIL	NIL	NIL	NIL	NIL	NIL	0.81		
2	SHRVATSA SOMANY	1,694,575	4.36	NIL	NIL	NIL	NIL	NIL	NIL	NIL	4.36		
3	SHREEKANT SOMANY	115,885	0.30	NIL	NIL	NIL	NIL	NIL	NIL	NIL	0.30		
4	SHREEKANT SOMANY	45,500	0.12	NIL	NIL	NIL	NIL	NIL	NIL	NIL	0.12		
5	ABHISHEK SOMANY	85,500	0.22	NIL	NIL	NIL	NIL	NIL	NIL	NIL	0.22		
6	ANJANA SOMANY	94,150	0.24	NIL	NIL	NIL	NIL	NIL	NIL	NIL	0.24		
7	MINAL SOMANY	625,900	1.61	NIL	NIL	NIL	NIL	NIL	NIL	NIL	1.61		
8	ANUSHREE CHOPRA	150,000	0.39	NIL	NIL	NIL	NIL	NIL	NIL	NIL	0.39		
9	BHILWARA HOLDINGS LTD.	9,009,840	23.19	NIL	NIL	NIL	NIL	NIL	NIL	NIL	23.19		
10	SARVOTTAM VANUJA LTD.	6,212,980	15.99	NIL	NIL	NIL	NIL	NIL	NIL	NIL	15.99		
11	SCOPE VINIMOY PVT. LTD.	3,491,075	9.99	NIL	NIL	NIL	NIL	NIL	NIL	NIL	9.99		
	<b>Total</b>	<b>21,839,360</b>	<b>56.22</b>	<b>NIL</b>	<b>NIL</b>	<b>NIL</b>	<b>NIL</b>	<b>NIL</b>	<b>NIL</b>	<b>NIL</b>	<b>56.22</b>		




2  
 (i) (C) (i) Statement showing holding of securities (including shares, warrants, convertible securities) of persons belonging to the category "Public" and holding more than 1% of the total number of shares as on 31.03.2015

Sr.No.	Name of the shareholder	Number of shares held	Shares as a percentage of total number of shares (i.e. Grand Total (A)+(B)+(C) indicated in Statement at para (i) (e) above)	Details of warrants		Details of convertible securities		Total shares (including underlying shares assuming full conversion of warrants and convertible securities) as a % of diluted share capital
				Number of warrants held	As a % total number of warrants of the same class	Number of convertible securities held	% w.r.t. total number of convertible securities of the same class	
1	Lalnia Limited	4,347,826	11.19	NIL	NIL	NIL	NIL	11.19
2	Hind Strategic Investment	1,267,500	3.24	NIL	NIL	NIL	NIL	3.24
3	Nissan Discovery Master Fund	1,000,000	2.57	NIL	NIL	NIL	NIL	2.57
4	Macquarie Bank Limited	938,526	2.42	NIL	NIL	NIL	NIL	2.42
5	DSP Blackrock Micro Cap Fund	662,857	1.71	NIL	NIL	NIL	NIL	1.71
6	Kiriyangan Finvest Services Ltd.	433,795	1.12	NIL	NIL	NIL	NIL	1.12
	<b>Total</b>	<b>8,640,614</b>	<b>22.24</b>	<b>NIL</b>	<b>NIL</b>	<b>NIL</b>	<b>NIL</b>	<b>22.24</b>



(I) (C) (ii) Statement showing holding of securities (including shares, warrants, convertible securities) of persons (together with PAC) belonging to the category "Public" and holding more than 5% of the total number of shares of the Company as on 31.03.2015

Sr.No.	Name of the shareholder	Number of shares held	Shares as a percentage of total number of shares (i.e. Grand Total (A)+(B)+(C) indicated in Statement at para (i) (a) above)	Details of warrants		Details of convertible securities		Total shares (including underlying shares assuming full conversion of warrants and convertible securities) as a % of diluted share capital
				Number of warrants held	As a % total number of warrants of the same class	Number of convertible securities held	% w.r.t. total number of convertible securities of the same class	
1	Lajmia Limited	4,347,828	11.19	NIL	NIL	NIL	NIL	11.19
	<b>Total</b>	<b>4,347,828</b>	<b>11.19</b>	<b>NIL</b>	<b>NIL</b>	<b>NIL</b>	<b>NIL</b>	<b>11.19</b>



(I)(d) Statement showing details of locked-in-shares as on 31.03.2015


Sr.No.	Name of the shareholder	Number of locked-in shares	Locked -in-shares as a Percentage of total number of shares (I.e., Grand Total (A)+(B)+(C) indicated in statement at para (1) (a) above}
1	LATINIA LIMITED	4,347,826	11.19

(II)(a) Statement showing details of Depository Receipts (DRs) as on 31.03.2015

Sr.No.	Type of outstanding DR (ADRs, GDRs, SDRs, etc.)	Number of outstanding DRs	Number of shares underlying outstanding DRs	Shares underlying outstanding DRs as a Percentage of total number of shares (I.e., Grand Total (A) +(B)+(C) indicated in Statement at para (1)(a) above}
	NIL	NIL	NIL	NIL

(II)(b) Statement showing Holding of Depository Receipts (DRs), where underlying shares held by 'Promoter/Promoter group' are in excess of 1% of the total number of shares as on 31.03.2015

Sr.No.	Held by 'Promoter/ Promoter group' Name of the DR Holder	Type of outstanding DR (ADRs,GDRs, SDRs, etc.)	Number of shares underlying outstanding DRs	Shares underlying outstanding DRs as a percentage of total number of shares(I.e., Grand Total (A)+(B)+(C) indicated in Statement at para (I) (a) above}
	NIL	NIL	NIL	NIL






(III) (a) Statement showing the voting pattern of shareholders, if more than one class of shares / securities is issued by the issuer  
(Give description of voting rights for each class of securities)

Class X: Equity

Class Y:

Class Z:

Category Code	Category of shareholder	Number of Voting Rights held in each class of securities			Total Voting Rights (III + IV + V)	Total Voting Rights i.e. (VI)	
		Class X (EQUITY)	Class Y	Class Z		As a percentage of (A+B)	As a percentage of (A+B+C)
(I)	(II)	(III)	(IV)	(V)	(VI)	(VII)	(VIII)
(A)	Promoter and Promoter group						
(1)	Indian						
(a)	Individuals/Hindu Undivided Family	3,125,465	NIL	NIL	3125465	8.05	8.05
(b)	Central Government/State Government(s)						
(c)	Bodies Corporate	18,713,895	NIL	NIL	18713895	48.18	48.18
(d)	Financial Institutions/Banks						
(e)	Any Other(specify)						
	Sub-Total(A)(1)	21,839,360	NIL	NIL	21,839,360	56.22	56.22



(2)	Foreign												
(a)	Individuals (Non-Resident Individuals/ Foreign Individual	NIL	NIL	NIL	NIL	NIL	NIL	NIL	NIL	NIL	NIL	NIL	NIL
(b)	Bodies Corporate	-	-	-	-	-	-	-	-	-	-	-	-
(c)	Institutions	-	-	-	-	-	-	-	-	-	-	-	-
(d)	Any Other (specify)	-	-	-	-	-	-	-	-	-	-	-	-
	Sub-Total(A)(2)	-	-	-	-	-	-	-	-	-	-	-	-
	Total Shareholding of Promoter and Promoter Group (A=(1)+(A)(2)	21,839,360	NIL	NIL	NIL	21,839,360	NIL	21,839,360	56.22	56.22			56.22
(B)	Public Shareholding												
(1)	Institutions												
(a)	Mutual Funds/UTI	1,193,074	NIL	NIL	NIL	1,193,074	1,193,074	3.07	3.07				3.07
(b)	Financial Institutions/ Banks	13,200	NIL	NIL	NIL	13,200	13,200	0.03	0.03				0.03
(c)	Central Government/ State Government(s)	-	-	-	-	-	-	-	-	-	-	-	-
(d)	Venture Capital Funds	-	-	-	-	-	-	-	-	-	-	-	-
(e)	Insurance Companies	-	-	-	-	-	-	-	-	-	-	-	-
(f)	Foreign Institutional Investors	2,248,142	NIL	NIL	NIL	2,248,142	2,248,142	5.79	5.79				5.79
(g)	Foreign Venture Capital Investors	-	-	-	-	-	-	-	-	-	-	-	-
(h)	Any Other (specify)	-	-	-	-	-	-	-	-	-	-	-	-
	Sub-Total (B) (1)	3,454,416	-	-	-	3,454,416	3,454,416	8.89	8.89				8.89



<b>(2)</b>	<b>Non-Institutions</b>								
(a)	Bodies Corporate	1,127,961	NIL	NIL	1,127,961			2.90	2.90
(b)	Individuals-								
	i. Individual shareholders holding nominal share capital up to Rs. 1 lakh	3,828,152	NIL	NIL	3,828,152			9.85	9.85
	ii. Individual shareholders holding nominal share capital in excess of Rs.1 lakh.	2,898,839	NIL	NIL	2,898,839			7.46	7.46
(c)	Any Other (specify)								
(c)(i)	Foreign Company	5,605,326	NIL	NIL	5,605,326			14.43	14.43
(c)(ii)	Non-Resident Individual	48,346	NIL	NIL	48,346			0.12	0.12
(c)(iii)	Trusts	33,498	NIL	NIL	33,498			0.09	0.09
(c)(iv)	Clearing Member	8,928	NIL	NIL	8,928			0.02	0.02
	<b>Sub-Total (B) (2)</b>	<b>13,551,050</b>	NIL	NIL	<b>13,551,050</b>			<b>34.89</b>	<b>34.89</b>
	<b>Total Public Shareholding (B)=B(1)+(B)(2)</b>	<b>17,005,466</b>	NIL	NIL	<b>17,005,466</b>			<b>43.78</b>	<b>43.78</b>
(C)	<b>Total (A)+(B) Shares held by Custodians and against which Depository Receipts have been issued</b>	<b>38,844,826</b>	NIL	NIL	<b>38,844,826</b>			<b>100.00</b>	<b>100.00</b>
	<b>GRAND TOTAL (A) + (B) + (C)</b>	<b>38,844,826</b>	NIL	NIL	<b>38,844,826</b>			<b>100.00</b>	<b>100.00</b>

