

PRIME SECURITIES LIMITED

Regd. Office : 1109/1110, Maker Chambers V, Nariman Point, Mumbai 400021 (CIN: L67120MH1982PLC026724)
Tel: +91-22-61842525 Fax: +91-22-24970777 Website: www.primesec.com Email: prime@primesec.com

PRIME**AUDITED FINANCIAL RESULTS FOR THE YEAR ENDED MARCH 31, 2015**

Amt Rs. Lacs

	Quarter ended 31-Mar-15 (Audited)	Quarter ended 31-Dec-14 (Unaudited)	Quarter ended 31-Mar-14 (Unaudited)	Period ended 31-Mar-15 (Audited)	Period ended 30-Sep-13 (Audited)
PART - I					
1. Income from Operations					
Income from Operations	(23)	146	(79)	(696)	(1,328)
Other Operating Income	-	-	-	-	-
Total Income from Operations	(23)	146	(79)	(696)	(1,328)
2. Expenses					
Employee Benefit Expense	74	13	11	128	244
Depreciation & Amortisation Expense	6	6	6	35	36
Other Expenses	51	50	29	201	178
Total Expenses	131	69	46	364	458
3. Profit / (Loss) from Operations before Other Income, Interest & Exceptional Items	(154)	77	(125)	(1,060)	(1,786)
4. Other Income	6	-	5	23	25
5. Profit / (Loss) before Interest and Exceptional Items	(148)	77	(120)	(1,037)	(1,761)
6. Finance Cost	22	-	87	23	575
7. Diminution in Value of Investments	-	-	-	-	1,777
8. Other Provisions / Write-offs / (Debts written-off earlier now recovered)	(263)	-	11	(568)	1,036
9. Profit / (Loss) from Ordinary Activities before Tax	93	77	(218)	(492)	(5,149)
10. Tax Expenses					
- Current Tax	-	-	-	-	-
- Deferred Tax	-	-	-	-	-
- Income Tax of Earlier Years	-	-	-	-	-
11. Net Profit / (Loss) for the Period	93	77	(218)	(492)	(5,149)
12. Paid-up Equity Share Capital #	1,328	1,328	1,328	1,328	1,328
13. Reserves (excluding Revaluation Reserves)	-	-	-	3,898	4,389
14. Earnings per Share (in Rs. not annualised) (Equity Shares of FV of Rs. 3/- each)					
- Basic EPS before and after Extraordinary Items	0.35	0.29	(0.82)	(1.86)	(19.45)
- Diluted EPS before and after Extraordinary Items	0.35	0.29	(0.82)	(1.86)	(19.45)
PART - II					
A. Particulars of Shareholding					
1. Public Shareholding					
- Number of Shares	26,473,525	26,473,525	26,473,525	26,473,525	26,473,525
- Percentage of Shareholding	100.00	100.00	100.00	100.00	100.00
2. Promoter and Promoter Group Shareholding					
a) Pledged / Encumbered					
- Number of Shares	-	-	-	-	-
- % of Shares (as a % of the total shareholding of Promoter & Promoter Group)	-	-	-	-	-
- % of Shares (as a % of the total share capital of the Company)	-	-	-	-	-
b) Non-encumbered					
- Number of Shares	-	-	-	-	-
- % of Shares (as a % of the total shareholding of Promoter & Promoter Group)	-	-	-	-	-
- % of Shares (as a % of the total share capital of the Company)	-	-	-	-	-
B. Investor Complaints					
Pending at the beginning of the Quarter	Nil		Received during the Quarter	7	
Disposed of during the Quarter	7		Remaining unresolved at the end of the Quarter	Nil	

Notes:

- The above results were reviewed by Audit Committee and taken on record by the Board of Directors at its Meeting held on May 27, 2015.
- The Company has extended its Financial Year by a period of six months so as to end on March 31, 2015 and the current financial year is of eighteen months.
- Income from Operations includes fees received and gain / (loss) on sale of investments sold during the period.
- Extraordinary items represents gain on sale of portfolio management services business during the period.
- The Auditors of the Company in their audit report for the year ended March 31, 2015 has recorded their views about the following:
 - No adjustments have been made in the carrying value of the assets and liabilities in the financial statements prepared on a going concern basis. *Management clarification: The management is in discussions with various lenders for a restructuring of debt obligations. Also, the Company has completely shifted focus to non-fund based advisory work.*
 - No provision has been made in the carrying value of financial exposure in the subsidiary having regard to the proposed capitalisation of share application money advanced to subsidiary. *Management clarification: The management is confident of re-capitalising the subsidiary through various options under consideration.*
 - Unable to ascertain impact of outstanding Inter-corporate deposits received by the Company, in respect of which confirmation of balances, terms of repayment & charges of interest are not available. *Management clarification: These are unsecured advances, terms of which the Company is in the process of renegotiating.*
 - Non-provision of interest on certain secured loans, which would have increased the amount of secured loans had the provision been made. *Management clarification: The Company is in the process of renegotiating the terms with the secured lenders.*
 - Debtors due and outstanding over a year. *Management clarification: The management is continuously following up with the debtors for recovery of amounts in due course.*
 - Unable to ascertain the impact of a capital advance. *Management clarification: The management is confident of recovering the amount in the normal course of business.*
 - Write-back of an unsecured loan. *Management clarification: The said unsecured loan is no longer payable in the opinion of the management.*
- The Company does not have any identifiable segment as required by Accounting Standard 17 issued by ICAI.
- Previous period figures have been re-grouped / re-classified wherever necessary.

Mumbai
May 27, 2015

For Prime Securities Limited
Sayakumar
S. Sayakumar
Managing Director

PRIME SECURITIES LIMITED - CONSOLIDATED

Regd. Office : 1109/1110, Maker Chambers V, Nariman Point, Mumbai 400021 (CIN: L67120MH1982PLC026724)


Tel: +91-22-61842525 Fax: +91-22-24970777 Website: www.primesec.com Email: prime@primesec.com

PRIME**AUDITED FINANCIAL RESULTS FOR THE YEAR ENDED MARCH 31, 2015**

Amt Rs. Lacs


	Quarter ended 31-Mar-15 (Audited)	Quarter ended 31-Dec-14 (Unaudited)	Quarter ended 31-Mar-14 (Unaudited)	Period ended 31-Mar-15 (Audited)	Period ended 30-Sep-13 (Audited)
1. Income from Operations	(96)	96	345	(994)	(4,598)
Income from Operations	8	-	-	33	94
Other Operating Income	(88)	96	345	(961)	(4,504)
Total Income from Operations					
2. Expenses	80	19	82	250	693
Employee Benefit Expense	12	6	9	52	69
Depreciation & Amortisation Expense	57	50	60	372	1,828
Other Expenses	149	75	151	674	2,590
Total Expenses	(237)	21	194	(1,635)	(7,094)
3. Profit / (Loss) from Operations before Other Income, Interest & Exceptional Items	6	-	7	36	940
4. Other Income	(231)	21	201	(1,599)	(6,154)
5. Profit / (Loss) before Interest and Exceptional Items	22	-	88	267	1,283
6. Finance Cost	-	-	-	-	97
7. Diminution in Value of Investments	(263)	-	11	234	1,106
8. Other Provisions / Write-offs / (Debts written-off earlier now recovered)	10	21	102	(2,100)	(8,640)
9. Profit / (Loss) from Ordinary Activities before Extraordinary Items & Tax	-	-	(592)	(592)	-
10. Extraordinary Items	10	21	694	(1,508)	(8,640)
11. Profit / (Loss) from Ordinary Activities before Tax	-	-	1	1	26
12. Provision for tax	-	-	-	12	4
- Current Tax	-	-	-	12	4
- Deferred Tax	-	-	-	-	-
- Income Tax of Earlier Years	-	-	-	-	-
13. Profit / (Loss) from Ordinary Activities after Tax	10	21	693	(1,521)	(8,670)
14. Prior Period Adjustments	10	21	693	(1,521)	(8,670)
15. Profit / (Loss) from for the Period	1,328	1,328	1,328	1,328	1,328
16. Paid-up Equity Share Capital	-	-	-	-	-
17. Reserves (excluding Revaluation Reserves)	-	-	-	-	-
18. Earnings per Share (in Rs. not annualised)	0.04	0.08	2.61	(5.75)	(32.75)
- Basic EPS before and after Extraordinary Items	0.04	0.08	2.61	(5.75)	(32.75)
- Diluted EPS before and after Extraordinary Items	-	-	-	-	-

For Prime Securities Limited


N. Jayakumar
Managing DirectorMumbai
May 27, 2015

PRIME SECURITIES LIMITED


Regd. Office : 1109/1110, Maker Chambers V, Nariman Point, Mumbai 400021 (CIN: U67120MH1994PLC076046)
Tel: +91-22-61842525 Fax: +91-22-24970777 Website: www.primesec.com Email: prime@primesec.com.



SEGMENTWISE REVENUES, RESULTS AND CAPITAL EMPLOYED (CONSOLIDATED)

Amt Rs. Lacs

PARTICULARS	Period	Period
	ended 31-Mar-15	ended 30-Sep-13
1. Segment Revenue		
a. Merchant Banking	269.14	407.45
b. Broking	-	1,373.38
c. Unallocated	(517.43)	(5,344.64)
Total	(248.29)	(3,563.81)
Less: Inter Segment Revenue	-	-
Net Income from Operations	(248.29)	(3,563.81)
2. Segment Results		
[Profit/(Loss) before Tax & Interest]		
a. Merchant Banking	(156.95)	(1,116.44)
b. Broking	(1,155.43)	(731.85)
c. Unallocated	(520.57)	(5,509.41)
Total	(1,832.95)	(7,357.70)
Less:		
i. Interest	266.47	1,282.83
ii. Other Unallocable Expenditure net off	-	-
iii. Unallocable Income	-	-
iv. Extraordinary Item	(591.91)	-
Total Profit before Tax	(1,507.51)	(8,640.53)
3. Capital Employed		
[Segment Assots - Segment Liabilities]		
a. Merchant Banking	814.83	630.42
b. Broking	1,893.33	(1,380.19)
c. Unallocated	(4,168.18)	811.18
Total Capital Employed in Segments	(1,460.05)	61.39

For Prime Securities Limited

 N. Jayakumar
 Managing Director

Mumbai
May 27, 2015

PRIME SECURITIES LIMITED

Regd. Office : 1109/1110, Maker Chambers V, Nariman Point, Mumbai 400021 (CIN: L67120MH1982PLC026724)


Tel: +91-22-61842525 Fax: +91-22-24970777 Website: www.primesec.com Email: prime@primesec.com

**AUDITED STATEMENT OF ASSETS AND LIABILITIES**

Amt Rs. Lacs

PARTICULARS	Stand Alone		Consolidated	
	Period ended 31-Mar-15	Period ended 30-Sep-13	Period ended 31-Mar-15	Period ended 30-Sep-13
A. EQUITY & LIABILITIES				
1. Shareholder's Fund				
a. Share Capital	1,327.85	1,327.85	1,327.85	1,327.85
b. Reserves and Surplus	3,897.79	4,389.32	(2,787.87)	(1,266.46)
Sub-Total (Shareholder's Funds)	5,225.64	5,717.17	(1,460.02)	61.39
2. Minority Interest	-	-	-	-
3. Non-current Liabilities				
a. Long-term Borrowings	1,713.34	7.84	1,713.33	14.46
b. Deferred Tax Liability (Net)	-	-	3.84	-
c. Long-term Provisions	138.73	106.48	144.23	145.54
Sub-Total (Non-current Liabilities)	1,852.07	114.32	1,861.40	160.00
4. Current Liabilities				
a. Short-term Borrowings	6,956.48	8,537.75	9,260.87	10,158.25
b. Trade Payables	101.84	9.84	10,532.10	10,867.69
c. Other Current Liabilities	93.56	753.03	3,913.69	6,888.92
d. Short-term Provisions	13.54	11.34	14.17	16.05
Sub-Total (Current Liabilities)	7,165.42	9,311.96	23,720.83	27,950.91
TOTAL EQUITY & LIABILITIES	14,243.13	15,143.45	24,122.21	28,172.30
B. ASSETS				
1. Non-current Assets				
a. Fixed Asset	417.07	450.81	459.14	538.09
b. Non-current Investments	5,024.61	4,049.19	5,666.50	7,471.10
c. Deferred Tax Assets (Net)	-	-	-	8.40
d. Long-term Loans & Advances	567.37	518.28	982.92	1,017.79
e. Other Non-current Assets	7,500.00	9,000.00	-	-
Sub-Total (Non-current Assets)	13,509.05	14,618.29	7,108.56	9,035.38
2. Current Assets				
a. Current Investments	17.80	19.70	17.80	19.70
b. Trade Receivables	-	5.78	12,354.08	12,925.86
c. Cash & Cash Equivalents	23.36	67.72	325.42	474.00
d. Short-term Loans & Advances	689.34	431.96	3,918.32	5,259.00
e. Other Current Assets	3.58	-	398.03	458.36
Sub-Total (Current Assets)	734.08	525.16	17,013.65	19,136.92
TOTAL ASSETS	14,243.13	15,143.45	24,122.21	28,172.30

Mumbai
May 27, 2015

For Prime Securities Limited

 N. Jayakumar
 Managing Director