

CLAUSE 35  
Introductory sub-table (I)(a)


NAME OF THE COMPANY : MEDIA ONE GLOBAL ENTERTAINMENT LTD , CLASS OF SECURITY : EQUITY  
 SCRIP CODE : 503685 , NAME OF THE SCRIP :  
 QUARTER ENDED :  
 SHAREHOLDING PATTERN AS ON : 31-Mar-2015

| Partly paid-up shares:-         | No. of partly paid-up shares | As a % of total no. of partly paid-up shares | As a % of total no. of shares of the company |
|---------------------------------|------------------------------|--|--|
| Held by promoter/promoter group |                              |  |  |
| Held by public                  |                              |  |  |
| Total - D                       |                              |  |  |

| Outstanding convertible securities:- | No. of outstanding securities | As a % of total no. of outstanding convertible securities | As a % of total no. of shares of the company, assuming full conversion of the convertible securities |
|--------------------------------------|-------------------------------|---|--|
| Held by promoter/promoter group      |                               |   |  |
| Held by public                       |                               |   |  |
| Total - E                            |                               |   |  |

| Warrants:-                      | No. of warrants | As a % of total no. of warrants | As a % of total no. of shares of the company, assuming full conversion of warrants |
|---------------------------------|-----------------|---------------------------------|--|
| Held by promoter/promoter group |                 |                                 |  |
| Held by public                  |                 |                                 |  |
| Total - F                       |                 |                                 |  |

Total paid-up capital of the company, assuming full Conversion of warrants and convertible securities 14720000




NAME OF THE COMPANY : MEDIA ONE GLOBAL ENTERTAINMENT LTD  
 SCRIP CODE : 503685  
 QUARTER ENDED :  
 SHAREHOLDING PATTERN AS ON : 31-Mar-2015

CLASS OF SECURITY : EQUITY

STATEMENT SHOWING SHAREHOLDING PATTERN  
 TABLE (I)(a)

| DATE  | CATEGORY OF SHARE HOLDER                                    | NO. OF HOLDERS | TOTAL NO. OF SHARES | SHARES IN DEMAT | TOTAL SHAREHOLDING AS A PERCENTAGE OF TOTAL NUMBER OF SHARES | AS A % OF (A+B) (VI) | AS A % OF (A+B+C) (VII) | AS A % Number of shares (VIII) | SHARES PLEDGED OR OTHERWISE ENCUMBERED |  |
|---|---|----------------|---------------------|-----------------|--|----------------------|-------------------------|--------------------------------|--|--|
| (I)   | (II)  | (III)          | (IV)                | (V)             | (VI)   | (VII)                | (VIII)                  | (IX)                           | (X)                                    |  |
| <b>A. SHAREHOLDING OF PROMOTER AND PROMOTER GROUP</b>                         |   |                |                     |                 |  |                      |                         |                                |  |  |
| <b>1. INDIAN</b>  |   |                |                     |                 |  |                      |                         |                                |  |  |
| a.  | INDIVIDUALS/HINDU UNDIVIDED FAMILY                          | 2              | 408424              | 408424          | 2.7746   | 2.7746               | 0                       | 0.0000                         |  |  |
| b.  | CENTRAL GOVERNMENT/ STATE GOVERNMENT(S)                     | 0              | 0                   | 0               | 0.0000   | 0.0000               | 0                       | 0.0000                         |  |  |
| c.  | BODIES CORPORATE  | 2              | 7554359             | 7554359         | 51.3203  | 51.3203              | 0                       | 0.0000                         |  |  |
| d.  | FINANCIAL INSTITUTIONS/ BANKS                               | 0              | 0                   | 0               | 0.0000   | 0.0000               | 0                       | 0.0000                         |  |  |
| e.  | ANY OTHER   |                |                     |                 |  |                      |                         |                                |  |  |
| <b>SUB - TOTAL (A)(1)</b>   |   | <b>4</b>       | <b>7962783</b>      | <b>7962783</b>  | <b>54.0949</b>   | <b>54.0949</b>       | <b>0</b>                | <b>0.0000</b>                  |  |  |
| <b>2. FOREIGN</b>   |   |                |                     |                 |  |                      |                         |                                |  |  |
| a.  | INDIVIDUALS (NON-RESIDENT INDIVIDUALS/ FOREIGN INDIVIDUALS) | 0              | 0                   | 0               | 0.0000   | 0.0000               | 0                       | 0.0000                         |  |  |
| b.  | BODIES CORPORATE  | 0              | 0                   | 0               | 0.0000   | 0.0000               | 0                       | 0.0000                         |  |  |
| c.  | INSTITUTIONS  | 0              | 0                   | 0               | 0.0000   | 0.0000               | 0                       | 0.0000                         |  |  |
| d.  | QUALIFIED FOREIGN INVESTOR                                  | 0              | 0                   | 0               | 0.0000   | 0.0000               | 0                       | 0.0000                         |  |  |
| e.  | ANY OTHER   |                |                     |                 |  |                      |                         |                                |  |  |
| <b>SUB - TOTAL (A)(2)</b>   |   | <b>0</b>       | <b>0</b>            | <b>0</b>        | <b>0.0000</b>  | <b>0.0000</b>        | <b>0</b>                | <b>0.0000</b>                  |  |  |
| <b>TOTAL SHARE HOLDING OF PROMOTER AND PROMOTER GROUP (A) = (A)(1)+(A)(2)</b> |   | <b>4</b>       | <b>7962783</b>      | <b>7962783</b>  | <b>54.0949</b>   | <b>54.0949</b>       | <b>0</b>                | <b>0.0000</b>                  |  |  |




*Handwritten signature*



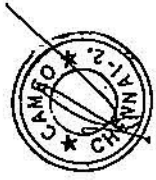
NAME OF THE COMPANY : MEDIA ON GLOBAL ENTERTAINMENT LTD CLASS OF SECURITY : EQUITY  
 SCRIP CODE : 503685 NAME OF THE SCRIP : MEDIA ONE  
 QUARTER ENDED : SHAREHOLDING PATTERN AS ON : 31-Mar-2015

STATEMENT SHOWING SHAREHOLDING PATTERN  
 TABLE (I)(a)

| CATEGORY OF SHARE HOLDER                  | ND.OF HOLDERS | TOTAL NO.OF SHARES | SHARES IN DEMAT | TOTAL SHAREHOLDING AS A PERCENTAGE OF TOTAL NUMBER OF SHARES |                         | Number of shares (VII) | As a percentage (IX) = (VIII)/(IV)*100 |
|---|---------------|--------------------|-----------------|--|-------------------------|------------------------|--|
|   |               |                    |                 | AS A % OF (A+B) (VI)   | AS A % OF (A+B+C) (VII) |                        |  |
| (I)                                       | (II)          | (III)              | (IV)            | (V)  | (VI)                    | (VII)                  | (VIII)                                 |
| <b>B. PUBLIC SHAREHOLDING</b>             |               |                    |                 |  |                         |                        |  |
| <b>1. INSTITUTIONS</b>                    |               |                    |                 |  |                         |                        |  |
| a. MUTUAL FUNDS/UTI                       | 0             | 0                  | 0               | 0.0000   | 0.0000                  | NA                     | NA                                     |
| b. FINANCIAL INSTITUTIONS/BANKS           | 1             | 2500               | 2500            | 0.0169   | 0.0169                  | NA                     | NA                                     |
| c. CENTRAL GOVERNMENT/STATE GOVERNMENT(S) | 0             | 0                  | 0               | 0.0000   | 0.0000                  | NA                     | NA                                     |
| d. VENTURE CAPITAL FUNDS                  | 0             | 0                  | 0               | 0.0000   | 0.0000                  | NA                     | NA                                     |
| e. INSURANCE COMPANIES                    | 0             | 0                  | 0               | 0.0000   | 0.0000                  | NA                     | NA                                     |
| f. FOREIGN INSTITUTIONAL INVESTORS        | 0             | 0                  | 0               | 0.0000   | 0.0000                  | NA                     | NA                                     |
| g. FOREIGN VENTURE CAPITAL INVESTORS      | 0             | 0                  | 0               | 0.0000   | 0.0000                  | NA                     | NA                                     |
| h. QUALIFIED FOREIGN INVESTOR             | 0             | 0                  | 0               | 0.0000   | 0.0000                  | NA                     | NA                                     |
| i. ANY OTHER                              |               |                    |                 |  |                         |                        |  |
| SUB - TOTAL (B)(1)                        |               | 1                  | 2500            | 2500   | 0.0169                  | 0.0169                 | NA                                     |



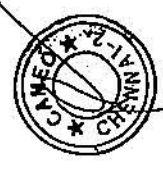
*[Handwritten Signature]*



NAME OF THE COMPANY : MEDIA ONE GLOBAL ENTERTAINMENT LTD , CLASS OF SECURITY : EQUITY  
 SCRIP CODE : 503685  
 QUARTER ENDED : , NAME OF THE SCRIP : MEDIA ONE  
 SHAREHOLDING PATTERN AS ON : 31-Mar-2015

STATEMENT SHOWING SHAREHOLDING PATTERN  
 TABLE (I)(a)


| DATE CATEGORY OF SHARE HOLDER CODE  | NO. OF HOLDERS    | TOTAL NO. OF SHARES              | SHARES IN DEMAT                  | AS A % OF (A+B) (VI)                  | AS A % OF (A+B+C) (VII)               | Number of shares (VIII) | AS % Percentage (IX)* (VIII)/(IV)*100 |
|---|-------------------|----------------------------------|----------------------------------|---------------------------------------|---------------------------------------|-------------------------|---------------------------------------|
| (I)   | (II)              | (III)                            | (IV)                             | (V)                                   | (VI)                                  | (VII)                   | (VIII)                                |
| <b>2. NON-INSTITUTIONS</b>  |                   |                                  |                                  |                                       |                                       |                         |                                       |
| a. BODIES CORPORATE   | 62                | 878149                           | 757549                           | 5.9656                                | 5.9656                                | NA                      | NA                                    |
| b. INDIVIDUALS -<br>I INDIVIDUAL SHAREHOLDERS<br>HOLDING NOMINAL SHARE CAPITAL<br>UPTO RS. 1 LAKH                 | 924               | 713055                           | 686568                           | 4.8441                                | 4.8441                                | NA                      | NA                                    |
| II INDIVIDUAL SHAREHOLDERS<br>HOLDING NOMINAL SHARE CAPITAL<br>IN EXCESS OF RS. 1 LAKH                            | 32                | 1121568                          | 1097568                          | 7.6193                                | 7.6193                                | NA                      | NA                                    |
| c. QUALIFIED FOREIGN INVESTOR   | 0                 | 0                                | 0                                | 0.0000                                | 0.0000                                | NA                      | NA                                    |
| d. ANY OTHER<br>CLEARING MEMBERS<br>HINDU UNDIVIDED FAMILIES<br>NON RESIDENT INDIANS<br>OVERSEAS CORPORATE BODIES | 2<br>20<br>7<br>3 | 596<br>17713<br>23636<br>4000000 | 596<br>17713<br>23636<br>4000000 | 0.0040<br>0.1203<br>0.1605<br>27.1739 | 0.0040<br>0.1203<br>0.1605<br>27.1739 | NA<br>NA<br>NA<br>NA    | NA<br>NA<br>NA<br>NA                  |
| <b>SUB - TOTAL (B)(2)</b>   |                   |                                  |                                  |                                       |                                       |                         |                                       |
|   | 1050              | 6754717                          | 6581630                          | 45.8880                               | 45.8880                               | NA                      | NA                                    |
| <b>TOTAL PUBLIC SHAREHOLDING (B) = (B)(1)+(B)(2)</b>  |                   |                                  |                                  |                                       |                                       |                         |                                       |
|   | 1051              | 6757217                          | 6586130                          | 45.9050                               | 45.9050                               | NA                      | NA                                    |
| <b>TOTAL (A)+(B)</b>  |                   |                                  |                                  |                                       |                                       |                         |                                       |
|   | 1058              | 14720000                         | 14548913                         | 100.0000                              | 100.0000                              | 0                       | 0.0000                                |

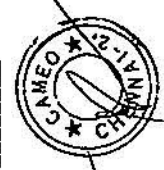


*Handwritten signature*



| DATE   | CATEGORY OF SHARE HOLDER           | NO. OF HOLDERS | TOTAL NO. OF SHARES | SHARES IN DEMAT | AS A % OF (A+B) (VI) | AS A % OF (A+B+C) (VII) | AS A % Number of Shares (VIII) | SHARES PLEDGED OR OTHERWISE ENCUMBERED |
|--|------------------------------------|----------------|---------------------|-----------------|----------------------|-------------------------|--------------------------------|--|
| (I)  | (II)                               | (III)          | (IV)                | (V)             | (VI)                 | (VII)                   | (VIII)                         | (IX) = (VIII)/(IV)*100                 |
| <b>C. SHARES HELD BY CUSTODIANS AND AGAINST WHICH DEPOSITORY RECEIPTS HAVE BEEN ISSUED</b> |                                    |                |                     |                 |                      |                         |                                |  |
|  | Promoter and Promoter Group Public | 0              | 0                   | 0               | 0.0000               | 0.0000                  | NA                             | NA                                     |
|  | TOTAL CUSTODIAN (C)                | 0              | 0                   | 0               | 0.0000               | 0.0000                  | NA                             | NA                                     |
|  | <b>GRAND TOTAL (A)+(B)+(C)</b>     | <b>1055</b>    | <b>14720000</b>     | <b>14548913</b> |                      | <b>100.0000</b>         | <b>0</b>                       | <b>0.0000</b>                          |

  
 2/11/20



**MEDIA ONE GLOBAL ENTERTAINMENT LTD**

(1)(b) Statement showing holding of securities (including shares, warrants, convertible securities) of persons belonging to the Category "Promoter and Promoter Group" - 31-Mar-2015

| Sr.No | Name of the shareholder        | Details of Shares held |                                   |                    | Encumbered shares (%)                                  |                      |               | Details of warrants |               |          | Details of convertible securities |          |               | Total shares (including underlying shares assuming full conversion of warrants and convertible securities) as a % of diluted share capital (XII) |
|-------|--------------------------------|------------------------|-----------------------------------|--------------------|--|----------------------|---------------|---------------------|---------------|----------|-----------------------------------|----------|---------------|--|
|       |                                | No. of Shares held     | As a % of grand total (A)+(B)+(C) | No. of Shares held | As a % of grand total (A)+(B)+(C) of sub-clause (I)(a) | (VI) = (V)/(VII)*100 | (VIII)        | (IX)                | (X)           | (XI)     |                                   |          |               |  |
| 1     | SHRIPATHEE INVESTMENTS PVT LTD | 4908779                | 33.3476                           | 0                  | 0.0000   | 0                    | 0.0000        | 0                   | 0.0000        | 0        | 0.0000                            | 0        | 0.0000        | 33.3476  |
| 2     | SURIYARAJ KUMAR                | 171936                 | 1.1680                            | 0                  | 0.0000   | 0                    | 0.0000        | 0                   | 0.0000        | 0        | 0.0000                            | 0        | 0.0000        | 1.1680   |
| 3     | SURIYARAJ KUMAR                | 234488                 | 1.6065                            | 0                  | 0.0000   | 0                    | 0.0000        | 0                   | 0.0000        | 0        | 0.0000                            | 0        | 0.0000        | 1.6065   |
| 4     | SHRIPATHEE INVESTMENTS PVT LTD | 2642580                | 17.9726                           | 0                  | 0.0000   | 0                    | 0.0000        | 0                   | 0.0000        | 0        | 0.0000                            | 0        | 0.0000        | 17.9726  |
|       | <b>TOTAL</b>                   | <b>7962783</b>         | <b>54.0949</b>                    | <b>0</b>           | <b>0.0000</b>  | <b>0</b>             | <b>0.0000</b> | <b>0</b>            | <b>0.0000</b> | <b>0</b> | <b>0.0000</b>                     | <b>0</b> | <b>0.0000</b> | <b>54.0949</b>   |



*Handwritten signature*



**MEDIA ONE GLOBAL ENTERTAINMENT LTD**

(I)(c)(i) Statement showing holding of securities (including shares, warrants, convertible securities) of persons belonging to the category "Public" and holding more than 1% of the total number of shares - 31-Mar-2015

| Sr.No | Name of the shareholder             | No. of Shares held | Shares as a percentage of total number of shares |  | Details of warrants     |   | Details of convertible securities     |  |          | Total shares (including underlying shares assuming full conversion of warrants and convertible securities) as a % of diluted share capital |
|-------|-------------------------------------|--------------------|--|--|-------------------------|---|---------------------------------------|--|----------|--|
|       |                                     |                    | Total  | (i.e., Grand Total (A)+(B)+(C) Indicated in Statement at para(I)(a) above) | Number of warrants held | AS a % total number of warrants of the same class | Number of convertible securities held | % w.r.t total number of convertible securities of the same class |          |  |
| 1     | BALRAJ KRISHAN GUPTA                | 215224             | 1.4621   |  | 0                       | 0.0000  | 0                                     | 0.0000   | 0        | 1.4621   |
| 2     | RAJASTHAN GLOBAL SECURITIES LIMITED | 335160             | 2.2769   |  | 0                       | 0.0000  | 0                                     | 0.0000   | 0        | 2.2769   |
| 3     | BMFI LIMITED                        | 1500000            | 10.1902  |  | 0                       | 0.0000  | 0                                     | 0.0000   | 0        | 10.1902  |
| 4     | GENERAL VENTURES LIMITED            | 1100000            | 7.4728   |  | 0                       | 0.0000  | 0                                     | 0.0000   | 0        | 7.4728   |
| 5     | ROLLMAR LIMITED                     | 1400000            | 7.5108   |  | 0                       | 0.0000  | 0                                     | 0.0000   | 0        | 7.5108   |
| 6     | RAMESH KUMAR GUPTA                  | 178919             | 1.2154   |  | 0                       | 0.0000  | 0                                     | 0.0000   | 0        | 1.2154   |
|       | <b>TOTAL</b>                        | <b>4729303</b>     | <b>32.1284</b>                                   |  | <b>0</b>                | <b>0.0000</b>                                     | <b>0</b>                              | <b>0.0000</b>  | <b>0</b> | <b>32.1284</b>   |

*Handwritten signature*



**MEDIA ONE GLOBAL ENTERTAINMENT LTD**

(I)(c)(ii) Statement showing holding of securities (including shares, warrants, convertible securities) of persons (together with PAC) belonging to the category "Public" and holding more than 5% of the total number of shares of the company - 31-Mar-2015

| Sr.No | Name(s) of the shareholder(s) and the Persons Acting in Concert (PAC) with them | No. of Shares held | Shares as a percentage of total number of shares (i.e., Grand Total (A)+(B)+(C) indicated in Statement at para(I)(a) above) | Details of warrants     |   | Details of convertible securities     |  | Total shares (including underlying shares assuming full conversion of warrants and convertible securities) as a % of diluted share capital |
|-------|---|--------------------|---|-------------------------|---|---------------------------------------|--|--|
|       |   |                    |   | Number of warrants held | As a % total number of warrants of the same class | Number of convertible securities held | % w.r.t total number of convertible securities of the same class |  |
| 1     | BHFI LIMITED  | 1500000            | 10.1902   | 0                       | 0.0000  | 0                                     | 0.0000   | 10.1902  |
| 2     | GENERAL VENTURES LIMITED  | 1100000            | 7.4728  | 0                       | 0.0000  | 0                                     | 0.0000   | 7.4728   |
| 3     | ROLLPAC LIMITED   | 1400000            | 9.5108  | 0                       | 0.0000  | 0                                     | 0.0000   | 9.5108   |
|       | <b>TOTAL</b>  | <b>4000000</b>     | <b>27.1739</b>  | <b>0</b>                | <b>0.0000</b>                                     | <b>0</b>                              | <b>0.0000</b>  | <b>27.1739</b>   |



*Aug 2 2015*





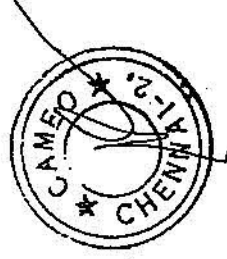
MEDIA ONE GLOBAL ENTERTAINMENT LTD  
 (1)(d) STATEMENT SHOWING DETAILS OF LOCKED-IN SHARES -31-Mar-2015

| SL.NO | NAME OF THE SHARE HOLDER | NUMBER OF LOCKED IN SHARES | LOCKED-IN SHARES AS A % OF TOTAL NUMBER OF SHARES<br>i.e., GRAND TOTAL (A)+(B)+(C) INDICATED IN STATEMENT AT PARA (I)(a) ABOVE | Promoter / Promoter Group / Public |
|-------|--------------------------|----------------------------|--|------------------------------------|
|       |                          |                            |  |                                    |

NIL




*Apil*



MEDIA ONE GLOBAL ENTERTAINMENT LTD  
 (II)(a) STATEMENT SHOWING DETAILS OF DEPOSITORY RECEIPTS (DRs) - 31-Mar-2015

| SL.NO | TYPE OF<br>OUTSTANDING DR<br>(ADRs, GDRs,<br>SDRs,etc.) | NUMBER OF<br>OUTSTANDING<br>DRs | NUMBER OF<br>SHARES<br>UNDERLYING<br>OUTSTANDING<br>DRs | SHARES UNDERLYING OUTSTANDING<br>DRs AS A % OF TOTAL NUMBER OF<br>SHARES (i.e., GRAND TOTAL<br>(A)+(B)+(C) INDICATED IN<br>STATEMENT AT PARA (I)(a)<br>(ABOVE) |
|-------|---|---------------------------------|---|--|
|-------|---|---------------------------------|---|--|

NIL




**MEDIA ONE GLOBAL ENTERTAINMENT LTD**

**(II)(b) STATEMENT SHOWING HOLDING OF DEPOSITORY RECEIPTS (DRs), WHERE UNDERLYING SHARES HELD BY PROMOTER/PROMOTER GROUP ARE IN EXCESS OF 1% OF THE TOTAL NUMBER OF SHARES - 31-Mar-2015**


| SL.NO | NAME OF THE DR HOLDER | TYPE OF OUTSTANDING DR (ADRs, GDRs, SDRs, etc.) | NUMBER OF SHARES UNDERLYING OUTSTANDING DRs | SHARES UNDERLYING OUTSTANDING DRs AS A % OF TOTAL NUMBER OF SHARES (I.e., GRAND TOTAL (A)+(B)+(C) INDICATED IN STATEMENT AT PARA (I)(a) ABOVE) |
|-------|-----------------------|---|---|--|
|       |                       |   |   |  |

NIL



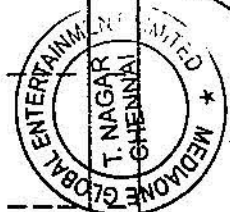
**MEDIA ONE GLOBAL ENTERTAINMENT LTD**  
**(III)(a) STATEMENT SHOWING THE VOTING PATTERN OF SHAREHOLDERS, IF MORE THAN ONE CLASS OF SHARES / SECURITIES**  
**IS ISSUED BY THE ISSUER.**

| CATEGORY OF SHARE HOLDER  | NUMBER OF VOTING RIGHTS HELD IN EACH CLASS OF SECURITIES |              |             | TOTAL VOTING RIGHTS (III+IV+V) | TOTAL VOTING RIGHTS AS A % OF (A+B) (VII) | AS A % OF (A+B) (VII) |
|---|--|--------------|-------------|--------------------------------|---|-----------------------|
|   | CLASS X (III)  | CLASS Y (IV) | CLASS Z (V) |                                |   |                       |
| (I) (II)  |  |              |             |                                |   |                       |
| (A) PROMOTER AND PROMOTER GROUP                                     |  |              |             |                                |   |                       |
| (1) INDIAN  |  |              |             |                                |   |                       |
| (a) INDIVIDUALS/HINDU UNDIVIDED FAMILY                              |  |              |             |                                |   |                       |
| (b) CENTRAL GOVERNMENT / STATE GOVERNMENT(S)                        |  |              |             |                                |   |                       |
| (c) BODIES CORPORATE  |  |              |             |                                |   |                       |
| (d) FINANCIAL INSTITUTIONS / BANKS                                  |  |              |             |                                |   |                       |
| (e) ANY OTHER (SPECIFY)   |  |              |             |                                |   |                       |
| SUB-TOTAL (A)(1)  |  |              |             |                                |   |                       |
| (2) FOREIGN   |  |              |             |                                |   |                       |
| (a) INDIVIDUALS (NON-RESIDENT INDIVIDUALS / FOREIGN INDIVIDUALS)    |  |              |             |                                |   |                       |
| (b) BODIES CORPORATE  |  |              |             |                                |   |                       |
| (c) INSTITUTIONS  |  |              |             |                                |   |                       |
| (d) ANY OTHER   |  |              |             |                                |   |                       |
| SUB-TOTAL (A)(2)  |  |              |             |                                |   |                       |
| TOTAL SHAREHOLDING OF PROMOTER AND PROMOTER GROUP (A)=(A)(1)+(A)(2) |  |              |             |                                |   |                       |



**MEDIA ONE GLOBAL ENTERTAINMENT LTD**  
**(III)(a) STATEMENT SHOWING THE VOTING PATTERN OF SHAREHOLDERS, IF MORE THAN ONE CLASS OF SHARES / SECURITIES IS ISSUED BY THE ISSUER.**

| (I)  | (II) | (III) | (IV) | (V) | (VI) | (VII) | (VIII) |
|--|------|-------|------|-----|------|-------|--------|
| (B) PUBLIC SHAREHOLDING  |      |       |      |     |      |       |        |
| (1) INSTITUTIONS   |      |       |      |     |      |       |        |
| (a) MUTUAL FUNDS / UTI   |      |       |      |     |      |       |        |
| (b) FINANCIAL INSTITUTIONS / BANKS   |      |       |      |     |      |       |        |
| (c) CENTRAL GOVERNMENT / STATE GOVERNMENT(S)   |      |       |      |     |      |       |        |
| (d) VENTURE CAPITAL FUNDS  |      |       |      |     |      |       |        |
| (e) INSURANCE COMPANIES  |      |       |      |     |      |       |        |
| (f) FOREIGN INSTITUTIONAL INVESTORS  |      |       |      |     |      |       |        |
| (g) FOREIGN VENTURE CAPITAL INVESTORS  |      |       |      |     |      |       |        |
| (h) ANY OTHER (SPECIFY)  |      |       |      |     |      |       |        |
| SUB-TOTAL (B)(1)   |      |       |      |     |      |       |        |
| (2) NON-INSTITUTIONS   |      |       |      |     |      |       |        |
| (a) BODIES CORPORATE   |      |       |      |     |      |       |        |
| (b) INDIVIDUALS -  |      |       |      |     |      |       |        |
| I. INDIVIDUAL SHAREHOLDERS HOLDING NOMINAL SHARECAPITAL UP TO RS. 1 LAKH             |      |       |      |     |      |       |        |
| II. INDIVIDUAL SHAREHOLDERS HOLDING NOMINAL SHARECAPITAL IN EXCESS OF RS. 1 LAKH     |      |       |      |     |      |       |        |
| (c) ANY OTHER (SPECIFY)  |      |       |      |     |      |       |        |
| SUB-TOTAL (B)(2)   |      |       |      |     |      |       |        |
| TOTAL PUBLIC SHAREHOLDING (B)=(B)(1)+(B)(2)  |      |       |      |     |      |       |        |
| TOTAL (A)+(B)  |      |       |      |     |      |       |        |
| (C) SHARES HELD BY CUSTODIANS AND AGAINST WHICH DEPOSITORY RECEIPTS HAVE BEEN ISSUED |      |       |      |     |      |       |        |
| GRAND TOTAL (A)+(B)+(C)  |      |       |      |     |      |       |        |



*Handwritten signature*