

NAME OF THE COMPANY : GEM SPINNERS IND LTD
 SCRIP CODE : 521133
 QUARTER ENDED :
 SHAREHOLDING PATTERN AS ON : 30-Jun-2015

Introductory sub-table (1)(a)
 CLASS OF SECURITY : EQUITY

Partly paid-up shares:-

No. of partly paid-up shares	As a % of total no. of partly paid-up shares	As a % of total no. of shares of the company

Held by promoter/promoter group

Held by Public

Total - D

Outstanding convertible securities:-

No. of outstanding securities	As a % of total no. of outstanding convertible securities	As a % of total no. of shares of the company, assuming full conversion of the convertible securities

Held by promoter/promoter group

Held by Public

Total - E

Warrants:-

No. of warrants	As a % of total no. of warrants	As a % of total no. of shares of the company, assuming full conversion of warrants

Held by promoter/promoter group

Held by Public

Total - F

Total paid-up capital of the company, assuming full conversion of warrants and convertible securities

61371090		
----------	--	--



CLAUSE 35
Introductory sub-table (I)(a)

NAME OF THE COMPANY : GEM SPINNERS IND LTD
 SCRIP CODE : 521133
 QUARTER ENDED :
 SHAREHOLDING PATTERN AS ON : 30-Jun-2015
 CLASS OF SECURITY : EQUITY

STATEMENT SHOWING SHAREHOLDING PATTERN
 TABLE (I)(a)

GATE CATEGORY OF SHARE HOLDER CODE	NO. OF HOLDERS	TOTAL NO. OF SHARES	SHARES IN DEMAT	TOTAL SHAREHOLDING AS PERCENTAGE OF TOTAL NUMBER OF SHARES	SHARES PL EGGED OR OTHERWISE ENCUMBERED	AS A % OF (A+B) (VI)		AS A % OF (A+B+C) (VII)		Number of shares (VIII)	As a percentage (IX) = (VII)/(VI)*100
						AS A % OF (A+B) (VI)	AS A % OF (A+B+C) (VII)				
A. SHAREHOLDING OF PROMOTER AND PROMOTER GROUP											
1. INDIAN											
a. INDIVIDUALS/HINDU UNDIVIDED FAMILY	7	42443500	42353500	69.1577	69.1577	0	0.0000	0	0.0000		
b. CENTRAL GOVERNMENT/ STATE GOVERNMENT(S)	0	0	0	0.0000	0.0000	0	0.0000	0	0.0000		
c. BODIES CORPORATE	0	0	0	0.0000	0.0000	0	0.0000	0	0.0000		
d. FINANCIAL INSTITUTIONS/ BANKS	0	0	0	0.0000	0.0000	0	0.0000	0	0.0000		
e. ANY OTHER											
SUB - TOTAL (A)(1)											
	7	42443500	42353500	69.1577	69.1577	0	0.0000	0	0.0000		
2. FOREIGN											
a. INDIVIDUALS (NON-RESIDENT INDIVIDUALS/ FOREIGN INDIVIDUALS)	0	0	0	0.0000	0.0000	0	0.0000	0	0.0000		
b. BODIES CORPORATE	0	0	0	0.0000	0.0000	0	0.0000	0	0.0000		
c. INSTITUTIONS	0	0	0	0.0000	0.0000	0	0.0000	0	0.0000		
d. QUALIFIED FOREIGN INVESTOR	0	0	0	0.0000	0.0000	0	0.0000	0	0.0000		
e. ANY OTHER											
SUB - TOTAL (A)(2)											
	0	0	0	0.0000	0.0000	0	0.0000	0	0.0000		
TOTAL SHARE HOLDING OF PROMOTER AND PROMOTER GROUP (A) = (A)(1)+(A)(2)											
	7	42443500	42353500	69.1577	69.1577	0	0.0000	0	0.0000		



CLAUSE 35
Introductory sub-table (I)(a)

NAME OF THE COMPANY : GEM SPINNERS IND LTD
 SCRIP CODE : 521133
 QUARTER ENDED : NAME OF THE SCRIP : GEM SPINNERS
 SHAREHOLDING PATTERN AS ON : 30-Jun-2015
 CLASS OF SECURITY : EQUITY

STATEMENT SHOWING SHAREHOLDING PATTERN
 TABLE (I)(a)

(I) DATE CATEGORY OF SHARE HOLDER	(II) NO. OF HOLDERS	(III) TOTAL NO. OF SHARES	(IV) SHARES IN DEMAT	(V) TOTAL SHAREHOLDING AS A PERCENTAGE OF TOTAL NUMBER OF SHARES	AS A % OF (A+B) (VI)	AS A % OF (A+B+C) (VII)	Number of Shares (VIII)	As a Percentage (IX) (VII)/(IV)*100
B. PUBLIC SHAREHOLDING								
1. INSTITUTIONS								
a. MUTUAL FUNDS/UTI	0	0	0	0.0000	0.0000	0.0000	NA	NA
b. FINANCIAL INSTITUTIONS/ BANKS	4	12486790	12486790	20.3463	20.3463	20.3463	NA	NA
c. CENTRAL GOVERNMENT/ STATE GOVERNMENT(S)	0	0	0	0.0000	0.0000	0.0000	NA	NA
d. VENTURE CAPITAL FUNDS	0	0	0	0.0000	0.0000	0.0000	NA	NA
e. INSURANCE COMPANIES	0	0	0	0.0000	0.0000	0.0000	NA	NA
f. FOREIGN INSTITUTIONAL INVESTORS	0	0	0	0.0000	0.0000	0.0000	NA	NA
g. FOREIGN VENTURE CAPITAL INVESTORS	0	0	0	0.0000	0.0000	0.0000	NA	NA
h. QUALIFIED FOREIGN INVESTOR	0	0	0	0.0000	0.0000	0.0000	NA	NA
i. ANY OTHER								
SUB - TOTAL (B)(1)	4	12486790	12486790	20.3463	20.3463	20.3463	NA	NA



CLAUSE 35
Introductory sub-table (1)(a)

NAME OF THE COMPANY : GEM SPINNERS IND LTD , NAME OF THE SCRIP : GEM SPINNERS , CLASS OF SECURITY : EQUITY
 SCRIP CODE : 521133
 QUARTER ENDED : 30-JUN-2015
 SHAREHOLDING PATTERN AS ON : 30-JUN-2015

STATEMENT SHOWING SHAREHOLDING PATTERN
 TABLE (1)(a)

DATE CATEGORY CODE	CATEGORY OF SHARE HOLDER	NO. OF HOLDERS	TOTAL NO. OF SHARES	SHARES IN DEBIT	TOTAL SHAREHOLDING AS A PERCENTAGE OF TOTAL NUMBER OF SHARES	AS A % OF (A+B) (VI)	AS A % OF (A+B+C) (VII)	Number of Shares (VIII)	AS A PERCENTAGE (IX) = (VIII)/(IV)*100
2. NON-INSTITUTIONS									
a. BODIES CORPORATE									
		120	232600	68700	0.3790	0.3790	NA	NA	NA
b. INDIVIDUALS -									
i. INDIVIDUAL SHAREHOLDERS									
		29576	5826700	674700	9.4940	9.4940	NA	NA	NA
ii. INDIVIDUAL SHAREHOLDERS HOLDING NOMINAL SHARE CAPITAL IN EXCESS OF RS. 1 LAKH									
		10	360100	92500	0.5867	0.5867	NA	NA	NA
c. QUALIFIED FOREIGN INVESTOR									
		0	0	0	0.0000	0.0000	NA	NA	NA
d. ANY OTHER CLEARING MEMBERS HINDU UNDIVIDED FAMILIES									
		2	2400	2400	0.0039	0.0039	NA	NA	NA
		24	19700	19700	0.0320	0.0320	NA	NA	NA
		26	22100	22100	0.0360	0.0360	NA	NA	NA
SUB - TOTAL (B)(2)									
		29732	6441500	858100	10.4958	10.4958	NA	NA	NA
TOTAL PUBLIC SHAREHOLDING									
		29736	18928490	13344890	30.8422	30.8422	NA	NA	NA
TOTAL (A)+(B)									
		29743	61371990	55698390	100.0000	100.0000	0	0.0000	



DATE GORY CODE	CATEGORY OF SHARE HOLDER	NO. OF HOLDERS	TOTAL NO. OF SHARES	SHARES IN DEMAT	TOTAL SHAREHOLDING AS A PERCENTAGE OF TOTAL NUMBER OF SHARES	SHARES HELD OR OTHERWISE ENLIMBERED	AS A %		As B PERCENTAGE (IX) = (VII)/(IV)*100
							OF (A+B) (VI)	OF (A+B+C) (VII)	
(I)	(II)	(III)	(IV)	(V)	(VI)	(VII)	(VIII)	(IX)	(X)
C. SHARES HELD BY CUSTODIANS AND AGAINST WHICH DEPOSITORY RECEIPTS HAVE BEEN ISSUED									
	Promoter and Promoter Group	0	0	0	0.0000	0.0000	NA	NA	NA
	Public	0	0	0	0.0000	0.0000	NA	NA	NA
	TOTAL CUSTODIAN (C)	0	0	0	0.0000	0.0000	NA	NA	NA
GRAND TOTAL (A)+(B)+(C)		29743	61371990	55698390	100.0000	100.0000	0	0.0000	



GEM SPINNERS IND LTD
 (1)(b) Statement showing holding of securities (including shares, warrants, convertible securities) of persons belonging to the
 category "Promoter and Promoter Group" - 30-Jun-2015

Sr.No	Name of the shareholder	Details of Shares held				Encumbered shares (*)			Details of warrants		Details of convertible securities		Total shares (including underlying shares assuming full conversion of warrants and convertible securities) as a % of diluted share capital (XII)
		No. of Shares held	As a % of grand total (A)+(B)+(C)	No. of Shares held	As a % of grand total (A)+(B)+(C)	As a % of grand total (A)+(B)+(C) of sub-clause (I)(a)	Number of warrants held	As a % of total number of warrants of the same class	Number of convertible securities held	As a % of total number of convertible securities of the same class			
(I)	(II)	(III)	(IV)	(V)	(VI)= (V) / (III)*100	(VII)	(VIII)	(IX)	(X)	(XI)	(XII)		
1	SMT RAJIVEERAMANI	30000	0.0488	0	0.0000	0.0000	0	0.0000	0	0.0000	0.0488		
2	SMT SEETHA LAKSHMI A	30000	0.0488	0	0.0000	0.0000	0	0.0000	0	0.0000	0.0488		
3	SMT VEDAVALLI KUMAR	30000	0.0488	0	0.0000	0.0000	0	0.0000	0	0.0000	0.0488		
4	IR VEERAMANI	12692166	20.6807	0	0.0000	0.0000	0	0.0000	0	0.0000	20.6807		
5	IS R ASATHAMBI	10174638	16.5786	0	0.0000	0.0000	0	0.0000	0	0.0000	16.5786		
6	IS R KUMAR	9743348	15.8758	0	0.0000	0.0000	0	0.0000	0	0.0000	15.8758		
7	IR SEKAR	9743348	15.8758	0	0.0000	0.0000	0	0.0000	0	0.0000	15.8758		
TOTAL		42443500	69.1577	0	0.0000	0.0000	0	0.0000	0	0.0000	69.1577		



GEM SPINNERS IND LTD

(1)(c)(i) Statement showing holding of securities (including shares, warrants, convertible securities) of persons belonging to the category "Public" and holding more than 1% of the total number of shares - 30-Jun-2015

Sr.No	Name of the shareholder	No. of Shares held	Share as a percentage of total number of shares (i.e., Grand Total (A)+(B)+(C) indicated in Statement at para(1)(a) above)	Details of Warrants		Details of convertible securities		Total shares (including underlying shares assuming full conversion of warrants and convertible securities) as a % of diluted share capital
				Number of Warrants held	As a % total number of securities held of the same class	Number of convertible securities held	% w.r.t total number of convertible securities of the same class	
1	ICICI BANK LIMITED	4921790	8.0196	0	0.0000	0	0.0000	8.0196
2	IDBI BANK LTD	7555000	12.3264	0	0.0000	0	0.0000	12.3264
	TOTAL	12486790	20.3460	0	0.0000	0	0.0000	20.3460



GEM SPINNERS IND LTD

(1)(c)(ii) Statement showing holding of securities (including shares, warrants, convertible securities) of persons (together with PAC) belonging to the category "Public" and holding more than 5% of the total number of shares of the company - 30-Jun-2015

Sr.No	Name(s) of the shareholder(s) and the Persons Acting in Concert (PAC) with them	No. of Shares held	Shares as a percentage of total number of shares (i.e., Grand Total (A)+(B)+(C) indicated in Statement at para(1)(a) above)	Details of Warrants		Details of convertible securities		Total shares (including underlying shares assuming full conversion of warrants and convertible securities) as a % of diluted share capital
				Number of Warrants held	As a % of total number of warrants of the same class	Number of convertible securities held	% w.r.t total number of convertible securities	
1	ICICI BANK LIMITED	4921790	8.0196	0	0.0000	0	0.0000	8.0196
2	IOBI BANK LTD	7555000	12.3264	0	0.0000	0	0.0000	12.3264
TOTAL		12986790	20.3460	0	0.0000	0	0.0000	20.3460





SL.NO	NAME OF THE DR HOLDER	TYPE OF OUTSTANDING DR	SHARES AS A % OF TOTAL UNDERLYING DR	NUMBER OF SHARES	SHARES UNDERLYING OUTSTANDING DR	DRS AS A % OF TOTAL UNDERLYING SHARES (i.e., GRAND TOTAL)	SHARES (A)+(B)+(C) INDICATED ABOVE)	STATEMENT AT PARA (1) (ABOVE)

NIL

GEM SPINNERS IND LTD
 (1)(b) STATEMENT SHOWING HOLDING OF DEPOSITORY RECEIPTS (DRs), WHERE UNDERLYING SHARES HELD BY PROMOTER/PROMOTER GROUP ARE IN EXCESS OF 1% OF THE TOTAL NUMBER OF SHARES - 30-Jun-2015

GEM SPINNERS IND LTD
 (II)(a) STATEMENT SHOWING THE VOTING PATTERN OF SHAREHOLDERS, IF MORE THAN ONE CLASS OF SHARES / SECURITIES
 IS ISSUED BY THE ISSUER.

CATEGORY OF SHARE HOLDER	NUMBER OF VOTING RIGHTS HELD IN EACH CLASS OF SECURITIES			TOTAL VOTING RIGHTS (III+IV+V)	TOTAL VOTING RIGHTS I.E. (VI)	AS A % OF (A+B) (VII)	AS A % OF (A+B+C) (VIII)
	CLASS X (III)	CLASS Y (IV)	CLASS Z (V)				
(A) PROMOTER AND PROMOTER GROUP							
(1) INDIAN							
(a) INDIVIDUALS/HINDU UNDIVIDED FAMILY							
(b) CENTRAL GOVERNMENT / STATE GOVERNMENT(S)							
(c) BODIES CORPORATE							
(d) FINANCIAL INSTITUTIONS / BANKS							
(e) ANY OTHER (SPECIFY)							
SUB-TOTAL (A) (1)							
(2) FOREIGN							
(a) INDIVIDUALS (NON-RESIDENT INDIVIDUALS / FOREIGN INDIVIDUALS)							
(b) BODIES CORPORATE							
(c) INSTITUTIONS							
(d) ANY OTHER							
SUB-TOTAL (A) (2)							
TOTAL SHAREHOLDING OF PROMOTER AND PROMOTER GROUP (A)=(A)(1)+(A)(2)							




GEM SPINNERS IND LTD
 (III)(c) STATEMENT SHOWING THE VOTING PATTERN OF SHAREHOLDERS, IF MORE THAN ONE CLASS OF SHARES / SECURITIES
 IS ISSUED BY THE ISSUER.

(1)	(11)	(111)	(1V)	(V)	(VI)	(VII)	(VIII)
(B) PUBLIC SHAREHOLDING							
(1) INSTITUTIONS							
(a) MUTUAL FUNDS / UTI							
(b) FINANCIAL INSTITUTIONS / BANKS							
(c) CENTRAL GOVERNMENT / STATE GOVERNMENT(S)							
(d) VENTURE CAPITAL FUNDS							
(e) INSURANCE COMPANIES							
(f) FOREIGN INSTITUTIONAL INVESTORS							
(g) FOREIGN VENTURE CAPITAL INVESTORS							
(h) ANY OTHER (SPECIFY)							
SUB-TOTAL (B) (1)							
(2) NON-INSTITUTIONS							
(a) BODIES CORPORATE							
(b) INDIVIDUALS - I. INDIVIDUAL SHAREHOLDERS HOLDING NOMINAL SHARECAPITAL UP TO RS. 1 LAKH II. INDIVIDUAL SHAREHOLDERS HOLDING NOMINAL SHARECAPITAL IN EXCESS OF RS. 1 LAKH							
(c) ANY OTHER (SPECIFY)							
SUB-TOTAL (B) (2)							
TOTAL PUBLIC SHAREHOLDING (B)=(B)(1)+(B)(2)							
TOTAL (A)+(B)							
(C) SHARES HELD BY CUSTODIANS AND AGAINST WHICH DEPOSITORY RECEIPTS HAVE BEEN ISSUED							
GRAND TOTAL (A)+(B)+(C)							



PATTERN OF HOLDINGS - NSDL & CDSL & PHYSICAL

CLIENT TYPE	NSDL		CDSL		PHYSICAL		NSDL & CDSL & PHYSICAL		
	NO.OF HOLDERS	TOTAL POSITIONS	NO.OF HOLDERS	TOTAL POSITIONS	NO.OF HOLDERS	TOTAL POSITIONS	NO.OF HOLDERS	TOTAL POSITIONS	% OF HOLDINGS
Resident	0	0	1149	787000	28461	5419500	29610	6206500	10.1129
FI	0	0	1	4921790	0	0	1	4921790	8.0196
Corporate Body	0	0	53	68700	67	163900	120	232600	0.3790
Clearing Member	0	0	2	2400	0	0	2	2400	0.0039
Bank	0	0	1	7565000	2	200	3	7565200	12.3267
Promoters	0	0	4	42353500	3	90000	7	42443500	69.1577
TOTAL	0	0	1210	55698390	28533	5673600	29743	61371990	100.0000



SL.NO	FOLIO DPID/CLID	NAME OF THE HOLDER(S)	SHARES	PERCENTAGE
1	16014300 00000043	ICICI BANK LIMITED	4921790	8.0196
TOTAL :			4921790	8.0196




SL.NO	FOLIO DPID/CLID	NAME OF THE HOLDER(S)	SHARES	PERCENTAGE
1	00071578	3A CAPITAL SERVICES LTD	100	0.0001
2	00066808	A R ENTERPRISES LTD	41200	0.0671
3	00062018	A R FINANCIAL SERVICES & SECURITIES LTD	100	0.0001
4	13017400 00000040	AADYA STOCKS PVT	100	0.0001
5	00063833	AAREM MONEY MANAGERS LTD	100	0.0001
6	12016404 00000069	ABHINANDAM FINANCIAL SERVICES PVT. LTD.	100	0.0001
7	12015000 00014833	ABHIPRA CAPITAL LTD.	1500	0.0024
8	12046700 00000039	ADROIT FINANCIAL SERVICES PRIVATE LIMITED	500	0.0008
9	12014100 00000014	ALANKIT ASSIGNMENTS LIMITED	1300	0.0021
10	00059017	AMULYA LEASING AND FINANCE LTD	300	0.0004
11	00069946	ANAND ESTATE PRIVATE LIMITED	400	0.0006
12	12010600 00119760	ANAND RATHI SHARE AND STOCK BROKERS LIMITED	500	0.0008
13	12033200 00000066	ANGEL BROKING PRIVATE LIMITED.	2500	0.0040
14	12034400 00068717	ARCADIA SHARE AND STOCK BROKERS PVT. LTD. BSE ABC COLLATERAL A/C	300	0.0004
15	12013200 00007808	ASIT C. MEHTA INVESTMENT INTERMEDIATES LIMITED	200	0.0003
16	00068085	ASSOCIATED BUSINESS CREDITS LTD.	900	0.0014
17	12024500 00008722	B. LODHA SECURITIES LIMITED	1000	0.0016
18	12023300 00001270	BNR CAPITAL SERVICES PRIVATE LIMITED	1000	0.0016
19	12061800 00000031	CENTURY FINVEST PVT LTD	9100	0.0148
20	00070165	CHALUKYA TRANSPORT PVT LTD	500	0.0008
21	12013500 00035841	CIL SECURITIES LIMITED	1300	0.0021
22	00068434	CITIZEN SECURITIES LIMITED	200	0.0003
23	00057627	CONJEEVARAM CREDITS P LTD	700	0.0011
24	16014800 00076271	CONSORTIUM SECURITIES PRIVATE LIMITED	200	0.0003



SL.NO	FOLIO DFID/CLID	NAME OF THE HOLDER(S)	SHARES	PERCENTAGE
25	00065326	CT COTTON YARN LIMITED	100	0.0001
26	00057123	DEEP DEPOSITS & LEASING PVT LTD	200	0.0003
27	00055758	DEEP DEPOSITS & LEASING PVT LTD	100	0.0001
28	00069125	DEW POINT CREDIT PVT.LTD.	1000	0.0016
29	00057650	DURGABHAVANI INVESTMENTS P LTD	400	0.0006
30	00071423	DWAR SOFTWARE LTD	100	0.0001
31	12032300 00182730	EDELWEISS BROKING LIMITED	2600	0.0042
32	12056300 00000010	FARSIGHT SECURITIES LTD	1000	0.0016
33	00070287	FORTIS FINANCIAL SERVICES LTD	200	0.0003
34	00069959	G D R HOLDINGS PRIVATE LTD	100	0.0001
35	00069925	G-TECH STONE LTD	22300	0.0363
36	00057682	GP ASIA P LTD	2000	0.0032
37	00058292	GP ASIA P LTD	8000	0.0130
38	00066166	HI-LEA FINANCE LIMITED	200	0.0003
39	00061050	HI-LEA FINANCE LIMITED	200	0.0003
40	12061100 00001711	IFCI FINANCIAL SERVICES LTD	1900	0.0030
41	12014100 00017119	IKM INVESTORS PRIVATE LIMITED	300	0.0004
42	00058315	IND FIN & SECURITIES TRUST P LTD	400	0.0006
43	12044700 00000103	INDIA INFOLINE LIMITED	4799	0.0078
44	12044700 04488461	INDIA INFOLINE LTD	1	0.0000
45	00064229	JET TIME INDIA PRIVATE LIMITED	100	0.0001
46	13010100 00366739	JHAVERI SECURITIES LIMITED	1800	0.0029
47	00062748	JOHN ESTATES PVT. LTD.	26800	0.0436
48	12020000 00000466	JOINDRE CAPITAL SERVICES LTD. CLIENT A/C BSE	1800	0.0029
49	12030100 00000249	JYOTI PORTFOLIO LTD.	300	0.0004
50	00070882	KANORIA PLASTOKEM PVT LTD	28500	0.0464




SL.NO	FOLIO DPID/CLID	NAME OF THE HOLDER(S)	SHARES	PERCENTAGE
51	13014400 00562945	KARVY STOCK BROKING LIMITED	200	0.0003
52	00019252	KCG INVESTMENT & FINANCE(P)LTD	100	0.0001
53	12042100 00087279	KIFS SECURITIES PRIVATE LIMITED	200	0.0003
54	00069433	KOTHARI & SONS (NOMINEES) PVT LTD	100	0.0001
55	12025400 00001207	L.S.E. SECURITIES LIMITED	3200	0.0052
56	00069316	M/S SPEC INVESTMENTS & FINANCE PVT LTD	100	0.0001
57	00067990	MAHALAZMI REAL ESTATE & INVT. PVT. LTD.	700	0.0011
58	12029000 00000507	MAHESHWARI SHARE AND STOCK BROKERS PVT. LTD.	100	0.0001
59	00023482	MAMTA COMMERCIAL CO LTD	100	0.0001
60	12016400 00007983	MANSUKH STOCK BROKERS LIMITED	1100	0.0017
61	00055782	MARUTHI INVESTMENTS & CONSULTANT PVT LTD	100	0.0001
62	12022900 00054802	MASTER CAPITAL SERVICES LIMITED	700	0.0011
63	16010100 00365642	MATALIA STOCK BROKING PVT. LTD.	200	0.0003
64	00062767	MONI BLANC FINANCEIAL SERVICES LTD.,	100	0.0001
65	00060775	MONT BLANC FINANCIAL SVS LTD	100	0.0001
66	00056806	MOTHER MIRA FINANCE INVESTMENTS LTD	100	0.0001
67	12013300 00033510	NIRMAL BANG SECURITIES PVT LTD	2000	0.0032
68	12059500 00000027	NIRMAN SHARE BROKERS PVT. LTD.	2800	0.0045
69	00070005	OM SINDHOORI CAPITAL INVESTMENTS LTD	100	0.0001
70	13011903 00044527	P SURYAKANT SHARE AND STOCK BROKERS PVT. LTD.	800	0.0013
71	00070389	PANCHWATI COMMERCE PVT LTD	1500	0.0024
72	00063911	PARO LEASING & FINANCE LIMITED	6700	0.0109
73	00057867	PARO LEASING & FINANCE LIMITED	1300	0.0021
74	00069726	PASARI NIYOG PVT LTD	200	0.0003
75	00070613	PEARL GLOBAL LIMITED	10800	0.0175
76	12028100	PRAGYA SECURITIES PVT. LTD - CASH MARKET	1000	0.0016



SL.NO	FOLIO DPID/CLID	NAME OF THE HOLDER(S)	SHARES	PERCENTAGE
	00006556	CLIENTS MARGIN A/C		
77	00061626	PRO FIN CAPITAL SERVICES LTD	200	0.0003
78	00068211	PRO FIN CAPITAL SERVICES LTD.	800	0.0013
79	12056900 00003415	RAGA SECURITIES AND FINANCE PVT LTD	500	0.0008
80	00065194	RAJAGOPAL FINANCE AND LEASING LTD.	200	0.0003
81	00035799	RAKSHA INVESTMENTS PVT LTD	100	0.0001
82	12010400 00013624	RATNAKAR SECURITIES PVT. LTD.	200	0.0003
83	00067913	S T SERVICES LIMITED	900	0.0014
84	12039100 00005043	SAAKETA FINSTOCK PVT. LTD.	100	0.0001
85	00071102	SAFEGUARD FINANCIAL SERVICES PVT LTD	300	0.0004
86	00039458	SAGAR STEEL PRIVATE LTD	100	0.0001
87	00067074	SAJJAN SECURITIES PRIVATE LIMITED	200	0.0003
88	00060908	SANZEEVANI SERVICES P LTD	500	0.0008
89	00070450	SARANGI HOLDINGS PVT LTD	200	0.0003
90	00064187	SEAGULL FINANCE AND INVESTMENT PVT. LTD.	100	0.0001
91	12036000 00063384	SHAREKHAN	3200	0.0052
92	00043873	SHASUN LEASING & FIN PVT LTD	200	0.0003
93	00069804	SHISHIR FINSTOCK PRIVATE LIMITED	100	0.0001
94	00069629	SHIVALIKA LEASING & FINANCE LTD	100	0.0001
95	00069955	SHREEPATI HOLDINGS & FINANCE P. LTD	500	0.0008
96	12058200 00000078	SHRI PARASRAM HOLDINGS PVT. LTD.	1400	0.0022
97	12038400 00000029	SHRIRAM INSIGHT SHARE BROKERS LTD	100	0.0001
98	12061200 00008389	SIDDHI SHARES (P) LTD.	1000	0.0016
99	00065689	SIS SHARE & STOCK BROKERS P LTD	100	0.0001
100	00068095	SIS SHARE & STOCK BROKERS PVT. LTD	100	0.0001
101	00063096	SIVNAT INVESTMENTS & FINANCE PVT.LTD.	100	0.0001
102	12019101 00055137	SNC GLOBAL SECURITIES LIMITED	1300	0.0021



SL.NO	FOLIO DFID/CLID	NAME OF THE HOLDER(S)	SHARES	PERCENTAGE
103	12019101 00000391	SMC GLOBAL SECURITIES LTD.	100	0.0001
104	00056185	SREE GAYATHRI SHARES & INVESTMENTS P LTD	500	0.0008
105	00069607	SRI SIDDHI VINAYAK SHARES LTD	400	0.0006
106	12022300 00000044	STEEL CITY SECURITIES LTD	1600	0.0026
107	00070145	SUGAL & DAMANI SHARE STOCK BROKERS LTD	100	0.0001
108	00069559	SUKAM FINANCIAL SERVICES P LTD	200	0.0003
109	00059728	SUMA FINANCE & INVESTMENT PVT LTD	100	0.0001
110	12043700 00004838	SWASTIKA INVESTMART LIMITED	100	0.0001
111	12018600 00014943	SYKES & RAY EQUITIES (I) LTD.	300	0.0004
112	12034600 00000029	SYSTEMATIX SHARES AND STOCKS (INDIA) LIMITED	100	0.0001
113	12031500 00007361	TECHNO SHARES AND STOCKS PRIVATE LIMITED	1800	0.0029
114	00063436	THE BLOOMFIELD TEA CO LTD.,	400	0.0006
115	12023000 01028793	THE MASTER CLOCK AND WATCH WORKS PVT LTD	2000	0.0032
116	12057000 00000022	URJA INVESTMENT PTE LTD	300	0.0004
117	13011903 00044394	VENTURA SECURITIES LTD	6600	0.0107
118	00069989	VIJAYARANGA SEC., & SERVICES P LTD	100	0.0001
119	12067000 00000015	VIKSON SECURITIES PVT LTD	1500	0.0024
120	13016700 00007211	VSE STOCK SERVICES LTD	100	0.0001
TOTAL :			232600	0.3790



SL.NO	FOLIO DPID/CLID	NAME OF THE HOLDER(S)	SHARES	PERCENTAGE
1	13011900 00006722	MAXIMUS SECURITIES LIMITED	1400	0.0022
2	16014800 00446191	ZERODHA	1000	0.0016
TOTAL :			2400	0.0039



SL.NO	FOLIO DPID/CLID	NAME OF THE HOLDER(S)	SHARES	PERCENTAGE
1	00069542	BANK OF INDIA	100	0.0001
2	00070494	BANK OF INDIA	100	0.0001
3	16010000 00001250	IDBI BANK LTD	7565000	12.3264
TOTAL :			7565200	12.3267



SL.NO	FOLIO DPID/CLID	NAME OF THE HOLDER(S)	SHARES	PERCENTAGE
1	13028600 00053319	R SEKAR	9743348	15.8758
2	13028600 00053283	R VEERAMANI	12692166	20.6807
3	13028600 00053298	S R ASAITHAMBI	10174638	16.5786
4	13028600 00053304	S R KUMAR	9743348	15.8758
5	00000006	SMT RAJIVEERAMANI	30000	0.0488
6	00000007	SMT SEETHA LAKSHMI A ABHI ARJUN	30000	0.0488
7	00000009	SMT VEDAVALI KUMAR AYISHWARYA RADDHIKA	30000	0.0488
TOTAL :			42443500	69.1577



Share or Debenture holding		Share / Debenture holders		Share Debenture amount	
Rs.	Rs.	Number	% of total	Rs.	% of total
5	- 5000	29237	98.2987	21308005	6.9438
5001	- 10000	250	0.8405	1848500	0.6023
10001	- 20000	92	0.3093	1293500	0.4215
20001	- 30000	84	0.2824	2078495	0.6773
30001	- 40000	11	0.0369	393000	0.1280
40001	- 50000	23	0.0773	1130000	0.3682
50001	- 100000	23	0.0773	1762500	0.5743
100001	- And Above	23	0.0773	277045950	90.2841
Total :		29743	100.0000	306859950	100.0000



Share or Debenture holding	Share / Debenture holders		Share Debenture holdings	
	Shares	Number % of total	Shares % of total	
1 - 100	24041	80.8291	2403901	3.9169
101 - 500	4486	15.0825	1281900	2.0887
501 - 1000	710	2.3871	575800	0.9382
1001 - 2000	250	0.8405	369700	0.6023
2001 - 3000	61	0.2050	149000	0.2427
3001 - 4000	31	0.1042	109700	0.1787
4001 - 5000	76	0.2555	371799	0.6058
5001 - 10000	42	0.1412	348500	0.5678
10001 - And Above	46	0.1546	55761690	90.8585
Total :	29743	100.0000	61371990	100.0000



SL.NO	FOLIO DPID/CLID	NAME OF THE HOLDER(S)	SHARES	PERCENTAGE
1	13028600 00053283	R VEERAMANI	12692166	20.6807
2	13028600 00053298	S R ASAITHAMBI	10174638	16.5786
3	13028600 00053319	R SEKAR	9743348	15.8758
4	13028600 00053304	S R KUMAR	9743348	15.8758
5	16010000 00001250	IDBI BANK LTD	7565000	12.3264
6	16014300 00000043	ICICI BANK LIMITED	4921790	8.0194
7	00070037	PREETHY R E	80500	0.1311
8	13017600 00008510	NIRMAL CHAND JAIN	50600	0.0824
9	12043300 00084821	MEENA JAIKUMAR CHAUGULE	42000	0.0684
10	00066808	A R ENTERPRISES LTD	41200	0.0671
11	00000017	ASEELA VINOD GOENKA VINOD K GOENKA	35000	0.0570
12	00000008	SMT LATHA MAHESHWARI S PRADHEEP ARUN GAUTHAM	30000	0.0488
13	00000006	SMT RAJIVEERAMANI	30000	0.0488
14	00000007	SMT SEETHA LAKSHMI A ABHI ARJUN	30000	0.0488
15	00000009	SMT VEDAVALLI KUMAR AYISHWARYA RADDHIKA	30000	0.0488
16	00070882	KANORIA PLASTOKEN PVT LTD	28500	0.0464
17	00062748	JOHN ESTATES PVT. LTD.	26800	0.0436
18	00069963	DEEPAK JAIN HUF SHANITA JAIN	25000	0.0407
19	00000068	RAM K DARYAMANI SANGEETA RAM DARYANAN	25000	0.0407
20	00000074	SANGEETA RAM DARYANAN RAM K DARYAMANI	25000	0.0407
21	00070019	SHYAM BALI (HUF)	25000	0.0407
22	00069925	G-TECH STONE LTD	22300	0.0363



SL.NO	FOLIO DPID/CLID	NAME OF THE HOLDER(S)	SHARES	PERCENTAGE
23	00061404	KRISHNAKUMAR SRINIVASAN	22000	0.0358
24	00000014	ANISH DILIP SHAH RADHIKA ANISH SHAH	20000	0.0325
25	12013700 00247781	BHARAT PITTI	20000	0.0325
26	00070402	GANESH K	20000	0.0325
27	00000040	MANISH DILIP SHAH HEMANGI MANISH SHAH	20000	0.0325
28	12029900 01742511	S MAHAVEER CHAND	19900	0.0324
29	00064416	RAJU P.V.S	18700	0.0304
30	12028900 00063656	TUSHAR MAGAMBHAI DEDHIA	17900	0.0291
31	13019300 01698222	NALINI .	16900	0.0275
32	12013700 00097128	VIMLA PITTI	16100	0.0262
33	00068906	PERIASAMY N	15900	0.0259
34	00000013	ANAL S KHANDWALA SUCHITA ANAL KHANDWALA	15000	0.0244
35	00000091	SUCHITA ANAL KHANDWALA ANAL S KHANDWALA	15000	0.0244
36	00067810	RAJU P V S	14600	0.0237
37	00068442	SHAILESH SHANTILAL SHAH SHAILAJA SHAILESH SHAH	14400	0.0234
38	13027500 00017521	INDIRA MEHTA	14200	0.0231
39	13017400 00063023	ASHOK KEDIA	13900	0.0226
40	00069840	SWATI GOGATE MANDAKINI GOGATE	13300	0.0216
41	12049200 00066078	A KANAGASABAPATHI	12600	0.0205
42	12024700 00329735	CHANDUBHAI FARMAMAND KARMIANI	11800	0.0192
43	12035300 00001638	ANITA DILIP OSWAL	10800	0.0175
44	00070613	PEARL GLOBAL LIMITED	10800	0.0175
45	12038400 00284579	K. R. RAMESH .	10500	0.0171



SL.NO	FOLIO DPID/CLID	NAME OF THE HOLDER(S)	SHARES	PERCENTAGE
46	12014100 00007613	JASWANT KAUR	10200	0.0166
47	00000020	BHAVESH P SHETH	10000	0.0162
48	00000021	CHALANADEVI Y LAGAMANAVAR	10000	0.0162
49	00000022	DILIP NAGINDAS SHAH MANISH DILIP SHAH	10000	0.0162
50	12030700 00100259	MAHESH LOHIA	10000	0.0162
51	00000041	MAYURA P DODDANAVAR	10000	0.0162
52	00000053	PACHAIANNA GOUNDER A quit	10000	0.0162
53	00000058	PRATIBHA B DOSHI	10000	0.0162
54	00000059	PRAVEEN V DODDANAVAR	10000	0.0162
55	00000063	RAGURAMACHANDRA MAIDU V	10000	0.0162
56	00000073	SANGANA GOENKA	10000	0.0162
57	00000076	SAVITRI R DODDANAVAR	10000	0.0162
58	00000077	SENDURESWARAN A D	10000	0.0162
59	00000081	SHEILA PRASAD	10000	0.0162
60	00000082	SHILPA V DODDANAVAR	10000	0.0162
61	00000092	SUMAN V DODDANAVAR	10000	0.0162
62	00000101	VRISHABHANATH P DODDANAVAR	10000	0.0162
63	00000102	YASHVARDHAN GOENKA VINOD K GOENKA	10000	0.0162
64	12024700 00354635	SEEMA CHANDU KARMIANI	9800	0.0159
65	12013200 01447365	HEMLATA VINOD SHAH VINOD MONSHI SHAH	9500	0.0154
66	12035300 00015497	GITEN MANEKJI DHARAMSHI	9400	0.0153
67	00059297	SURESH KUMAR JALAN UMA JALAN	9400	0.0153
68	12061800 00000031	CENTURY FINVEST PVT LTD	9100	0.0148
69	12033300 00720523	PRAKASH MILAPCHAND JAIN	8800	0.0143
70	00058292	GP ASIA P LTD	8000	0.0130



SL.NO	FOLIO DPID/CLID	NAME OF THE HOLDER(S)	SHARES	PERCENTAGE
71	00070203	HARESH JAIN ALKESH JAIN	7600	0.0123
72	00069994	RAVI RAJA K	7600	0.0123
73	00000018	BALAKRISHNAN N NALLATHAMBI M GOVINDARAJ R	7500	0.0122
74	00000080	SHANMUGAM T A MUTHU T A PICHAM T K	7500	0.0122
75	00070466	SANGEETA VINAY SARAF	7400	0.0120
76	00063911	PARO LEASING & FINANCE LIMITED	6700	0.0109
77	00071254	VEDANTHAM R	6700	0.0109
78	13017400 00063038	KAVITA KEDIA	6600	0.0107
79	13011903 00044394	VENTURA SECURITIES LTD	6600	0.0107
80	00069706	AANANDAA JOTHI M	6400	0.0104
81	12053600 00011953	PARSHOTAMBHAI RANCHHODEBHI PATEL	6000	0.0097
82	00000096	VENKATRAMAN S VENKATANARAYANA SEKAR N	6000	0.0097
83	00000027	GOVINDAN M BOSE A GANESAN A	5500	0.0089
84	12010900 00620149	MADAM KAWAR JAIN . .	5400	0.0087
85	00071101	RAJENDRA MULANI	5400	0.0087
86	13028600 00002884	RAJ KUMAR BAPNA	5300	0.0086
87	13017400 00037947	R.GEETHA .	5200	0.0084
88	12044600 00014738	KHAMADEVI BABULAL JAIN	5100	0.0083
89	00000012	AMARAVATHI AMMAL	5000	0.0081
90	00000015	ARUNACHALAM R SAMINATHAN M	5000	0.0081
91	00000016	ASAITHAMBI T R	5000	0.0081
92	00000019	BALASUBRAMANIAM M	5000	0.0081



SL.NO	FOLIO DPID/CLID	NAME OF THE HOLDER(S)	SHARES	PERCENTAGE
93	00000023	DURAIRAJ A M	5000	0.0081
94	00000024	DURAIRAJ R	5000	0.0081
95	00000025	ERA. SEZHIYAN	5000	0.0081
96	00068351	GIRI B G	5000	0.0081
97	00000026	GOTHANDARAMAN T	5000	0.0081
98	00000028	GUNASEKARAN R NATARAJAN G	5000	0.0081
99	12033300 00718778	GUNIA PRAKASHCHAND JAIN	5000	0.0081
100	00000029	JUSTICE P BHASKARAN	5000	0.0081
TOTAL :			56170190	91.5241

