


Introductory sub-table (I)(a)

Name of the Company: TRANSPEK INDUSTRY LIMITED

Scrip Code, Name of the scrip, class of security: 506687, TRANSPEK, EQUITY


Quarter ended: 30TH JUNE, 2015

Partly paid-up shares:-		No. of partly paid-up shares	As a % of total no. of partly paid-up shares	As a % of total no. of shares of the company
Held by promoter/promoter group			0	0
Held by public			0	0
<b>Total</b>		<b>0</b>	<b>0</b>	<b>0</b>
<b>Outstanding convertible securities:-</b>				
		No. of outstanding securities	As a % of total no. of outstanding convertible securities	As a % of total no. of shares of the company, assuming full conversion of the convertible securities
Held by promoter/promoter group			0	0
Held by public			0	0
<b>Total</b>		<b>0</b>	<b>0</b>	<b>0</b>
<b>Warrants:-</b>				
		No. of warrants	As a % of total no. of warrants	As a % of total no. of shares of the company, assuming full conversion of warrants
Held by promoter/promoter group			0	0
Held by public			0	0
<b>Total</b>		<b>0</b>	<b>0</b>	<b>0</b>
<b>Total paid-up capital of the company, assuming full conversion of warrants and convertible securities</b>				
			<b>5872040</b>	<b>0</b>



**Statement Showing Shareholding Pattern as on 30.06.2015**

Category code	Category of Shareholder	Number of Shareholders	Table (I)(a)		Total shareholding as a percentage of total number of shares		Shares Pledged or otherwise encumbered	
			Total number of shares	Number of shares held in dematerialized form	As a percentage of(A+B) <sup>1</sup>	As a percentage of (A+B+C)	Number of shares	As a percentage
(I)	(II)	(III)	(IV)	(V)	(VI)	(VII)	(VIII)	(IX)= (VIII)/(IV)*100
<b>(A)</b>	<b>Shareholding of Promoter and Promoter</b>							
<b>1</b>	<b>Indian</b>							
(a)	Individuals/ Hindu Undivided Family	24	987308	987308	16.81	16.81	0	0.00
(b)	Central Government/ State Government(s)	0	0	0	0.00	0.00	0	0.00
(c)	Bodies Corporate	14	1806831	1806831	30.77	30.77	0	0.00
(d)	Financial Institutions/ Banks				0.00	0.00	0	0.00
(e)	Any Others(Specify)				0.00	0.00	0	0.00
(e-i)					0.00	0.00	0	0.00
(e-ii)					0.00	0.00	0	0.00
	<b>Sub Total(A)(1)</b>	<b>38</b>	<b>2794139</b>	<b>2794139</b>	<b>47.58</b>	<b>47.58</b>	<b>0</b>	<b>0.00</b>
<b>2</b>	<b>Foreign</b>							
a	Individuals (Non-Residents Individuals/ Foreign Individuals)				0.00	0.00	0	0.00
b	Bodies Corporate				0.00	0.00	0	0.00
c	Institutions				0.00	0.00	0	0.00
d	Qualified Foreign Investor				0.00	0.00	0	0.00
e	Any Others(Specify)				0.00	0.00	0	0.00
e-i	Directors & their Relatives	3	11710	11710	0.20	0.20	0	0.00
	<b>Sub Total(A)(2)</b>	<b>3</b>	<b>11710</b>	<b>11710</b>	<b>0.20</b>	<b>0.20</b>	<b>0</b>	<b>0.00</b>
	<b>Total Shareholding of Promoter and</b>	<b>41</b>	<b>2805849</b>	<b>2805849</b>	<b>47.78</b>	<b>47.78</b>	<b>0</b>	<b>0.00</b>
<b>(B)</b>	<b>Public shareholding</b>							
<b>1</b>	<b>Institutions</b>							
(a)	Mutual Funds/ UTI	3	2900	0	0.05	0.05	0	0.00
(b)	Financial Institutions/ Banks	12	2919	1313	0.05	0.05	0	0.00
(c)	Central Government/ State Government(s)	0	0	0	0.00	0.00	0	0.00
(d)	Venture Capital Funds	0	0	0	0.00	0.00	0	0.00
(e)	Insurance Companies	2	244882	244882	4.17	4.17	0	0.00
(f)	Foreign Institutional Investors	3	260300	260000	4.43	4.43	0	0.00
(g)	Foreign Venture Capital Investors	30	257092	253132	4.38	4.38	0	0.00
(h)	Qualified Foreign Investor				0.00	0.00	0	0.00
(i)	Any Other (specify)				0.00	0.00	0	0.00
	<b>Sub-Total (B)(1)</b>	<b>50</b>	<b>768093</b>	<b>759327</b>	<b>13.08</b>	<b>13.08</b>	<b>0</b>	<b>0.00</b>
<b>B 2</b>	<b>Non-institutions</b>							
(a)	Bodies Corporate	104	542458	534028	9.24	9.24	0	0.00
(b)	Individuals				0.00	0.00	0	0.00
I	Individuals -i. Individual shareholders holding nominal share capital up to Rs 1 lakh	6746	1002009	800299	17.06	17.06	0	0.00
II	ii. Individual shareholders holding nominal share capital in excess of Rs. 1 lakh.	9	474237	474237	8.08	8.08	0	0.00
(c)	Qualified Foreign Investor				0.00	0.00	0	0.00



(d)	Any Other (specify)	56	208003	201013	3.54	3.54	0	0.00
(d-i)	Clearing Members	37	16078	16078	0.27	0.27	0	0.00
(d-ii)	Office Bearers	254	55193	0	0.94	0.94	0	0.00
(d-iii)	Overses Body Corporate	1	120	0	0.00	0.00	0	0.00
(d-iv)								
(d-v)								
(d-vi)								
(d-vii)								
	<b>Sub-Total (B)(2)</b>	<b>7207</b>	<b>2298098</b>	<b>2025655</b>	<b>39.14</b>	<b>39.14</b>	<b>0</b>	<b>0.00</b>
(B)	<b>Total Public Shareholding (B)= (B)(1)+(B)(2)</b>	<b>7257</b>	<b>3066191</b>	<b>2784982</b>	<b>52.22</b>	<b>52.22</b>	<b>0</b>	<b>0.00</b>
	<b>TOTAL (A)+(B)</b>	<b>7298</b>	<b>5872040</b>	<b>5590831</b>	<b>100.00</b>	<b>100.00</b>	<b>0</b>	<b>0.00</b>
(C)	<b>Shares held by Custodians and against which Depository Receipts have been issued</b>							
1	Promoter and Promoter Group	0	0	0	0	0.00	0	0.00
2	Public	0	0	0	0	0.00	0	0.00
	<b>Sub-Total (C)</b>	<b>0</b>	<b>0</b>	<b>0</b>	<b>0</b>	<b>0.00</b>	<b>0</b>	<b>0.00</b>
	<b>GRAND TOTAL (A)+(B)+(C)</b>	<b>7298</b>	<b>5872040</b>	<b>5590831</b>	<b>100.00</b>	<b>100.00</b>	<b>0</b>	<b>0.00</b>



(I)(b) Statement showing holding of securities (including shares, warrants, convertible securities) of persons belonging to the category "Promoter and Promoter Group"

Sr. No.	Name of the shareholder	Details of Shares held		Encumbered shares (*)			Details of warrants		Details of convertible securities		Total shares (including underlying shares assuming full conversion of warrants and convertible securities) as a % of diluted share capital
		Number of shares held	As a % of grand total (A)+(B)+(C)	No.	As a percentage	As a % of grand total (A)+(B)+(C) of sub-clause (I)(a)	Number of warrants held	As a % total number of warrants of the same class	Number of convertible securities held	As a % total number of convertible securities of the same class	
(i)	(ii)	(iii)	(iv)	(v)	(vi)=(v)/(iii)*100	(vii)	(viii)	(ix)	(x)	(xi)	(xii)
1	KAMALJYOT INVESTMENTS LIMITED	608493	10.36		0.00	0.00	0	0.00		0.00	
2	SHRUTI ATUL SHROFF	305725	5.21		0.00	0.00		0.00		0.00	
3	UTKARSH GLOBAL HOLDINGS PRIVATE LIMITED	815192	13.88		0.00			0.00		0.00	
4	ATUL GOVINDJI SHROFF	223073	3.80		0.00	0.00		0.00		0.00	
5	CHANDA KANTISEN SHROFF	89597	1.53		0.00	0.00		0.00		0.00	
6	TML INDUSTRIES LIMITED	87270	1.49		0.00	0.00		0.00		0.00	
7	VISHWA ATUL SHROFF	78386	1.33		0.00	0.00		0.00		0.00	
8	SHRODIP INVESTMENTS PVT. LTD.	72000	1.23		0.00	0.00		0.00		0.00	
9	MADISON INVESTMENTS PRIVATE LIMITED	73193	1.25		0.00			0.00		0.00	
10	UPL LIMITED	41150	0.70		0.00	0.00		0.00		0.00	
11	KANTISEN CHATURBHUI SHROFF	40690	0.69		0.00	0.00		0.00		0.00	
12	HYDERABAD CHEMICAL PRODUCTS LIMITED	40150	0.68		0.00			0.00		0.00	
13	CHETNA P SARAIYA	38966	0.66		0.00	0.00		0.00		0.00	
14	DIPESH KANTISEN SHROFF	37662	0.64		0.00	0.00		0.00		0.00	
15	SHALIL SHASHIKUMAR SHROFF	30867	0.53		0.00	0.00		0.00		0.00	
16	DIPKANTI INVESTMENTS AND FINANCING PVT. LTD.	23400	0.40		0.00			0.00		0.00	
17	PRITAMI INVESTMENTS PVT. LTD.	27004	0.46		0.00	0.00		0.00		0.00	
18	SHAILA SHASHIKUMAR SHROFF	22800	0.39		0.00	0.00		0.00		0.00	
19	ANSHUL AMRISH BHATIA	21659	0.37		0.00	0.00		0.00		0.00	
20	DILIPSINH G BHATIA	7830	0.13		0.00	0.00		0.00		0.00	
21	HRISHIT ASHWIN SHROFF	7086	0.12		0.00	0.00		0.00		0.00	
22	RAVI ASHWIN SHROFF	7086	0.12		0.00	0.00		0.00		0.00	
23	CHAITANYA DIPESH SHROFF	6746	0.11		0.00	0.00		0.00		0.00	
24	HIRAL TUSHAR DAYAL	6600	0.11		0.00	0.00		0.00		0.00	
25	CHINMAYI DIPESH SHROFF	6278	0.11		0.00	0.00		0.00		0.00	
26	KANTISEN CHATURBHAI SHROFF- HUF	6050	0.10		0.00	0.00		0.00		0.00	
27	USHA ASHWIN SHROFF	5532	0.09		0.00	0.00		0.00		0.00	
28	KIRIT VIDYASAGAR DAVE	4035	0.07		0.00	0.00		0.00		0.00	
29	TUSHAR CHARANDAS DAYAL	5005	0.09		0.00	0.00		0.00		0.00	
30	ASHWIN CHAMPRAJ SHROFF	2529	0.04		0.00	0.00		0.00		0.00	
31	PRAFUL MANILAL SARAIYA	1429	0.02		0.00	0.00		0.00		0.00	
32	VIBRANT GREENTECH INDIA PRIVATE LIMITED	1663	0.03		0.00			0.00		0.00	
33	SANDRA RAJU SHROFF	910	0.02		0.00	0.00		0.00		0.00	
34	PRAKHYATI INVESTMENTS AND FINANCE PVT LTD	100	0.00		0.00			0.00		0.00	
35	KAMALJYOT INVESTMENTS LIMITED	6940	0.12		0.00	0.00		0.00		0.00	
36	UTKARSH GLOBAL HOLDINGS PRIVATE LIMITED	3175	0.05		0.00			0.00		0.00	
37	ATUL GOVINDJI SHROFF	29882	0.51		0.00	0.00		0.00		0.00	
38	ATUL GOVINDJI SHROFF	8235	0.14		0.00	0.00		0.00		0.00	
39	ASHWIN CHAMPRAJ SHROFF	1390	0.02		0.00	0.00		0.00		0.00	
40	DILIP G BHATIA	2970	0.05		0.00	0.00		0.00		0.00	
41	DIPKANTI INVESTMENTS AND FINANCING PVT. LTD.	7101	0.12		0.00	0.00		0.00		0.00	
<b>TOTAL</b>		<b>2805849</b>	<b>47.78</b>	<b>0</b>	<b>0</b>	<b>0</b>	<b>0</b>	<b>0</b>	<b>0</b>	<b>0</b>	<b>0</b>

(\*) The term "encumbrance" has the same meaning as assigned to it in regulation 28(3) of the SAST Regulations, 2011




**(I)(c)(i) Statement showing holding of securities (including shares, warrants, convertible securities) of persons belonging to the category "Public" and holding more than 1% of the total number of shares**

Sr. No.	Name of the shareholder	Number of shares held	Shares as a percentage of total number of shares {i.e., Grand Total (A)+(B)+(C) indicated in Statement at para (I)(a) above}	Details of warrants		Details of convertible securities		Total shares (including underlying shares assuming full conversion of warrants and convertible securities) as a % of diluted share capital
				Number of warrants held	As a % total number of warrants of the same class	Number of convertible securities held	% w.r.t total number of convertible securities of the same class	
1	ORANGE MAURITIUS INVESTMENTS LIMITED	260000	4.43					
2	PATEL LAXMIKANT C	244721	4.17					
3	FINQUEST SECURITIES PVT. LTD.	218818	3.73		0		0	
4	LIFE INSURANCE CORPORATION OF INDIA	216132	3.68		0		0	
5	BHARAT JAYANTILAL PATEL	192828	3.28		0		0	
6	HRIDAYNATH CONSULTANCY PRIVATE LIMITED	175177	2.98		0		0	
7	RUCHIT BHARAT PATEL	121753	2.07		0		0	
8	MEENAL RAJESH KAPADIA	58772	1.00					
<b>TOTAL</b>		<b>1488201</b>	<b>25.34</b>	<b>0</b>	<b>0</b>	<b>0</b>	<b>0</b>	<b>0</b>




**(I)(c)(ii) Statement showing holding of securities (including shares, warrants, convertible securities) of persons (together with PAC) belonging to the category "Public" and holding more than 5% of the total number of shares of the company**

Sr. No.	Name(s) of the shareholder(s) and the Persons Acting in Concert (PAC) with them	Number of shares	Shares as a percentage of total number of shares {i.e., Grand Total (A)+(B)+(C) indicated in Statement at para (I)(a) above}	Details of warrants		Details of convertible securities		Total shares (including underlying shares assuming full conversion of warrants and convertible securities) as a % of diluted share capital
				Number of warrants	As a % total number of warrants of the same class	Number of convertible securities held	% w.r.t total number of convertible securities of the same class	
1			0.00		0		0	
2			0.00					
3			0.00					
4			0.00					
5			0.00					
6			0.00					
7			0.00					
8			0.00					
9			0.00					
10			0.00					
<b>TOTAL</b>		<b>0</b>	<b>0.00</b>	<b>0</b>	<b>0</b>	<b>0</b>	<b>0</b>	<b>0</b>




(I)(d) Statement showing details of locked-in shares

Sr. No.	Name of the shareholder	Number of locked-in shares	Locked-in shares as a percentage of total number of shares {i.e., Grand Total (A)+(B)+(C) indicated in Statement at para (I)(a) above}
1			0.00
2			0.00
3			0.00
4			0.00
5			0.00
6			0.00
7			0.00
8			0.00
9			0.00
<b>TOTAL</b>		<b>0</b>	<b>0.00</b>



(II)(a) Statement showing details of Depository Receipts (DRs)

Sr. No.	Type of outstanding DR (ADRs, GDRs, SDRs, etc.)	Number of outstanding DRs	Number of shares underlying outstanding DRs	Shares underlying outstanding DRs as a percentage of total number of shares {i.e., Grand Total (A)+(B)+(C) indicated in Statement at para (I)(a) above}
1				0.00
2				0.00
3				0.00
4				0.00
5				0.00
6				0.00
7				0.00
8				0.00
9				0.00
<b>TOTAL</b>		<b>0</b>	<b>0</b>	<b>0.00</b>





(II)(b). Statement showing holding of Depository Receipts (DRs), where underlying shares held by "promoter/promoter group" are in excess of 1% of the total number of shares

Sr. No.	Name of the DR Holder	Type of outstanding DR (ADRs, GDRs, SDRs, etc.)	Number of shares underlying outstanding DRs	Shares underlying outstanding DRs as a percentage of total number of shares (i.e., Grand Total (A)+(B)+(C) indicated in Statement at para (I)(a) above)
1				0.00
2				0.00
3				0.00
4				0.00
5				0.00
6				0.00
7				0.00
8				0.00
9				0.00
<b>TOTAL</b>			<b>0</b>	<b>0.00</b>

