



SCRIP CODE :

INTRODUCTORY SUB-TABLE (I) (A)
 SCRIP NAME : SATIA INDUSTRIES LIMITED SCRIP TYPE :- EQUITY
 QUARTER ENDED 31/03/2015

PARTLY PAID-UP SHARES:-	NUMBER OF PARTLY PAID-UP SHARES	AS A % OF TOTAL NO. OF PARTLY PAID-UP SHARES	AS A % OF TOTAL NO. OF SHARES OF THE COMPANY
HELD BY PROMOTER/PROMOTER GROUP	0	0.0000	0.0000
HELD BY PUBLIC	0	0.0000	0.0000
TOTAL- D	0	0.0000	0.0000
OUTSTANDING CONVERTIBLE SECURITIES:-	NO. OF OUTSTANDING SECURITIES	AS A % OF TOTAL NUMBER OF OUTSTANDING CONVERTIBLE SECURITIES	AS A % OF TOTAL NO. OF SHARES OF THE COMPANY, ASSUMING FULL CONVERSION OF THE CONVERTIBLE SECURITEIS
HELD BY PROMOTER/PROMOTER GROUP	0	0.0000	0.0000
HELD BY PUBLIC	0	0.0000	0.0000
TOTAL- E	0	0.0000	0.0000
WARRANTS:-	NUMBER OF WARRANTS	AS A % OF TOTAL NUMBER OF WARRANTS	AS A % OF TOTAL NO. OF SHARES OF THE COMPANY, ASSUMING FULL CONVERSION OF WARRANTS
HELD BY PROMOTER/PROMOTER GROUP	0	0.0000	0.0000
HELD BY PUBLIC	0	0.0000	0.0000
TOTAL- F	0	0.0000	0.0000
TOTAL PAID-UP CAPITAL OF THE COMPANY, ASSUMING FULL CONVERSION			




OF WARRANTS AND CONVERTIBLE SECURITIES (GRAND TOTAL (A+B+C)+D+E+F)	10000000	N.A.	100.000
--	----------	------	---------




ANNEXURE II
 SCRIP CODE : SCRIP NAME : SATIA INDUSTRIES LIMITED SCRIP TYPE :- EQUITY
 (I) (A) STATEMENT SHOWING SHAREHOLDING PATTERN AS ON 31/03/2015

CATEGORY CODE	CATEGORY OF SHAREHOLDERS	NUMBER OF SHAREHOLDERS	TOTAL NUMBER OF SHARES	NUMBER OF SHARES HELD IN DEMATERIALIZED FORM	TOTAL SHAREHOLDING AS A PERCENTAGE OF TOTAL NUMBER OF SHARES		SHARES PLEDGED OR OTHERWISE ENCUMBERED	
					AS A PERCENTAGE OF (A+B)	AS A PERCENTAGE OF (A+B+C)	NUMBER OF SHARES	AS A PERCENTAGE
(A)	SHAREHOLDING OF PROMOTER AND PROMOTER GROUP							
(1)	INDIAN							
(A)	INDIVIDUALS/ HINDU UNDIVIDED FAMILY	11	4088156	0	40.88	40.88	902200	22.07
(B)	CENTRAL GOVERNMENT/STATE GOVERNMENT(S)	0	0	0	0.00	0.00	0	0.00
(C)	BODIES CORPORATE	0	0	0	0.00	0.00	0	0.00
(D)	FINANCIAL INSTITUTIONS/ BANKS	0	0	0	0.00	0.00	0	0.00
(E)	ANY OTHER							
	DIRECTORS & THEIR RELATIVES	0	0	0	0.00	0.00	0	0.00
	SOCIETIES	0	0	0	0.00	0.00	0	0.00
	PARTNERSHIP FIRMS	0	0	0	0.00	0.00	0	0.00
	RBI	0	0	0	0.00	0.00	0	0.00
	EMP. WELFARE FUND	0	0	0	0.00	0.00	0	0.00
	ESOP/ESOS	0	0	0	0.00	0.00	0	0.00
	TRUSTS	0	0	0	0.00	0.00	0	0.00
	SUB-TOTAL (A) (1)	11	4088156	0	40.88	40.88	902200	22.07
(2)	FOREIGN							
(A)	INDIVIDUALS (NON -RESIDENT	0	0	0	0.00	0.00	0	0.00



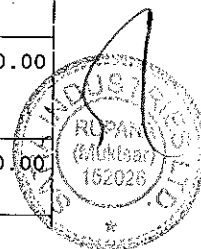
	INDIVIDUALS/ FOREIGN INDIVIDUALS)							
(B)	BODIES CORPORATE	0	0	0	0.00	0.00	0	0.00
(C)	INSTITUTIONS	0	0	0	0.00	0.00	0	0.00
(D)	QUALIFIED FOREIGN INVESTOR	0	0	0	0.00	0.00	0	0.00



SCRIP CODE :

SCRIP NAME : SATIA INDUSTRIES LIMITED SCRIP TYPE :- EQUITY

(E)	ANY OTHER DIRECTORS & THEIR RELATIVES SOCIETIES PARTNERSHIP FIRMS EMP. WELFARE FUND TRUST ESOP/ESOS	0 0 0 0 0 0	0 0 0 0 0 0	0 0 0 0 0 0	0.00 0.00 0.00 0.00 0.00 0.00	0.00 0.00 0.00 0.00 0.00 0.00	0 0 0 0 0 0	0.00 0.00 0.00 0.00 0.00 0.00
	SUB-TOTAL (A) (2)	0	0	0	0.00	0.00	0	0.00
	TOTAL SHAREHOLDING OF PROMOTER AND PROMOTER GROUP (A) = (A) (1) + (A) (2)	11	4088156	0	40.88	40.88	902200	22.07
(B)	PUBLIC SHAREHOLDINGS							
(1)	INSTITUTIONS							
(A)	MUTUAL FUNDS/UTI	0	0	0	0.00	0.00	0	0.00
(B)	FINANCIAL INSTITUTIONS/ BANKS	0	0	0	0.00	0.00	0	0.00
(C)	CENTRAL GOVERNMENT/ STATE GOVERNMENT (S)	0	0	0	0.00	0.00	0	0.00
(D)	VENTURE CAPITAL FUNDS	0	0	0	0.00	0.00	0	0.00
(E)	INSURANCE COMPANIES	0	0	0	0.00	0.00	0	0.00
(F)	FOREIGN INSTITUTIONAL INVESTORS	0	0	0	0.00	0.00	0	0.00
(G)	FOREIGN VENTURE CAPITAL INVESTORS	0	0	0	0.00	0.00	0	0.00



(H)	QUALIFIED FOREIGN INVESTOR	0	0	0	0.00	0.00	0	0.00
(I)	ANY OTHER							
	FOREIGN FIN INST	0	0	0	0.00	0.00	0	0.00
	FOREIGN MUT. FUND	0	0	0	0.00	0.00	0	0.00
	F.F.I/BANKS	0	0	0	0.00	0.00	0	0.00
	STRESSED ASSET	0	0	0	0.00	0.00	0	0.00
	STABILISATION FUND							
	STATE FIN. CORP.	0	0	0	0.00	0.00	0	0.00
	SUB-TOTAL (B) (1)	0	0	0	0.00	0.00	0	0.00




SCRIP CODE :

SCRIP NAME : SATIA INDUSTRIES LIMITED SCRIP TYPE :- EQUITY

(2)	NON-INSTITUTIONS								
(A)	BODIES CORPORATE	16	3364535	248000	33.65	33.65	0	0.00	
(B)	INDIVIDUALS								
	I. INDIVIDUAL SHAREHOLDERS HOLDING NOMINAL SHARE CAPITAL UPTO RS. 1 LAKH	478	99775	6500	1.00	1.00	0	0.00	
	II. INDIVIDUAL SHAREHOLDERS HOLDING NOMINAL SHARE CAPITAL IN EXCESS OF RS. 1 LAKH	17	2447534	19400	24.48	24.48	0	0.00	
(C)	QUALIFIED FOREIGN INVESTOR	0	0	0	0.00	0.00	0	0.00	
(D)	ANY OTHER								
	TRUSTS	0	0	0	0.00	0.00	0	0.00	
	DIRECTORS & THEIR RELATIVES	0	0	0	0.00	0.00	0	0.00	
	MARKET MAKER	0	0	0	0.00	0.00	0	0.00	
	NRI	0	0	0	0.00	0.00	0	0.00	
	CLEARING MEMBERS	0	0	0	0.00	0.00	0	0.00	
	HUF	0	0	0	0.00	0.00	0	0.00	
	NRIS/OCBS	0	0	0	0.00	0.00	0	0.00	
	ESOP/ESOS/ESPS	0	0	0	0.00	0.00	0	0.00	
	SUB-TOTAL (B) (2)	511	5911844	273900	59.12	59.12	0	0.00	
	TOTAL PUBLIC SHAREHOLDING (B) = (B) (1) + (B) (2)	511	5911844	273900	59.12	59.12	0	0.00	
	TOTAL (A) + (B)	522	10000000	273900	100.00	100.00	902200	9.02	
(C)	SHARES HELD BY CUSTODIANS AND AGAINST WHICH DEPOSITORY RECEIPTS HAVE BEEN ISSUED								




1	PROMOTER AND PROMOTER GROUP	0	0	0	0.00	0.00	0	0.00
2	PUBLIC	0	0	0	N. A.	0.00	0	0.00
	GRAND TOTAL (A) + (B) + (C)	522	10000000	273900	N. A.	100.00	902200	9.02



8	DHROV SATIA	543169	5.43	0	0.00	0.00			
9	ANIL SATIA	567719	5.68	0	0.00	0.00			
10	BINDU SATIA	751094	7.51	0	0.00	0.00			
11	AJAY SATIA	1475861	14.76	902200	61.13	9.02			
TOTAL		4088156	40.88	902200	22.07	9.02			

(I) (C) (I) STATEMENT SHOWING HOLDING OF SECURITIES (INCLUDING SHARES, WARRANTS, CONVERTIBLE SECURITIES) OF PERSONS BELONGING TO THE CATEGORY "PUBLIC" AND HOLDING MORE THAN 1% OF THE TOTAL NUMBER OF SHARES"

SRL. NO.	NAME OF THE SHAREHOLDER	NUMBER OF SHARES HELD	SHARES AS A PERCENTAGE OF TOTAL NUMBER OF SHARES [I.E, GRAND TOTAL (A)+(B) + (C) INDICATED IN STATEMENT AT PARA (I) (A) ABOVE]	DETAILS OF WARRANTS		DETAILS OF CONVERTIBLE SECURITIES		TOTAL SHARES (INCLUDING UNDERLYING SHARES ASSUMING FULL CONVERSION OF WARRANTS AND CONVERTIBLE SECURITIES) AS % OF DILUTED SHARE CAPITAL
				NUMBER OF WARRANTS HELD	AS A % OF TOTAL NO OF WARRANTS OF THE SAME CLASS	NUMBER OF CONVERTIBLE SECURITIES HELD	% W.R.T. TOTAL NUMBER OF CONVERTIBLE SECURITIES OF THE SAME CLASS	
1	MUKTSAR FINCAP PVT LTD	1572800	15.73					
2	S.D.S COTTON (P) LTD	1518285	15.18					
3	MASTER ANKIT SATIA	793344	7.93					
4	SHAKTI SINGH	387071	3.87					
5	MASTER AKHIL SATIA	332844	3.33					
6	WHITE GOLD TRANSPORT PRIVATE LIMITED -AAACW5324Q	247000	2.47					
7	SABHYATA	130000	1.30					
8	BHAI APMINDER SINGH	112750	1.13					
9	GURCHARAN KAUR	110000	1.10					
10	JASMINDER KAUR	106875	1.07					
11	JASKARAN SINGH	106250	1.06					
TOTAL		5417219	54.17					



SCRIP CODE : SCRIP NAME : SATIA INDUSTRIES LIMITED SCRIP TYPE :- EQUITY
 (I) (C) (II) STATEMENT SHOWING HOLDING OF SECURITIES (INCLUDING SHARES, WARRANTS, CONVERTIBLE SECURITIES) OF PERSONS) (TOGETHER WITH PAC) BELONGING TO THE CATEGORY "PUBLIC" AND HOLDING MORE THAN 5% OF THE TOTAL NUMBER OF SHARES OF THE COMPANY

SRL. NO.	NAME OF THE SHAREHOLDER	NUMBER OF SHARES HELD	SHARES AS A PERCENTAGE OF TOTAL NUMBER OF SHARES (I.E, GRAND TOTAL (A)+(B) + (C) INDICATED IN STATEMENT AT PARA (I) (A) ABOVE)	DETAILS OF WARRANTS		DETAILS OF CONVERTIBLE SECURITIES		TOTAL SHARES (INCLUDING UNDERLYING SHARES ASSUMING FULL CONVERSION OF WARRANTS AND CONVERTIBLE SECURITIES) AS % OF DILUTED SHARE CAPITAL
				NUMBER OF WARRANTS HELD	AS A % OF TOTAL NO OF WARRANTS OF THE SAME CLASS	NUMBER OF CONVERTIBLE SECURITIES HELD	% W.R.T. TOTAL NUMBER OF CONVERTIBLE SECURITIES OF THE SAME CLASS	
1	MUKTSAR FINCAP PVT LTD	1572800	15.73					
2	S.D.S COTTON (P) LTD	1518285	15.18					
3	MASTER ANKIT SATIA	793344	7.93					
	TOTAL	3884429	38.84					

(I) (D) STATEMENT SHOWING DETAILS OF LOCKED-IN SHARES

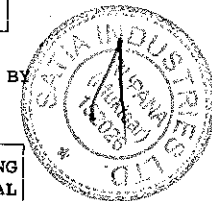
SRL. NO.	NAME OF THE SHAREHOLDER	NUMBER OF LOCKED-IN SHARES	LOCKED-IN SHARES AS A % OF TOTAL NUMBER OF SHARES (I.E, GRAND TOTAL (A)+(B) + (C) INDICATED IN STATEMENT AT PARA (I) (A) ABOVE)	PROMOTER/PROMOTER GROUP /PUBLIC
	NOT APPLICABLE	N.A.	N.A.	

(II) (A) STATEMENT SHOWING DETAILS OF DEPOSITORY RECEIPTS (DRS)

SRL. NO.	TYPE OF OUTSTANDING DR (ADRS, GDRS, SDRS, ETC.)	NUMBER OF OUTSTANDING DRS	NUMBER OF SHARES UNDERLYING OUTSTANDING DRS	SHARES UNDERLYING OUTSTANDING DRS AS A PERCENTAGE OF TOTAL NUMBER OF SHARES (I.E., GRAND TOTAL (A)+(B)+(C) INDICATED IN STATEMENT AT PARA (I) (A) ABOVE)
	NOT APPLICABLE	N.A.	N.A.	N.A.
	TOTAL			

(II) (B) STATEMENT SHOWING DETAILS OF DEPOSITORY RECEIPTS (DRS), WHERE UNDERLYING SHARES HELD BY 'PROMOTER/PROMOTER GROUP' ARE IN EXCESS OF 1% OF THE TOTAL NUMBER OF SHARES

SRL. NO.	NAME OF THE DR HOLDER	TYPE OF OUTSTANDING DR (ADRS,	NUMBER OF SHARES UNDERLYING	SHARES UNDERLYING OUTSTANDING DRS AS A PERCENTAGE OF TOTAL NUMBER OF SHARES (I.E, GRAND



	DR (ADRS, GDRS, SDRS, ETC.)	OUTSTANDING DRS	TOTAL (A)+(B)+(C) INDICATED IN STATEMENT AT PARA (I) (A) ABOVE}
NOT APPLICABLE	N.A.	N.A.	N.A.
TOTAL			

