




CATEGORY CODE	CATEGORY OF SHAREHOLDER (II)	NO OF SHAREHOLDERS (III)	TOTAL NUMBER OF SHARES (IV)	NO OF SHARES HELD IN DEMATERIALIZED FORM (V)	TOTAL SHAREHOLDING AS A % OF TOTAL NO OF SHARES		SHARES PLEDGE OR OTHERWISE ENCUMBERED		
					AS a PERCENTAGE of (A+B) (VI)	As a PERCENTAGE of (A+B+C) (VII)	NUMBER OF SHARES (VIII)	AS a PERCENTAGE (IX)=[VIII]/(IV)*100	
(A)	PROMOTER AND PROMOTER GROUP								
(1)	INDIAN								
(a)	Individual /HUF	0	0	0	0.00	0.00	0	0.00	0.00
(b)	Central Government/State Government(s)	0	0	0	0.00	0.00	0	0.00	0.00
(c)	Bodies Corporate	1	25550000	25550000	22.93	22.93	0	0.00	0.00
(d)	Financial Institutions / Banks	0	0	0	0.00	0.00	0	0.00	0.00
(e)	Others	0	0	0	0.00	0.00	0	0.00	0.00
	Sub-Total A(1) :	1	25550000	25550000	22.93	22.93	0	0.00	0.00
(2)	FOREIGN								
(a)	Individuals (NRIs/Foreign Individuals)	0	0	0	0.00	0.00	0	0.00	0.00
(b)	Bodies Corporate	1	58002787	58002787	52.07	52.07	0	0.00	0.00
(c)	Institutions	0	0	0	0.00	0.00	0	0.00	0.00
(d)	Qualified Foreign Investor	0	0	0	0.00	0.00	0	0.00	0.00
(e)	Others	0	0	0	0.00	0.00	0	0.00	0.00
	Sub-Total A(2) :	1	58002787	58002787	52.07	52.07	0	0.00	0.00
	Total A=A(1)+A(2)	2	83552787	83552787	75.00	75.00	0	0.00	0.00
(B)	PUBLIC SHAREHOLDING								
(1)	INSTITUTIONS								
(a)	Mutual Funds /UTI	1	300	300	0.00	0.00	0	0.00	0.00
(b)	Financial Institutions /Banks	3	403882	403882	0.36	0.36	0	0.00	0.00
(c)	Central Government / State Government(s)	0	0	0	0.00	0.00	0	0.00	0.00
(d)	Venture Capital Funds	0	0	0	0.00	0.00	0	0.00	0.00
(e)	Insurance Companies	0	0	0	0.00	0.00	0	0.00	0.00
(f)	Foreign Institutional Investors	1	1117	1117	0.00	0.00	0	0.00	0.00
(g)	Foreign Venture Capital Investors	0	0	0	0.00	0.00	0	0.00	0.00
(h)	Qualified Foreign Investor	0	0	0	0.00	0.00	0	0.00	0.00
(i)	Others	0	0	0	0.00	0.00	0	0.00	0.00
	Sub-Total B(1) :	5	405299	405299	0.36	0.36	0	0.00	0.00
(2)	NON-INSTITUTIONS								
(a)	Bodies Corporate	464	1244518	1233581	1.12	1.12	0	0.00	0.00
(b)	Individuals								
	(i) Individuals holding nominal share capital upto Rs.1 lakh	17082	3994960	3902620	3.59	3.59	0	0.00	0.00
	(ii) Individuals holding nominal share capital in excess of Rs.1 lakh	53	1343381	1343381	1.21	1.21	0	0.00	0.00
(c)	Others								
	FOREIGN NATIONALS	1	12437	12437	0.01	0.01	0	0.00	0.00
	FOREIGN BODIES	1	3008287	3008287	2.70	2.70	0	0.00	0.00
	FOREIGN BODIES CORPORATES	1	13167551	13167551	11.82	11.82	0	0.00	0.00
	CLEARING MEMBERS	25	12752	12752	0.01	0.01	0	0.00	0.00
	NON RESIDENT INDIANS	104	461196	455669	0.41	0.41	0	0.00	0.00
	OVERSEAS CORPORATE BODIES	1	300	300	0.00	0.00	0	0.00	0.00
	TRUSTS	3	4200248	201	3.77	3.77	0	0.00	0.00
(d)	Qualified Foreign Investor	0	0	0	0.00	0.00	0	0.00	0.00
	Sub-Total B(2) :	17735	27445630	23136779	24.64	24.64	0	0.00	0.00



CATEGORY CODE (I)	CATEGORY OF SHAREHOLDER (II)	NO OF SHAREHOLDERS (III)	TOTAL NUMBER OF SHARES (IV)	NO OF SHARES HELD IN DEMATERIALIZED FORM (V)	TOTAL SHAREHOLDING AS A % OF TOTAL NO OF SHARES		SHARES PLEDGE OR OTHERWISE ENCUMBERED	
					AS a PERCENTAGE of (A+B) (VI)	As a PERCENTAGE of (A+B+C) (VII)	NUMBER OF SHARES (VIII)	AS a PERCENTAGE (IX)=[VIII]/(IV)*100
	Total B=B(1)+B(2) :	17740	27850929	23542078	25.00	25.00		
	Total (A+B) :	17742	111403716	107094865	100.00	100.00		
(C)	Shares held by custodians, against which Depository Receipts have been issued							
(1)	Promoter and Promoter Group							
(2)	Public	0	0	0	0.00	0.00		
	GRAND TOTAL (A+B+C) :	17742	111403716	107094865	100.00	100.00	0	0.00



(1)(b) Statement showing holding of securities (including shares, warrants, convertible securities) of persons belonging to the category "Promoter and Promoter Group"														
Sr.No	Name of the Shareholder	Details of Shares held			Encumbered shares (%)			Details of Warrants			Details of convertible securities			Total Shares (including underlying shares assuming full conversion of warrants and convertible securities) as a % of diluted share capital
		No. of Shares held (iii)	As a % of grand total (A)+(B)+(C) (iv)	Pledge Shares (v)	AS a percentage [(vi)-(iv)/(iii)*100 (vii)]	AS a % of grand total (A) + (B) + (C) of sub-clause (f)(a) (viii)	Number of warrants held (viii)	As a % total number of warrants of the same class (ix)	Number of convertible securities held (x)	As a % total number of convertible securities of the same class (xi)	Number of convertible securities of the same class (xi)	As a % total number of convertible securities of the same class (xii)		
(i)	(ii)	(iii)	(iv)	(v)	(vi)	(vii)	(viii)	(ix)	(x)	(xi)	(xii)	(xiii)		
1	XCHANGING (MAURITIUS) LIMITED	58002787	52.07		0.00	0.00	0	0.00	0	0.00	0	0.00	52.07	
2	XCHANGING TECHNOLOGY SERVICES INDIA PVT LTD.	25550000	22.93		0.00	0.00	0	0.00	0	0.00	0	0.00	22.93	
	TOTAL :	83552787	75.00		0.00	0.00	0	0.00	0	0.00	0	0.00	75.00	




(f)(c)(i) Statement showing holding of securities (including shares, warrants, convertible securities) of persons belonging to the category "Public" and holding more than 1% of the total number of shares

Sr.No.	Name of the shareholder	Number of shares held	Details of warrants		Details of convertible securities		Total shares (including underlying shares assuming full conversion of warrants and convertible securities) as a % of diluted share capital
			Shares as a percentage of total number of shares (i.e., Grant total shares (A)+(B)+(C) indicated in Statement at para (i)(a) above)	Number of warrants held	As a % total number of warrants of the same class	Number of convertible securities held	
1.	SCANDENT HOLDINGS MAURITIUS LIMITED	13167551	11.82	0	0.00	0	11.82
2.	AON MINET PENSION SCHEME	4700047	3.77	0	0.00	0	3.77
3.	KATRA FINANCE LIMITED	3008287	2.70	0	0.00	0	2.70
TOTAL :		20375885	18.29	0	0.00	0	18.29



(D)(c)(ii) Statement showing holding of securities (including shares, warrants, convertible securities) of persons (together with PAC) belonging to the category "Public" and holding more than 5% of the total number of shares of the company

Sr.No.	Name(s) of the shareholder(s) and the Persons Acting in Concert (PAC) with them	Number of shares held	Shares as a percentage of total number of shares (i.e., Grant total (A)+(B)+(C) indicated in Statement at para [(a) above]	Details of warrants		Details of convertible securities		Total shares (including underlying shares assuming full conversion of warrants and convertible securities) as a % of diluted share capital
				Number of warrants held	As a % total number of warrants of the same class	Number of convertible securities held	% w.r.t total number of convertible securities of the same class	
1	SCANDENT HOLDINGS MAURITIUS LIMITED	13167551	11.82	0	0.00	0	0.00	11.82
	TOTAL :	13167551	11.82	0	0.00	0	0.00	11.82



STATEMENT SHOWING DETAILS OF LOCKED-IN SHARES"			
(i)(d)			
Sr.No.	Name of the shareholder	Number of locked-in shares	Locked-in shares as a (%) percentage of total number of shares {i.e, Grand Total (A)+(B)+(C) Indicated in Statement at para (i)(a) above}
			Promoter/Promoter Group/Public
TOTAL :		0	0



STATEMENT SHOWING DETAILS OF DEPOSITORY RECEIPTS (DRS)			
(II)(a)			
Sr.No.	Type of outstanding DR (ADRs, GDRs, SDRs, etc.)	Number of outstanding DRS	Number of shares underlying outstanding DRS
		0	0
TOTAL :		0	0
			Shares underlying outstanding DRS as a percentage of total number of shares {i.e., Grand Total (A)+(B)+(C) indicated in Statement at Para(I)(a) above}



(II)(b)	Statement showing Holding of Depository Receipts (DRs), where underlying shares held by "Promoter/Promoter group" are in excess of 1% of the total number shares.			
Sr.No.	Name of the DR Holder	Type of outstanding DR (ADRs,GDRs,SDRs, etc.)	Number of shares underlying outstanding DRs	Shares underlying outstanding DRs as a percentage of total number of shares {i.e., Grand Total (A)+(B)+(C) indicated in Statement at para(I)(a) above}
			0	0
	TOTAL :		0	0

