

Introductory sub-table (I)(a)

CLAUSE 35			
Introductory sub-table (I)(a)			
NAME OF THE COMPANY : INDIAN OVERSEAS BANK			
SCRIP CODE : 532388 NAME OF THE SCRIP : CLASS OF SECURITY : EQUITY			
QUARTER ENDED :			
SHAREHOLDING PATTERN AS ON : 30-Jun-2015			
	No. of partly paid-up shares	As a % of total no. of partly paid-up shares	As a % of total no. of shares of the company
Partly paid-up shares:-			
Held by promoter/promoter group	0	0	0
Held by public	0	0	0
Total - D	0	0	0
Outstanding convertible securities:-			
	No. of outstanding securities	As a % of total no. of outstanding convertible securities	As a % of total no. of shares of the company, assuming full conversion of the convertible securities
Held by promoter/promoter group	0	0	0
Held by public	0	0	0
Total - E	0	0	0
Warrants:-			
	No. of warrants	As a % of total no. of warrants	As a % of total no. of shares of the company, assuming full conversion of warrants
Held by promoter/promoter group	0	0	0
Held by public	0	0	0
Total - F	0	0	0
Total paid-up capital of the company, assuming full conversion of warrants and convertible securities	0	0	0



TABLE 1)(a)

Statement Showing Shareholding Pattern – 30-06-2015									
Category code	Category of Shareholder	Number of Shareholders	Total number of shares	Number of shares held in dematerialized form	Total shareholding as a percentage of total number of shares		Number of shares (VIII)	Shares Pledged or otherwise encumbered	As a percentage (IX)= (VIII)/(IV)*100
					ASA % OF (A+B) (VI)	ASA % OF (A+B+C) (VII)			
(I)	(II)	(III)	(IV)	(V)	(VI)	(VII)	(VIII)	(IX)	(X)
A.	SHAREHOLDING OF PROMOTER AND PROMOTER GROUP								
1.	INDIAN								
a.	INDIVIDUALS/HINDU UNDIVIDED FAMILY	0	0	0	0.0000	0.0000	0	0.0000	
b.	CENTRAL GOVERNMENT/ STATE GOVERNMENT(S)	1	911710848	911710848	73.8019	73.8019	0	0.0000	
c.	BODIES CORPORATE	0	0	0	0.0000	0.0000	0	0.0000	
d.	FINANCIAL INSTITUTIONS/ BANKS	0	0	0	0.0000	0.0000	0	0.0000	
e.	ANY OTHER								
	SUB - TOTAL (A)(1)	1	911710848	911710848	73.8019	73.8019	0	0.0000	
2.	FOREIGN								
a.	INDIVIDUALS (NON-RESIDENT INDIVIDUALS/ FOREIGN INDIVIDUALS)	0	0	0	0.0000	0.0000	0	0.0000	
b.	BODIES CORPORATE	0	0	0	0.0000	0.0000	0	0.0000	
c.	INSTITUTIONS	0	0	0	0.0000	0.0000	0	0.0000	
d.	QUALIFIED FOREIGN INVESTOR	0	0	0	0.0000	0.0000	0	0.0000	
e.	ANY OTHER								
	SUB - TOTAL (A)(2)	0	0	0	0.0000	0.0000	0	0.0000	
	TOTAL SHARE HOLDING OF PROMOTER AND PROMOTER GROUP (A) = (A)(1)+(A)(2)	1	911710848	911710848	73.8019	73.8019	0	0.0000	
B.	PUBLIC SHAREHOLDING INSTITUTIONS								




TABLE (I)(a)

a.	MUTUAL FUNDS/UTI	6	4447085	4447085	0.3599	0.3599	NA	NA
b.	FINANCIAL INSTITUTIONS/ BANKS	36	177102909	177102909	14.3362	14.3362	NA	NA
c.	CENTRAL GOVERNMENT/ STATE GOVERNMENT(S)	0	0	0	0.0000	0.0000	NA	NA
d.	VENTURE CAPITAL FUNDS	0	0	0	0.0000	0.0000	NA	NA
e.	INSURANCE COMPANIES	4	4681678	4681678	0.3789	0.3789	NA	NA
f.	FOREIGN INSTITUTIONAL INVESTORS	50	17013728	17013728	1.3772	1.3772	NA	NA
g.	FOREIGN VENTURE CAPITAL INVESTORS	0	0	0	0.0000	0.0000	NA	NA
h.	QUALIFIED FOREIGN INVESTOR	0	0	0	0.0000	0.0000	NA	NA
i.	ANY OTHER							
	Foreign Portfolio Investor (Corporate) Category II	7	787361	787361	0.0637	0.0637	NA	NA
		7	787361	787361	0.0637	0.0637	NA	NA
	SUB - TOTAL (B)(1)	103	204032761	204032761	16.5162	16.5162	NA	NA
2.	NON-INSTITUTIONS							
a.	BODIES CORPORATE	1543	10965783	10176483	0.8877	0.8876	NA	NA
b.	INDIVIDUALS -							
	I INDIVIDUAL SHAREHOLDERS HOLDING NOMINAL SHARE CAPITAL UPTO RS. 1 LAKH	242347	81763589	53974745	6.6187	6.6187	NA	NA
	II INDIVIDUAL SHAREHOLDERS HOLDING NOMINAL SHARE CAPITAL IN EXCESS OF RS. 1 LAKH	466	19190169	18736469	1.5534	1.5534	NA	NA
c.	QUALIFIED FOREIGN INVESTOR	0	0	0	0.0000	0.0000	NA	NA
d.	ANY OTHER							
	CLEARING MEMBERS	122	511419	511419	0.0414	0.0413	NA	NA
	Escrow Account	1	58100	58100	0.0047	0.0047	NA	NA
	HINDU UNDIVIDED FAMILIES	1963	1655258	1655258	0.1340	0.1339	NA	NA
	NON RESIDENT INDIANS	2591	4979987	3602987	0.4031	0.4031	NA	NA
	OVERSEAS CORPORATE BODIES	1	48000	0	0.0039	0.0038	NA	NA
	TRUSTS	17	432401	432401	0.0350	0.0350	NA	NA
		4695	7685165	6260165	0.6221	0.6221	NA	NA
	SUB - TOTAL (B)(2)	249051	119604706	89147862	9.6818	9.6818	NA	NA




TABLE 1)(a)

	249154	323637467	293180623	26.1980	26.1980	26.1980	NA	NA
TOTAL PUBLIC SHAREHOLDING (B) = (B)(1)+(B)(2)								
TOTAL (A)+(B)	249155	1235348315	1204891471	100.0000	100.0000	100.0000	NA	0.0000
SHARES HELD BY CUSTODIANS AND AGAINST WHICH DEPOSITORY RECEIPTS HAVE BEEN ISSUED								
Promoter and Promoter Group	0	0	0	0.0000	0.0000	0.0000	NA	NA
Public	0	0	0	0.0000	0.0000	0.0000	NA	NA
TOTAL CUSTODIAN (C)	0	0	0	0.0000	0.0000	0.0000	NA	NA
GRAND TOTAL (A)+(B)+(C)	249155	1235348315	1204891471			100.0000	0	0.0000




Promoters

INDIAN OVERSEAS BANK												
(1)(b) Statement showing holding of securities (including shares, warrants, convertible securities) of persons belonging to the category "Promoter and Promoter Group" - 30-Jun-2015												
Sr.No	Name of the shareholder	Details of Shares held			Encumbered shares (*)			Details of warrants		Details of convertible securities		Total shares (including underlying shares assuming full conversion of warrants and convertible securities) as a % of diluted
		No. of Shares held	As a % of grand total (A)+(B)+(C)	No. of Shares held	As a percentage (V)/(III)*100	As a % of grand total (A)+(B)+(C) of sub-clause	Number of warrants held	As a % total number of warrants of the same class	Number of convertible securities held	As a % total number of convertible securities of the same class		
(I)	(II)	(III)	(IV)	(V)	(VI)= (V)/(III)*100	(VII)	(VIII)	(IX)	(X)	(XI)	(XII)	
1	PRESIDENT OF INDIA	911710848	73.8019	0	0.0000	0.0000	0	0.0000	0	0.0000	73.8019	
	TOTAL	911710848	73.8019	0	0.0000	0.0000	0	0.0000	0	0.0000	73.8019	



INDIAN OVERSEAS BANK									
(I)(c)(i) Statement showing holding of securities (including shares, warrants, convertible securities) of persons belonging to the category "Public" and holding more than 1% of the total number of shares - 30-Jun-2015									
Sr. No	Name of the shareholder	No. of Shares held	Shares as a percentage of total number of shares (i.e., Grand Total (A)+(B)+(C) indicated in Statement at para(i)(a) above)	Details of warrants		Details of convertible securities		Total shares (including underlying shares assuming full conversion of warrants and convertible securities) as a % of diluted share capital	
				Warrants held	As a % total number of warrants of the same class	Number of convertible securities held	% w.r.t total number of convertible securities of the same class		
1	LIFE INSURANCE CORPORATION OF INDIA	140727980	11.3917	0	0.0000	0	0.0000	11.3917	
	LIC OF INDIA CHILD FORTUNE PLUS BALANCED FUND	300	0.0000	0	0.0000	0	0.0000	0.0000	
	LIC OF INDIA HEALTH PROTECTION PLUS FUND	218857	0.0177	0	0.0000	0	0.0000	0.0177	
	LIC OF INDIA HEALTH PLUS FUND	642138	0.0519	0	0.0000	0	0.0000	0.0519	
	LIC OF INDIA CHILD FORTUNE PLUS SECURED FUND	300	0.0000	0	0.0000	0	0.0000	0.0000	
	LIC OF INDIA BIMA PLUS RISK FUND	174308	0.0141	0	0.0000	0	0.0000	0.0141	
	LIC OF INDIA CHILD FORTUNE PLUS GROWTH FUND	9400	0.0007	0	0.0000	0	0.0000	0.0007	
	LIC OF INDIA PROFIT PLUS BALANCED FUND	4000	0.0003	0	0.0000	0	0.0000	0.0003	
	LIC OF INDIA PROFIT PLUS SECURED FUND	1500	0.0001	0	0.0000	0	0.0000	0.0001	
	LIC OF INDIA BIMA PLUS SECURED FUND	511142	0.0413	0	0.0000	0	0.0000	0.0413	
	LIC OF INDIA JEEVAN PLUS GROWTH FUND	3655	0.0002	0	0.0000	0	0.0000	0.0002	
	LIC OF INDIA MARKET PLUS SECURED FUND	20000	0.0016	0	0.0000	0	0.0000	0.0016	
	LIC OF INDIA MARKET PLUS BALANCED FUND	10361	0.0008	0	0.0000	0	0.0000	0.0008	
	LIC OF INDIA MARKET PLUS GROWTH FUND	9385910	0.7597	0	0.0000	0	0.0000	0.7597	
	LIC OF INDIA MONEY PLUS GROWTH FUND	3949417	0.3197	0	0.0000	0	0.0000	0.3197	
	LIC OF INDIA MONEY PLUS NON UNIT FUND	374292	0.0302	0	0.0000	0	0.0000	0.0302	
	LIC OF INDIA SAMRIDHI PLUS FUND	1050000	0.0849	0	0.0000	0	0.0000	0.0849	
	LIC OF INDIA MARKET PLUS 1 SECURED FUND	50000	0.0040	0	0.0000	0	0.0000	0.0040	
	LIC OF INDIA MARKET PLUS 1 BALANCED FUND	20000	0.0016	0	0.0000	0	0.0000	0.0016	
	LIC OF INDIA MARKET PLUS 1 GROWTH FUND	2239096	0.1812	0	0.0000	0	0.0000	0.1812	
	LIFE INSURANCE CORPORATION OF INDIA - ULIF004200910LICEND+GRW512	1208061	0.0977	0	0.0000	0	0.0000	0.0977	
2	LIFE INSURANCE CORPORATION OF INDIA P & GS FUND	15153036	1.2266	0	0.0000	0	0.0000	1.2266	
	TOTAL	175753753	14.2270	0	0.0000	0	0.0000	14.2270	



INDIAN OVERSEAS BANK									
(U)(c)(iii) Statement showing holding of securities (including shares, warrants, convertible securities) of persons (together with PAC) belonging to the category "Public" and holding more than 5% of the total number of shares of the company - 30-Jun-2015									
Sr.No	Name(s) of the shareholder(s) and the Persons acting in Concert (PAC) with them	No. of Shares held	Shares as a percentage of total shares {i.e., Grand Total (A)+(B)+(C) indicated in Statement at para(I)(a)}	Details of warrants		Details of convertible securities		Total shares (including underlying shares assuming full conversion of warrants and convertible securities) as a % of diluted share capital	
				Number of warrants held	As a % total number of warrants of the same class	Number of convertible securities held	% w.r.t total number of convertible securities of the same class		
1	LIFE INSURANCE CORPORATION OF INDIA	140727980	11.3917	0	0.0000	0	0.0000	11.3917	
	LIC OF INDIA CHILD FORTUNE PLUS BALANCED FUND	300	0.0000	0	0.0000	0	0.0000	0.0000	
	LIC OF INDIA HEALTH PROTECTION PLUS FUND	218857	0.0177	0	0.0000	0	0.0000	0.0177	
	LIC OF INDIA HEALTH PLUS FUND	642138	0.0519	0	0.0000	0	0.0000	0.0519	
	LIC OF INDIA CHILD FORTUNE PLUS SECURED FUND	300	0.0000	0	0.0000	0	0.0000	0.0000	
	LIC OF INDIA BIMA PLUS RISK FUND	174308	0.0141	0	0.0000	0	0.0000	0.0141	
	LIC OF INDIA CHILD FORTUNE PLUS GROWTH FUND	9400	0.0007	0	0.0000	0	0.0000	0.0007	
	LIC OF INDIA PROFIT PLUS BALANCED FUND	4000	0.0003	0	0.0000	0	0.0000	0.0003	
	LIC OF INDIA PROFIT PLUS SECURED FUND	1500	0.0001	0	0.0000	0	0.0000	0.0001	
	LIC OF INDIA BIMA PLUS SECURED FUND	511142	0.0413	0	0.0000	0	0.0000	0.0413	
	LIC OF INDIA JEEVAN PLUS GROWTH FUND	3655	0.0002	0	0.0000	0	0.0000	0.0002	
	LIC OF INDIA MARKET PLUS SECURED FUND	20000	0.0016	0	0.0000	0	0.0000	0.0016	
	LIC OF INDIA MARKET PLUS BALANCED FUND	10361	0.0008	0	0.0000	0	0.0000	0.0008	
	LIC OF INDIA MONEY PLUS GROWTH FUND	9385910	0.7597	0	0.0000	0	0.0000	0.7597	
	LIC OF INDIA MONEY PLUS GROWTH FUND	3949417	0.3197	0	0.0000	0	0.0000	0.3197	
	LIC OF INDIA MONEY PLUS NON UNIT FUND	374292	0.0302	0	0.0000	0	0.0000	0.0302	
	LIC OF INDIA SAMRIDHI PLUS FUND	1050000	0.0849	0	0.0000	0	0.0000	0.0849	
	LIC OF INDIA MARKET PLUS 1 SECURED FUND	50000	0.0040	0	0.0000	0	0.0000	0.0040	
	LIC OF INDIA MARKET PLUS 1 BALANCED FUND	20000	0.0016	0	0.0000	0	0.0000	0.0016	
	LIC OF INDIA MARKET PLUS 1 GROWTH FUND	2239096	0.1812	0	0.0000	0	0.0000	0.1812	
	LIFE INSURANCE CORPORATION OF INDIA P & GS FUND	15153036	1.2266	0	0.0000	0	0.0000	1.2266	
	LIFE INSURANCE CORPORATION OF INDIA - ULIF004200910LICEND+GRW512	1208061	0.0977	0	0.0000	0	0.0000	0.0977	
	TOTAL	175753753	14.2270	0	0.0000	0	0.0000	14.227	



INDIAN OVERSEAS BANK			
(I)(d) Statement Showing Details of Locked-In Shares - 30-Jun-2015			
Sr.No	Name of the shareholder	Number of Locked In Shares	Locked-In Shares As A % Of Total Number of Shares {i.e., Grand Total (A)+(B)+(C) Indicaetd in Statement at Para (I)(a) Above}
1	PRESIDENT OF INDIA	356850117	28.8865
	TOTAL	356850117	28.8865
			Promoters/Promoter Group



Depository Receipts

INDIAN OVERSEAS BANK				
(I)(a) Statement Showing Details of Depository Receipts (DRs) - 30-Jun-2015				
Sr.No	Type of Outstanding DR (ADRs, GDRs, SDRs, etc.)	Number of Outstanding DRs	Number of Shares Underlying Outstanding DRs	Shares Underlying Outstanding DRs As A % OF Total Number of Shares {i.e., Grand Total (A)+(B)+(C) Indicated in Statement at Para (I)(a) Above}
	NIL			



Voiling Pattern

INDIAN OVERSEAS BANK							
(iii)(a) Statement showing the Voting Pattern of Shareholders, if more than one class of Shares / Securities is issued by the issuer. - 30-Jun-2015							
Sr.No	Category of Share Holder	Number of Voting Rights Held in each class of Securities			Total Voting Rights (III+IV+V)	Total Voting Rights i.e.(VI)	
		CLASS X (III)	CLASS Y (IV)	CLASS Z (V)		ASA % OF (A+B) (VII)	ASA % OF (A+B+C) (VIII)
(i)	(ii)						
(A)	PROMOTER AND PROMOTER GROUP						
(1)	INDIAN						
(b)	INDIVIDUALS/HINDU UNDIVIDED FAMILY						
(c)	CENTRAL GOVERNMENT / STATE GOVERNMENT(S)						
(d)	BODIES CORPORATE						
(e)	FINANCIAL INSTITUTIONS / BANKS						
(a)	ANY OTHER (SPECIFY)						
(2)	SUB-TOTAL(A)(1)						
	FOREIGN						
(a)	INDIVIDUALS (NON-RESIDENT INDIVIDUALS / FOREIGN INDIVIDUALS)						
(b)	BODIES CORPORATE						
(c)	INSTITUTIONS						
(d)	ANY OTHER						
	SUB-TOTAL(A)(2)						
	TOTAL SHAREHOLDING OF PROMOTER AND PROMOTER GROUP (A)=(A)(1)+(A)(2)						
(B)	PUBLIC SHAREHOLDING						
(1)	INSTITUTIONS						
(a)	MUTUAL FUNDS / UTI						
(b)	FINANCIAL INSTITUTIONS / BANKS						
(c)	CENTRAL GOVERNMENT / STATE GOVERNMENT(S)						
(d)	VENTURE CAPITAL FUNDS						
(e)	INSURANCE COMPANIES						
(f)	FOREIGN INSTITUTIONAL INVESTORS						
(g)	FOREIGN VENTURE CAPITAL INVESTORS						
(h)	ANY OTHER (SPECIFY)						
	SUB-TOTAL(B)(1)						
(2)	NON-INSTITUTIONS						
(a)	BODIES CORPORATE						
	INDIVIDUALS -						
	I. INDIVIDUAL SHAREHOLDERS HOLDING NOMINAL SHARECAPITAL UP TO RS. 1 LAKH						
(b)	II. INDIVIDUAL SHAREHOLDERS HOLDING NOMINAL SHARECAPITAL IN EXCESS OF RS. 1 LAKH						
	ANY OTHER (SPECIFY)						
	SUB-TOTAL(B)(2)						
	TOTAL PUBLIC SHAREHOLDING (B)=(B)(1)+(B)(2)						
(2)	TOTAL (A)+(B)						
	SHARES HELD BY CUSTODIANS AND AGAINST WHICH DEPOSITORY RECEIPTS HAVE BEEN ISSUED						
(C)	GRAND TOTAL (A)+(B)+(C)						

