

Statement Showing Shareholding Pattern


Category code	Category of Shareholder	Number of Shareholders	Table (I)(a)		Total shareholding as a percentage of total number of shares		Shares Pledged or otherwise encumbered	
			Total number of shares	Number of shares held in dematerialized form	As a percentage of(A+B) ¹	As a percentage of (A+B+C)	Number of shares	As a percentage
			(IV)	(V)	(VI)	(VII)	(VIII)	(IX)= (VIII)/(IV)*100
(I)	(II)	(III)	(IV)	(V)	(VI)	(VII)	(VIII)	(IX)= (VIII)/(IV)*100
(A)	Shareholding of Promoter and							
1	Indian							
(a)	Individuals/ Hindu Undivided Family	54	2,715,930	-	70.00	70.00	-	-
(b)	Central Government/ State Government(s)	-	-	-	-	-	-	#DIV/0!
(c)	Bodies Corporate	6	152,550	-	3.93	3.93	-	-
(d)	Financial Institutions/ Banks	-	-	-	-	-	-	#DIV/0!
(e)	Any Others(Specify)	-	-	-	-	-	-	#DIV/0!
(e-i)								
(e-ii)								
	Sub Total(A)(1)	60	2,868,480	-	73.93	73.93	0	0.00
2	Foreign							
a	Individuals (Non-Residents Individuals/ Foreign Individuals)	-	-	-	-	-	-	#DIV/0!
b	Bodies Corporate	-	-	-	-	-	-	#DIV/0!
c	Institutions	-	-	-	-	-	-	#DIV/0!
d	Any Others(Specify)	-	-	-	-	-	-	#DIV/0!
d-i		-	-	-	-	-	-	#DIV/0!
d-ii		-	-	-	-	-	-	#DIV/0!
	Sub Total(A)(2)	-	-	-	-	-	-	#DIV/0!
	Total Shareholding of Promoter	60	2,868,480	-	73.93	73.93	-	-
(B)	Public shareholding							
1	Institutions							
(a)	Mutual Funds/ UTI	-	-	-	-	-	-	#DIV/0!
(b)	Financial Institutions /Banks	-	-	-	-	-	-	#DIV/0!
(c)	Central Government/ State Government(s)	-	-	-	-	-	-	#DIV/0!
(d)	Venture Capital Funds	-	-	-	-	-	-	#DIV/0!
(e)	Insurance Companies	-	-	-	-	-	-	#DIV/0!
(f)	Foreign Institutional Investors	-	-	-	-	-	-	#DIV/0!
(g)	Foreign Venture Capital Investors	-	-	-	-	-	-	#DIV/0!
(h)	Any Other (specify)	-	-	-	-	-	-	#DIV/0!
(h-i)		-	-	-	-	-	-	#DIV/0!
(h-ii)		-	-	-	-	-	-	#DIV/0!
	Sub-Total (B)(1)	-	-	-	-	-	-	-
B 2	Non-institutions							
(a)	Bodies Corporate	-	-	-	-	-	-	-
(b)	Individuals							
I	Individuals -i. Individual shareholders holding nominal share capital up to Rs 1 lakh	4,386	967,020	79,500	24.92	24.92	-	-
II	ii. Individual shareholders holding nominal share capital in excess of Rs. 1 lakh.	4	44,500	-	1.15	1.15	-	-
(c)	Any Other (specify)	-	-	-	-	-	-	#DIV/0!
(c-i)		-	-	-	-	-	-	#DIV/0!
(c-ii)		-	-	-	-	-	-	#DIV/0!
	Sub-Total (B)(2)	4,390	1,011,520	79,500	26.07	26.07	-	0
(B)	Total Public Shareholding (B)= (B)(1)+(B)(2)	4,390	1,011,520	79,500	26.07	26.07	-	0




	TOTAL (A)+(B)	4,450	3,880,000	79,500	100.00	100.00		
(C)	Shares held by Custodians and against which Depository Receipts have been issued							
1	Promoter and Promoter Group	-	-	-	-	-		#DIV/0!
2	Public	-	-	-	-	-		
	Sub-Total (C)	-	-	-	-	-		
	GRAND TOTAL (A)+(B)+(C)	4,450	3,880,000	79,500	100.00	100.00	-	-

Date 14.07.2015
Place Hyderabad

for ANJANI FOODS LIMITED



Ch. Surya Prakash
Compliance Officer



Introductory sub-table (i)(a)


Name of the Company: Anjani Foods Limited (formerly Raasi Enterprises Limited)			
Scrip Code, Name of the scrip, class of security: 511153			
Quarter ended: 31st June 2015			
Partly paid-up shares:-	No. of partly paid-up shares	As a % of total no. of partly paid-up shares	As a % of total no. of shares of the company
Held by promoter/promoter group	-	-	-
Held by public	120,000	100.00	-
Total - D	120,000	100.00	-
Outstanding convertible securities:	No. of outstanding securities	As a % of total no. of outstanding convertible securities	As a % of total no. of shares of the company, assuming full conversion of the convertible securities
Held by promoter/promoter group	-	#DIV/0!	-
Held by public	-	#DIV/0!	-
Total - E	-	#DIV/0!	-
Warrants:-	No. of warrants	As a % of total no. of warrants	As a % of total no. of shares of the company, assuming full conversion of warrants
Held by promoter/promoter group	-	#DIV/0!	-
Held by public	-	#DIV/0!	-
Total - F	-	#DIV/0!	-
Total paid-up capital of the company, assuming full conversion of warrants and convertible securities	4,000,000	-	100.00



(I)(b) Statement showing holding of securities (including shares, warrants, convertible securities) of persons belonging to the category "Promoter and Promoter Group"

Sr. No.	Name of the shareholder	Details of Shares held		Encumbered shares (*)			Details of warrants		Details of convertible securities		Total Shares (including underlying shares assuming full conversion of warrants and convertible securities) as a % of diluted share capital
		Number of shares held	As a % of grand total (A) + (B) + (C)	No.	As a percentage	As a % of grand total (A)+(B)+(C) of sub-clause (I)(a)	Number of warrants held	As a % total number of warrants of the same	Number of convertible securities held	As a % total number of convertible securities of the same class	
(I)	(II)	(III)	(IV)	(V)	(VI)=(V)/(III)*100	(VII)	(VIII)	(IX)	(X)	(XI)	(XII)
1	K. V. Vishnu Raju	1,480,400	38.15	0	0.00	0.00	0	#DIV/0!	0	#DIV/0!	
2	Vanitha Datla	117,200	3.02	0	0.00	0.00	0	#DIV/0!	0	#DIV/0!	
3	K. Ramavathy	105,000	2.71	0	0.00	0.00	0	#DIV/0!	0	#DIV/0!	
4	K. Aditya Vissam	177,500	4.57	0	0.00	0.00	0	#DIV/0!	0	#DIV/0!	
5	K. Sai Sumanth	182,500	4.70	0	0.00	0.00	0	#DIV/0!	0	#DIV/0!	
6	Dr. K. S. N. Raju	99,500	2.56	0	0.00	0.00	0	#DIV/0!	0	#DIV/0!	
7	K. Anuradha	87,000	2.24	0	0.00	0.00	0	#DIV/0!	0	#DIV/0!	
8	Ramesh Datla	76,000	1.96	0	0.00	0.00	0	#DIV/0!	0	#DIV/0!	
9	N. K. P. Raju	57,500	1.48	0	0.00	0.00	0	#DIV/0!	0	#DIV/0!	
10	Anirudh Datla	54,500	1.40	0	0.00	0.00	0	#DIV/0!	0	#DIV/0!	
11	Anisha Datla	42,300	1.09	0	0.00	0.00	0	#DIV/0!	0	#DIV/0!	
12	N. Shoba Rani	41,500	1.07	0	0.00	0.00	0	#DIV/0!	0	#DIV/0!	
13	Vamitha Finance and Invest P Ltd	51,000	1.31	0	0.00	0.00	0	#DIV/0!	0	#DIV/0!	
14	Dr. B. V. Raju (Deceased)	195,030	5.03	0	0.00	0.00	0	#DIV/0!	0	#DIV/0!	
15	Shri Rampriya Developers P Ltd	90,500	2.33	0	0.00	0.00	0	#DIV/0!	0	#DIV/0!	
16	Lakshmi Priya Investments P Ltd	6,050	0.16	0	0.00	0.00	0	#DIV/0!	0	#DIV/0!	
17	Dr. B. V. Raju Foundation	5,000	0.13	0	0.00	0.00	0	#DIV/0!	0	#DIV/0!	
TOTAL		2,868,480	73.93	-	-	-	-	#DIV/0!	-	#DIV/0!	0

(*) The term "encumbrance" has the same meaning as assigned to it in regulation 28(3) of the SAST Regulations, 2011




(I)(c)(i) Statement showing holding of securities (including shares, warrants, convertible securities) of persons belonging to the category "Public" and holding more than 1% of the total number of shares

Sr. No.	Name of the shareholder	Number of shares held	Shares as a percentage of total number of shares {i.e., Grand Total (A)+(B)+(C) indicated in Statement at para (I)(a) above}	Details of warrants		Details of convertible securities		Total shares (including underlying shares assuming full conversion of warrants and convertible securities) as a % of diluted share
				Number of warrants held	As a % total number of warrants of the same class	Number of convertible securities held	% w.r.t total number of convertible securities of the same class	
1			0.00		#DIV/0!		#DIV/0!	
TOTAL		0	0.00	0	#DIV/0!	0	#DIV/0!	




I)(c)(ii) Statement showing holding of securities (including shares, warrants, convertible securities) of persons (together with PAC) belonging to the category "Public" and holding more than 5% of the total number of shares of the company

Sr. No.	Name(s) of the shareholder(s) and the Persons Acting in Concert (PAC) with them	Number of shares	Shares as a percentage of total number of shares {i.e., Grand Total (A)+(B)+(C) indicated in Statement at para (I)(a)}	Details of warrants		Details of convertible securities		Total shares (including underlying shares assuming full conversion of warrants and convertible)
				Number of warrants	As a % total number of warrants of the same class	Number of convertible securities held	% w.r.t total number of convertible securities of the same class	
1		-	0.00	0	#DIV/0!	0	#DIV/0!	
TOTAL		-	0.00	0	#DIV/0!	0	#DIV/0!	0



(l)(d) Statement showing details of locked-in shares

Sr. No.	Name of the shareholder	Number of locked-in shares	Locked-in shares as a percentage of total number of shares (i.e. Grand Total (A)+(B)+(C) indicated in Statement at para (l)(a) above}
1			0.00
2			0.00
3			0.00
4	Nil		0.00
5			0.00
6			0.00
7			0.00
8			0.00
9			0.00
TOTAL		0	0.00



(II)(b) Statement showing holding of Depository Receipts (DRs), where underlying shares held by "promoter/promoter group" are in excess of 1% of the total number of shares

Sr. No.	Name of the DR Holder	Type of outstanding DR (ADRs, GDRs, SDRs, etc.)	Number of shares underlying outstanding DRs	Shares underlying outstanding DRs as a percentage of total number of shares (i.e., Grand Total (A)+(B)+(C) indicated in Statement at para (I)(a) above}
1				0.00
2				0.00
3				0.00
4				0.00
5				0.00
6				0.00
7				0.00
8				0.00
9				0.00
TOTAL			0	0.00

