


Introductory sub-table (I)(a)

Name of the Company : RUCHI STRIPS AND ALLOYS LIMITED

Script Code Name of the scrip, class of security : 513295, RUCHISTR, EQUITY


Quarter ended : 30.06.2015


Partly paid-up shares:-	No. of partly paid-up shares	As a % of total no. of partly paid-up shares	As a % of total no. of shares of the company
Held by promoter/promoter group			
Held by public		NOT APPLICABLE	
Total			
Outstanding convertible securities:-	No. of outstanding securities	As a % of total no. of outstanding convertible securities	As a % of total no. of shares of the company, assuming full conversion of convertible securities
Held by promoter/promoter group			
Held by public		NOT APPLICABLE	
Total			
Warrants:-	No. of warrants	As a % of total no. of warrants	As a % of total no. of shares of the company, assuming full conversion of warrants
Held by promoter/promoter group			
Held by public		NOT APPLICABLE	
Total			
Total partly paid-up capital of the company, assuming full conversion of warrants and convertible securities	49995701		



Statement Showing Shareholding Pattern

Category code	Category of Shareholder	Number of Shareholders	Table (I)(a)		Total shareholding as a percentage of total number of shares	Shares Pledged or otherwise encumbered	
			Total number of shares	Number of shares held in dematerialized form			
			(IV)	(V)	As a percentage of (A+B) ¹ (VI)	As a percentage of (A+B+C) (VII)	(VIII)
(I)	Shareholding of Promoter and Promoter						
(A)	Indian						
1	Individuals/ Hindu Undivided Family	3	2135000	1305000	4.27	4.27	0
(a)	Central Government/ State Government(s)	0	0	0	0.00	0.00	0
(b)	Bodies Corporate	7	12830502	12830502	25.66	25.66	9953250
(c)	Financial Institutions/ Banks	0	0	0	0.00	0.00	0
(d)	Any Others(Specify)	0	0	0	0.00	0.00	0
(e)		0	0	0	0.00	0.00	0
(e-i)		0	0	0	0.00	0.00	0
(e-ii)							
	Sub Total(A)(I)	10	14965502	14135502	29.93	29.93	9953250






Sr.No	Notes
1	Total foreign shareholding is 127704 equity shares (0.25% & No. of shareholders - 212) are held by NRI individuals belonging to Public Category.
2	
3	
4	
5	
6	
7	
8	
9	

(1)(b) Statement showing holding of securities (including shares, warrants, convertible securities) of persons belonging to the category "Promoter and Promoter Group"

Sr. No.	Name of the shareholder	Details of Shares held			Encumbered shares (*)			Details of warrants			Details of convertible securities		Total shares (including underlying shares assuming full conversion of warrants and convertible securities) as a % of diluted share capital
		Number of shares held	As a % of grand total (A)+(B)+(C)	No.	As a percentage (VI)=(V)/(III)*100	As a % of grand total (A)+(B)+(C) of sub-clause (I)(a)	Number of warrants held	As a % total number of warrants of the same class	Number of convertible securities held	As a % total number of convertible securities of the same class			
(i)	(ii)	(iii)	(iv)	(v)	(vi)=(v)/(iii)*100	(vii)	(viii)	(ix)	(x)	(xi)	(xii)		
1	Ruchi Soya Industries Ltd	1771700	3.54	0	0	0	0	0	0	0	3.54		
2	APL International P Ltd	675000	1.35	0	0	0	0	0	0	0	1.35		
3	Ruchi Acroni Industries Ltd	388852	0.78	0	0	0	0	0	0	0	0.78		
4	Nurrela Marketing P Ltd	30000	0.06	0	0	0	0	0	0	0	0.06		
5	Parann Foundation P Ltd	6053987	12.11	0	100.00	12.11	0	0	0	0	12.11		
6	Ruchi Infrastructure Ltd	11700	0.02	0	0	0	0	0	0	0	0.02		
7	Ruchi Infotech Ltd	3899263	7.80	0	100.00	7.80	0	0	0	0	7.80		
8	Abhadevi Shakra	5000	0.01	0	0	0	0	0	0	0	0.01		
9	Kalish Chandra Shakra	830000	1.66	0	0	0	0	0	0	0	1.66		
10	Savitridevi Shakra	1300000	2.60	0	0	0	0	0	0	0	2.60		
	TOTAL	14965502	29.93	9953250	66.51	19.91	0	0	0	0	29.93		

(*) The term "encumbrance" has the same meaning as assigned to it in regulation 28(3) of the SAST Regulations, 2011



(1)(d) Statement showing details of locked-in shares

Sr. No.	Name of the shareholder	Number of locked-in shares	Locked-in shares as a percentage of total number of shares {i.e., Grand Total (A)+(B)+(C) indicated in Statement at para (1)(a) above}
1			
2			
3			
4			
5	NOT APPLICABLE		
6			
7			
8			
9			
TOTAL			



(II)(a) Statement showing details of Depository Receipts (DRs)

Sr. No.	Type of outstanding DR (ADRs, GDRs, SDRs, etc.)	Number of outstanding DRs	Number of shares underlying outstanding DRs	Shares underlying outstanding DRs as a percentage of total number of shares {i.e., Grand Total (A)+(B)+(C) indicated in Statement at para (D)(a) above}
1				
2				
3				
4		NOT APPLICABLE		
5				
6				
7				
8				
9				
TOTAL				



(11)(b) Statement showing holding of Depository Receipts (DRs), where underlying shares held by "promoter/promoter group" are in excess of 1% of the total number of shares

Sr. No.	Name of the DR Holder	Type of outstanding DR (ADRs, GDRs, SDRs, etc.)	Number of shares underlying outstanding DRs	Shares underlying outstanding DRs as a percentage of total number of shares (i.e., Grand Total (A)+(B)+(C) indicated in Statement at para (1)(a) above}
1				
2				
3				
4		NOT APPLICABLE		
5				
6				
7				
8				
9				
TOTAL				

