



## Introductory sub-table (I)(a)

Name of the Company: BAJAJ AUTO LIMITED			
Scrip Code, Name of the scrip, class of security: 532977,BAJAJAUT,EQUITY			
Quarter ended: 30-JUNE-2015			
<b>Partly paid-up shares:-</b>			
	<b>No. of partly paid-up shares</b>	<b>As a % of total no. of partly paid-up shares</b>	<b>As a % of total no. of shares of the company</b>
Held by promoter/promoter group		#DIV/0!	#DIV/0!
Held by public		#DIV/0!	#DIV/0!
<b>Total</b>	<b>0</b>	<b>#DIV/0!</b>	<b>#DIV/0!</b>
<b>Outstanding convertible securities: No. of outstanding securities</b>			
		<b>As a % of total no. of outstanding convertible securities</b>	<b>As a % of total no. of shares of the company, assuming full conversion of the convertible securities</b>
Held by promoter/promoter group		#DIV/0!	#DIV/0!
Held by public		#DIV/0!	#DIV/0!
<b>Total</b>	<b>0</b>	<b>#DIV/0!</b>	<b>#DIV/0!</b>
<b>Warrants:-</b>			
	<b>No. of warrants</b>	<b>As a % of total no. of warrants</b>	<b>As a % of total no. of shares of the company, assuming full conversion of warrants</b>
Held by promoter/promoter group	0	0	#DIV/0!
Held by public	0	0	#DIV/0!
<b>Total</b>	<b>289367020</b>	<b>100</b>	<b>#DIV/0!</b>
<b>Total paid-up capital of the company, assuming full conversion of warrants and convertible securities</b>			



**Statement Showing Shareholding Pattern**


Table I(a)								
Category code	Category of Shareholder	Number of Shareholders	Total number of shares	Number of shares held in dematerialized form	Total shareholding as a percentage of total number of shares		Shares Pledged or otherwise encumbered	
					As a percentage of(A+B) <sup>1</sup>	As a percentage of (A+B+C)	Number of shares	As a percentage
(I)	(II)	(III)	(IV)	(V)	(VI)	(VII)	(VIII)	(IX)=(VIII)/(IV)*100
<b>(A)</b>	<b>Shareholding of Promoter and Promoter Group<sup>2</sup></b>							
<b>1</b>	<b>Indian</b>							
(a)	Individuals/ Hindu Undivided Family	37	1,26,13,090	1,26,13,090	4.36	4.36		0.00
(b)	Central Government/ State Government(s)				0.00	0.00		#DIV/0!
(c)	Bodies Corporate	18	12,98,78,592	12,98,78,592	44.89	44.88	79,855	0.06
(d)	Financial Institutions/ Banks				0.00	0.00		#DIV/0!
(e)	Any Others(Specify)				0.00	0.00		#DIV/0!
(e-i)					0.00	0.00		#DIV/0!
(e-ii)					0.00	0.00		#DIV/0!
	<b>Sub Total(A)(1)</b>	<b>55</b>	<b>14,24,91,682</b>	<b>14,24,91,682</b>	<b>49.25</b>	<b>49.24</b>	<b>79,855</b>	<b>0.06</b>
<b>2</b>	<b>Foreign</b>							
a	Individuals (Non-Residents Individuals/ Foreign Individuals)				0.00	0.00		#DIV/0!
b	Bodies Corporate				0.00	0.00		#DIV/0!
c	Institutions				0.00	0.00		#DIV/0!
d	Qualified Foreign Investor				0.00	0.00		#DIV/0!
e	Any Others(Specify)				0.00	0.00		#DIV/0!
e-i					0.00	0.00		#DIV/0!
e-ii								
	<b>Sub Total(A)(2)</b>	<b>-</b>	<b>-</b>	<b>-</b>	<b>0.00</b>	<b>0.00</b>	<b>0</b>	<b>#DIV/0!</b>
	<b>Total Shareholding of Promoter and Promoter Group (A)= (A)(1)+(A)(2)</b>	<b>55</b>	<b>14,24,91,682</b>	<b>14,24,91,682</b>	<b>49.25</b>	<b>49.24</b>	<b>79855</b>	<b>0.06</b>
<b>(B)</b>	<b>Public shareholding</b>							
<b>1</b>	<b>Institutions</b>							
(a)	Mutual Funds/ UTI	140	32,13,062	32,11,637	1.11	1.11		
(b)	Financial Institutions / Banks	56	7,19,875	6,99,085	0.25	0.25		
(c)	Central Government/ State Government(s)				0.00	0.00		
(d)	Venture Capital Funds				0.00	0.00		
(e)	Insurance Companies	74	2,02,58,189	2,02,57,589	7.00	7.00		
(f)	Foreign Institutional Investors	384	4,32,15,777	4,32,13,102	14.94	14.93		
(g)	Foreign Venture Capital Investors				0.00	0.00		
(h)	Qualified Foreign Investor				0.00	0.00		
(i)	Any Other (specify)				0.00	0.00		
(i-ii)	Foreign Portfolio Investors	106	77,98,274	77,98,274	2.70	2.69		
(i-ii)								
	<b>Sub-Total (B)(1)</b>	<b>760</b>	<b>7,52,05,177</b>	<b>7,51,79,687</b>	<b>25.99</b>	<b>25.99</b>		
<b>B 2</b>	<b>Non-institutions</b>							
(a)	Bodies Corporate	1,146	2,37,19,779	1,93,12,119	8.20	8.20		
(b)	Individuals				0.00	0.00		
I	Individuals -i. Individual shareholders holding nominal share capital up to Rs 1 lakh	68,216	1,37,04,561	1,22,52,409	4.74	4.74		
II	ii. Individual shareholders holding nominal share capital in excess of Rs. 1 lakh.	541	3,00,08,907	1,88,84,784	10.37	10.37		



(c)	Qualified Foreign Investor				0.00	0.00		
(d)	Any Other (specify)				0.00	0.00		
(d-i)	FOREIGN NATIONALS				0.00	0.00		
(d-ii)	NON RESIDENT INDIANS	2,192	9,11,462	8,86,667	0.32	0.31		
(d-iii)	OVERSEAS CORPORATE BODIES	3	1,425	-	0.00	0.00		
(d-iv)	FOREIGN BODIES - DR	1	8,470	8,470	0.00	0.00		
(d-v)	TRUST	47	29,49,633	29,49,633	1.02	1.02		
(d-vi)	CLEARING MEMBERS	242	3,05,880	3,05,880	0.11	0.11		
	<b>Sub-Total (B)(2)</b>	<b>72,388</b>	<b>7,16,10,117</b>	<b>5,43,99,962</b>	<b>24.75</b>	<b>24.75</b>		
(B)	<b>Total Public Shareholding (B)= (B)(1)+(B)(2)</b>	<b>73,148</b>	<b>14,68,15,294</b>	<b>12,95,79,649</b>	<b>50.75</b>	<b>50.74</b>		
	<b>TOTAL (A)+(B)</b>	<b>73,203</b>	<b>28,93,06,976</b>	<b>27,20,71,331</b>	<b>100.00</b>	<b>99.98</b>		
(C)	<b>Shares held by Custodians and against which Depository Receipts have been issued</b>							
1	Promoter and Promoter Group					0.00	0	0.00
2	Public	1	60,044	60,044		0.02		
	<b>Sub-Total (C)</b>	<b>1</b>	<b>60,044</b>	<b>60,044</b>		<b>0.02</b>	<b>0</b>	
	<b>GRAND TOTAL (A)+(B)+(C)</b>	<b>73,204</b>	<b>28,93,67,020</b>	<b>27,21,31,375</b>	<b>100.00</b>	<b>79855</b>	<b>0.03</b>	



Sr.No	Notes
1	
2	
3	
4	
5	
6	
7	
8	
9	




11(b) Statement showing holding of securities (including shares, warrants, convertible securities) of persons belonging to the category "Promoter and Promoter Group"											
S. No.	Name of the shareholder	Details of Shares held		Encumbered shares (*)			Details of warrants		Details of convertible securities		Total shares (including underlying shares assuming full conversion of warrants and convertible securities) as a % of diluted share capital
		Number of shares held	As a % of grand total (A)+(B)+(C)	No.	As a percentage	As a % of grand total (A)+(B)+(C) of sub-clause (I)(a)	Number of warrants held	As a % total number of warrants of the same class	Number of convertible securities held	As a % total number of convertible securities of the same class	
(i)	(ii)	(iii)	(iv)	(v)	(vi) = (v)/(iii)*100	(vii)	(viii)	(ix)	(x)	(xi)	(xii)
1	ANANT BAJAJ	114	0.00	-	0.00	0.00	0	#DIV/0!	0	#DIV/0!	0.00
2	DEEPA BAJAJ	21,150	0.01	-	0.00	0.00	0	#DIV/0!	0	#DIV/0!	0.01
3	GEETIKA BAJAJ	600	0.00	-	0.00	0.00	0	#DIV/0!	0	#DIV/0!	0.00
4	KIRAN BAJAJ	2,050	0.00	-	0.00	0.00	0	#DIV/0!	0	#DIV/0!	0.00
5	KRITI BAJAJ	70,000	0.02	-	0.00	0.00	0	#DIV/0!	0	#DIV/0!	0.02
6	KUMUD BAJAJ	9,69,868	0.34	-	0.00	0.00	0	#DIV/0!	0	#DIV/0!	0.34
7	MADHUR BAJAJ	14,32,232	0.49	-	0.00	0.00	0	#DIV/0!	0	#DIV/0!	0.49
8	MINAL BAJAJ	1,25,800	0.04	-	0.00	0.00	0	#DIV/0!	0	#DIV/0!	0.04
9	NEELIMA BAJAJ SWAMY	5,35,438	0.19	-	0.00	0.00	0	#DIV/0!	0	#DIV/0!	0.19
10	NIMISHA JAIPURIA	3,14,570	0.11	-	0.00	0.00	0	#DIV/0!	0	#DIV/0!	0.11
11	NIRAJ BAJAJ	21,09,476	0.73	-	0.00	0.00	0	#DIV/0!	0	#DIV/0!	0.73
	POOJA BAJAJ	1,49,500	0.05	-	0.00	0.00	0	#DIV/0!	0	#DIV/0!	0.05
12	NIRAVNAYAN BAJAJ	4,23,132	0.15	-	0.00	0.00	0	#DIV/0!	0	#DIV/0!	0.15
13	RAHULKUMAR BAJAJ	29,70,570	1.03	-	0.00	0.00	0	#DIV/0!	0	#DIV/0!	1.03
14	RAJIVNAYAN BAJAJ	7,26,100	0.25	-	0.00	0.00	0	#DIV/0!	0	#DIV/0!	0.25
15	RISHABNAYAN BAJAJ	17,000	0.01	-	0.00	0.00	0	#DIV/0!	0	#DIV/0!	0.01
16	SANJALI BAJAJ	18,300	0.01	-	0.00	0.00	0	#DIV/0!	0	#DIV/0!	0.01
17	SANJIVNAYAN BAJAJ	8,00,448	0.28	-	0.00	0.00	0	#DIV/0!	0	#DIV/0!	0.28
18	SHEFALI BAJAJ	20,000	0.01	-	0.00	0.00	0	#DIV/0!	0	#DIV/0!	0.01
19	SHEKHAR BAJAJ	4,21,760	0.15	-	0.00	0.00	0	#DIV/0!	0	#DIV/0!	0.15
20	SIDDHANTNAYAN BAJAJ	15,000	0.01	-	0.00	0.00	0	#DIV/0!	0	#DIV/0!	0.01
21	SUMAN JAIN	10,47,008	0.36	-	0.00	0.00	0	#DIV/0!	0	#DIV/0!	0.36
22	SUNAINA KEJRIWAL	4,23,074	0.15	-	0.00	0.00	0	#DIV/0!	0	#DIV/0!	0.15
23	BACHHRAJ AND COMPANY PVT LTD	37,11,756	1.28	-	0.00	0.00	0	#DIV/0!	0	#DIV/0!	1.28
24	BACHHRAJ FACTORIES PVT LTD	19,61,174	0.68	-	0.00	0.00	0	#DIV/0!	0	#DIV/0!	0.68
25	BAJAJ FINANCE LTD	150	0.00	-	0.00	0.00	0	#DIV/0!	0	#DIV/0!	0.00
26	BAJAJ HOLDINGS AND INVESTMENT LTD	9,11,19,000	31.49	-	0.00	0.00	0	#DIV/0!	0	#DIV/0!	31.49
27	BAJAJ SEVASHRAM PVT LTD	44,62,720	1.54	-	0.00	0.00	0	#DIV/0!	0	#DIV/0!	1.54
28	BARODA INDUSTRIES PVT LTD	16,70,802	0.58	-	0.00	0.00	0	#DIV/0!	0	#DIV/0!	0.58
29	HERCULES HOISTS LTD	1,82,390	0.06	-	0.00	0.00	0	#DIV/0!	0	#DIV/0!	0.06
30	THE HINDUSTAN HOUSING COMPANY LTD	14,400	0.00	-	0.00	0.00	0	#DIV/0!	0	#DIV/0!	0.00
31	JAMNALAL SONS PVT LTD	2,58,44,400	8.93	79,855	0.31	0.03	0	#DIV/0!	0	#DIV/0!	8.93
32	KAMALNAYAN INVESTMENT & TRADING PVT LTD	1,32,200	0.05	-	0.00	0.00	0	#DIV/0!	0	#DIV/0!	0.05
33	MADHUR SECURITIES PVT LTD	79,490	0.03	-	0.00	0.00	0	#DIV/0!	0	#DIV/0!	0.03
34	NIRAJ HOLDINGS PVT LTD	19,600	0.01	-	0.00	0.00	0	#DIV/0!	0	#DIV/0!	0.01
35	RAHUL SECURITIES PVT LTD	2,70,600	0.09	-	0.00	0.00	0	#DIV/0!	0	#DIV/0!	0.09



36	RUPA EQUITIES PVT LTD	2,86,800	0.10	-	0.00	0.00	0	#DIV/0!	0	#DIV/0!	0.10
37	SANRAJ NAYAN INVESTMENTS PVT LTD	60,000	0.02	-	0.00	0.00	0	#DIV/0!	0	#DIV/0!	0.02
38	SHEKHAR HOLDINGS PVT LTD	63,000	0.02	-	0.00	0.00	0	#DIV/0!	0	#DIV/0!	0.02
<b>TOTAL</b>		<b>14,24,91,682</b>	<b>49.24</b>	<b>79,855</b>	<b>0.86</b>	<b>0.03</b>	<b>0</b>	<b>#DIV/0!</b>	<b>0</b>	<b>#DIV/0!</b>	<b>49.24</b>
(*) The term "encumbrance" has the same meaning as assigned to it in regulation 28(3) of the SAST Regulations, 2011											




<u>(1)(c)(i) Statement showing holding of securities (including shares, warrants, convertible securities) of persons belonging to the category "Public" and holding more than 1% of the total number of shares</u>									
Sr. No.	Name of the shareholder	Number of shares held	Shares as a percentage of total number of shares i.e., Grand Total (A)+(B)+(C) indicated in Statement at para (D)(a) above}	Details of warrants		Details of convertible securities		Total shares (including underlying shares assuming full conversion of warrants and convertible securities) as a % of diluted share capital	
				Number of warrants held	As a % total number of warrants of the same class	Number of convertible securities held	% w.r.t total number of convertible securities of the same class		
1	LIFE INSURANCE CORPORATION OF INDIA	14169371	4.90	0	#DIV/0!	0	#DIV/0!	4.90	
2	JAYA HIND INVESTMENTS PRIVATE LIMITED	10242928	3.54	0	#DIV/0!	0	#DIV/0!	3.54	
3	MAHARASHTRA SCOOTERS LIMITED	6774072	2.34	0	#DIV/0!	0	#DIV/0!	2.34	
4	GOVERNMENT PENSION FUND GLOBAL	4429998	1.53	0	#DIV/0!	0	#DIV/0!	1.53	
5	SIKKIM JANSEWA PRATISHTHAN PVT LTD	3659916	1.26	0	#DIV/0!	0	#DIV/0!	1.26	
6	LAZARD ASSET MANAGEMENT LLC A/C LAZARD	2934503	1.01	0	#DIV/0!	0	#DIV/0!	1.01	
<b>TOTAL</b>		<b>4,22,10,788</b>	<b>13.57</b>	<b>0</b>	<b>#DIV/0!</b>	<b>0</b>	<b>#DIV/0!</b>	<b>13.57</b>	



(I)(c)(ii) Statement showing holding of securities (including shares, warrants, convertible securities) of persons (together with PAC) belonging to the category "Public" and holding more than 5% of the total number of shares of the company

Sr. No.	Name(s) of the shareholder(s) and the Persons Acting in Concert (PAC) with them	Number of shares	Shares as a percentage of total number of shares (i.e., Grand Total (A)+(B)+(C) indicated in Statement at para (I)(a) above)	Details of warrants		Details of convertible securities		Total shares (including underlying shares assuming full conversion of warrants and convertible securities) as a % of diluted share capital
				Number of warrants	As a % total number of warrants of the same class	Number of convertible securities held	% w.r.t total number of convertible securities of the same class	
	NIL	0	0	0	0	0	0	0
<b>TOTAL</b>		<b>#REF!</b>	<b>#REF!</b>	<b>#REF!</b>	<b>#REF!</b>	<b>#REF!</b>	<b>#REF!</b>	<b>#REF!</b>





(I)(d) Statement showing details of locked-in shares

Sr. No.	Name of the shareholder	Number of locked-in shares	Locked-in shares as a percentage of total number of shares (i.e., Grand Total (A)+(B)+(C) indicated in Statement at para (I)(a) above)
1	NIL	0	0.00
<b>TOTAL</b>		<b>0</b>	<b>0.00</b>



(II)(a) Statement showing details of Depository Receipts (DRs)

Sr. No.	Type of outstanding DR (ADRs, GDRs, SDRs, etc.)	Number of outstanding DRs	Number of shares underlying outstanding DRs	Shares underlying outstanding DRs as a percentage of total number of shares (i.e., Grand Total (A)+(B)+(C) indicated in Statement at para (I)(a) above)
1	GDR	1	60044	0.02
<b>TOTAL</b>		<b>1</b>	<b>60044</b>	<b>0.02</b>



(II)(b) Statement showing holding of Depository Receipts (DRs), where underlying shares held by "promoter/promoter group" are in excess of 1% of the total number of shares

Sr. No.	Name of the DR Holder	Type of outstanding DR (ADRs, GDRs, SDRs, etc.)	Number of shares underlying outstanding DRs	Shares underlying outstanding DRs as a percentage of total number of shares (i.e., Grand Total (A)+(B)+(C) indicated in Statement at para (I)(a) above)
1	NIL	0	0	0.00
<b>TOTAL</b>		<b>0</b>	<b>0</b>	<b>0.00</b>

