


Introductory sub-table (I)(a)

Name of the Company: INDIA MOTOR PARTS & ACCESSORIES LIMITED			
Scrip Code, Name of the scrip, class of security: IMPAL, EQUITY			
Quarter ended: 30th June 2015			
Partly paid-up shares:-	No. of partly paid-up shares	As a % of total no. of partly paid-up shares	As a % of total no. of shares of the company
Held by promoter/promoter group	0	0	0
Held by public	0	0	0
Total	0	0	0
Outstanding convertible securities:-	No. of outstanding securities	As a % of total no. of outstanding convertible securities	As a % of total no. of shares of the company, assuming full conversion of the convertible securities
Held by promoter/promoter group	0	0	0
Held by public	0	0	0
Total	0	0	0
Warrants:-	No. of warrants	As a % of total no. of warrants	As a % of total no. of shares of the company, assuming full conversion of warrants
Held by promoter/promoter group	0	0	0
Held by public	0	0	0
Total	0	0	0
Total paid-up capital of the company, assuming full conversion of warrants and convertible securities		8319575	

For INDIA MOTOR PARTS & ACCESSORIES LIMITED



 Company Secretary



Statement Showing Shareholding Pattern								
Category code	Category of Shareholder	Number of Shareholders	Table (I)(a)		Total shareholding as a percentage of total number of shares		Shares Pledged or otherwise encumbered	
			Total number of shares	Number of shares held in dematerialized form	As a percentage of (A+B) ¹	As a percentage of (A+B+C)	Number of shares	As a percentage
(I)	(II)	(III)	(IV)	(V)	(VI)	(VII)	(VIII)	(IX)= (VIII)/(IV)*100
(A)	Shareholding of Promoter and							
1	Indian							
(a)	Individuals/ Hindu Undivided Family	32	620702	620702	7.46	7.46	0	0.00
(b)	Central Government/ State Government(s)	0	0	0	0.00	0.00	0	0.00
(c)	Bodies Corporate	9	1933432	1933432	23.24	23.24	0	0.00
(d)	Financial Institutions/ Banks	0	0	0	0.00	0.00	0	0.00
(e)	Any Others(Specify)	0	0	0	0.00	0.00	0	0.00
							0	
	Sub Total(A)(1)	41	2554134	2554134	30.70	30.70	0	0.00
2	Foreign							
a	Individuals (Non-Residents Individuals/ Foreign Individuals)	1	1312	1312	0.02	0.02	0	0.00
b	Bodies Corporate	0	0	0	0.00	0.00	0	0.00
c	Institutions	0	0	0	0.00	0.00	0	0.00
d	Qualified Foreign Investor	0	0	0	0.00	0.00	0	0.00
e	Any Others(Specify)	0	0	0	0.00	0.00	0	0.00
	Sub Total(A)(2)	1	1312	1312	0.02	0.02	0	0.00
	Total Shareholding of Promoter	42	2555446	2555446	30.72	30.72	0	0.00
(B)	Public shareholding							
1	Institutions							
(a)	Mutual Funds/ UTI	0	0	0	0.00	0.00	0	0.00
(b)	Financial Institutions / Banks	1	100	100	0.00	0.00	0	0.00
(c)	Central Government/ State Government(s)	0	0	0	0.00	0.00	0	0.00
(d)	Venture Capital Funds	0	0	0	0.00	0.00	0	0.00
(e)	Insurance Companies	0	0	0	0.00	0.00	0	0.00
(f)	Foreign Institutional Investors	3	531199	531199	6.38	6.38	0	0.00
(g)	Foreign Venture Capital Investors	0	0	0	0.00	0.00	0	0.00
(h)	Qualified Foreign Investor	0	0	0	0.00	0.00	0	0.00
(i)	Any Other (specify)	0	0	0	0.00	0.00	0	0.00
	Sub-Total (B)(1)	4	531299	531299	6.39	6.39	0	0.00

For INDIA MOTOR PARTS & ACCESSORIES LIMITED



Company Secretary



B 2	Non-institutions							
(a)	Bodies Corporate	113	1748536	1741800	21.02	21.02	0	0.00
(b)	Individuals							
I	Individuals -i. Individual shareholders holding nominal share capital up to Rs 1 lakh	6655	2532631	1840781	30.44	30.44	0	0.00
II	ii. Individual shareholders holding nominal share capital in excess of Rs. 1 lakh.	35	800796	569804	9.63	9.63	0	0.00
(c)	Qualified Foreign Investor	0	0	0	0.00	0.00	0	0.00
(d)	Any Other (specify)				0.00	0.00		
(d-i)	Clearing Members	11	955	955	0.01	0.01	0	0.00
(d-ii)	Hindu Undivided Families	127	62874	62874	0.76	0.76	0	0.00
(d-iii)	Non Resident Indians	74	60374	60142	0.73	0.73	0	0.00
(d-iv)	Trusts	4	670	670	0.01	0.01	0	0.00
(d-v)	India Motor Parts & Accessories Ltd - Unclaimed Securities Demat Suspense Account	1	25994	25994	0.31	0.31	0	0.00
	Sub-Total (B)(2)	7020	5232830	4303020	62.90	62.90	0	0.00
(B)	Total Public Shareholding (B)= (B)(1)+(B)(2)	7024	5764129	4834319	69.28	69.28	0	0.00
	TOTAL (A)+(B)	7066	8319575	7389765	100.00	100.00	0	0
(C)	Shares held by Custodians and against which Depository Receipts have been issued							
1	Promoter and Promoter Group	0	0	0	0	0.00	0	0.00
2	Public	0	0	0	0	0.00	0	0.00
	Sub-Total (C)	0	0	0	0	0	0	0.00
	GRAND TOTAL (A)+(B)+(C)	7066	8319575	7389765	0	100.00	0	0.00

For INDIA MOTOR PARTS & ACCESSORIES LIMITED


Company Secretary




(i)(b) Statement showing holding of securities (including shares, warrants, convertible securities) of persons belonging to the category "Promoter and Promoter Group"

Sr.	Name of the	Details of Shares held		Encumbered shares (*)			Details of warrants		Details of convertible securities		Total shares (including underlying shares assuming full conversion of warrants and convertible securities) as a % of diluted share capital
		Number of shares held	As a % of grand total (A) +(B) +(C)	No.	As a percentage	As a % of grand total (A)+(B)+(C) of sub-clause (I)(a)	Number of warrants held	As a % total number of warrants of the same class	Number of convertible securities held	As a % total number of convertible securities of the same class	
No.	shareholder										
(I)	(II)	(III)	(IV)	(V)	(VI)=(V)/(III)*100	(VII)	(VIII)	(IX)	(X)	(XI)	(XII)
1	T V SUNDRAM IYENGAR AND SONS PRIVATE LIMITED	1819432	21.87	0	0.00	0.00	0	0	0	0	21.87
2	S RAM	122618	1.47	0	0.00	0.00	0	0	0	0	1.47
3	SRIKANTH RAMANUJAM	57248	0.69	0	0.00	0.00	0	0	0	0	0.69
4	SILVER OAK HOLDINGS PRIVATE LIMITED	56000	0.67	0	0.00	0.00	0	0	0	0	0.67
5	ARJUN RANGARAJAN	48874	0.59	0	0.00	0.00	0	0	0	0	0.59
6	NIVEDITA RAM	46514	0.56	0	0.00	0.00	0	0	0	0	0.56
7	GITA RAM	46096	0.55	0	0.00	0.00	0	0	0	0	0.55
8	SRIKANTH RAMANUJAM	45310	0.54	0	0.00	0.00	0	0	0	0	0.54
9	RAGHUVAMSA HOLDINGS PRIVATE LIMITED	32000	0.38	0	0.00	0.00	0	0	0	0	0.38
10	S. VIJI	31252	0.38	0	0.00	0.00	0	0	0	0	0.38
11	SRIRAM VIJI	28516	0.34	0	0.00	0.00	0	0	0	0	0.34
12	HARSHA VIJI	28514	0.34	0	0.00	0.00	0	0	0	0	0.34
13	SRIVATS RAM	28412	0.34	0	0.00	0.00	0	0	0	0	0.34
14	CHITRA VIJI	26504	0.32	0	0.00	0.00	0	0	0	0	0.32
15	S. RAM	19900	0.24	0	0.00	0.00	0	0	0	0	0.24
16	PREMA RAMNUJAM	19084	0.23	0	0.00	0.00	0	0	0	0	0.23
17	S. VIJI	14312	0.17	0	0.00	0.00	0	0	0	0	0.17
18	DAYA AMBIRAJAN	8688	0.10	0	0.00	0.00	0	0	0	0	0.10
19	CHITRA VIJI	8000	0.10	0	0.00	0.00	0	0	0	0	0.10
20	ALLEGRO HOLDINGS PRIVATE LIMITED	8000	0.10	0	0.00	0.00	0	0	0	0	0.10
21	VIJAYA RANGARAJAN	7288	0.09	0	0.00	0.00	0	0	0	0	0.09

For INDIA MOTOR PARTS & ACCESSORIES LIMITED


Company Secretary




Sr. No.	Name of the shareholder	Details of Shares held		Encumbered shares (*)			Details of warrants		Details of convertible securities		Total shares (including underlying shares assuming full conversion of warrants and convertible securities) as a % of diluted share capital
		Number of shares held	As a % of grand total (A)+(B)+(C)	No.	As a percentage	As a % of grand total (A)+(B)+(C) of sub-clause (I)(a)	Number of warrants held	As a % total number of warrants of the same class	Number of convertible securities held	As a % total number of convertible securities of the same class	
22	ANUPAMA LAKSHMI RANGARAJAN	6640	0.08	0	0.00	0.00	0	0	0	0	0.08
23	PADMALAKSHMI HOLDINGS PRIVATE LIMITED	6000	0.07	0	0.00	0.00	0	0	0	0	0.07
24	SUMANTH RAMANUJAM	4504	0.05	0	0.00	0.00	0	0	0	0	0.05
25	MAHAM HOLDINGS LIMITED	4000	0.05	0	0.00	0.00	0	0	0	0	0.05
26	REVATHI HOLDINGS PRIVATE LIMITED	4000	0.05	0	0.00	0.00	0	0	0	0	0.05
27	SRIRAM VIJI	4000	0.05	0	0.00	0.00	0	0	0	0	0.05
28	RUPA SRIKANTH	3600	0.04	0	0.00	0.00	0	0	0	0	0.04
29	ADITYA S RAMANUJAM	3412	0.04	0	0.00	0.00	0	0	0	0	0.04
30	ROHINI HOLDINGS PRIVATE LIMITED	3000	0.04	0	0.00	0.00	0	0	0	0	0.04
31	ARUNA SANKARANARAYANAN	2492	0.03	0	0.00	0.00	0	0	0	0	0.03
32	R. RAMANUJAM	1944	0.02	0	0.00	0.00	0	0	0	0	0.02
33	S. VIJI (HUF)	1760	0.02	0	0.00	0.00	0	0	0	0	0.02
34	ANANTH RAMANUJAM	1312	0.02	0	0.00	0.00	0	0	0	0	0.02
35	DEEPA RAMAPRASAD	1200	0.01	0	0.00	0.00	0	0	0	0	0.01
36	ROHINI HOLDINGS PRIVATE LTD	1000	0.01	0	0.00	0.00	0	0	0	0	0.01
37	ADITYA S. RAMANUJAM	800	0.01	0	0.00	0.00	0	0	0	0	0.01
38	TULSI S. RAMANUJAM (MINOR)	800	0.01	0	0.00	0.00	0	0	0	0	0.01
39	SANJANA TARA RAMANUJAM	800	0.01	0	0.00	0.00	0	0	0	0	0.01
40	SRIVATS RAM	732	0.01	0	0.00	0.00	0	0	0	0	0.01
41	SRIVATS RAM (HUF)	488	0.01	0	0.00	0.00	0	0	0	0	0.01
42	R. RAMANUJAM	400	0.00	0	0.00	0.00	0	0	0	0	0.00
TOTAL		2555446	30.72	0	0.00	0.00	0	0	0	0	30.72

(* The term "encumbrance" has the same meaning as assigned to it in regulation 28(3) of the SAST Regulations, 2011

INDIA MOTOR PARTS & ACCESSORIES LIMITED

[Signature]
Company Secretary



(I)(c)(i) Statement showing holding of securities (including shares, warrants, convertible securities) of persons belonging to the category "Public" and holding more than 1% of the total number of shares

Sr. No.	Name of the shareholder	Number of shares held	Shares as a percentage of total number of shares {i.e., Grand Total (A)+(B)+(C) indicated in Statement at para (I)(a) above}	Details of warrants		Details of convertible securities		Total shares (including underlying shares assuming full conversion of warrants and convertible securities) as a % of diluted share capital
				Number of warrants held	As a % total number of warrants of the same class	Number of convertible securities held	% w.r.t total number of convertible securities of the same class	
1	SUNDARAM FINANCE LIMITED	1540784	18.52	0	0	0	0	18.52
2	EAST SAIL	317529	3.82	0	0	0	0	3.82
3	PARI WASHINGTON COMPANY PVT. LTD. A/C PARI WASHINGTON INDIA MASTER FUND, LTD.	207170	2.49	0	0	0	0	2.49
4	CATAMARAN MANAGEMENT SERVICES PRIVATE LIMITED	123723	1.49					1.49
TOTAL		2189206	26.31	0	0	0	0	26.31

For INDIA MOTOR PARTS & ACCESSORIES LIMITED


Company Secretary



(I)(c)(ii) Statement showing holding of securities (including shares, warrants, convertible securities) of persons (together with PAC) belonging to the category "Public" and holding more than 5% of the total number of shares of the company

Sr. No.	Name(s) of the shareholder(s) and the Persons Acting in Concert (PAC) with them	Number of shares	Shares as a percentage of total number of shares {i.e., Grand Total (A)+(B)+(C) indicated in Statement at para (I)(a) above}	Details of warrants		Details of convertible securities		Total shares (including underlying shares assuming full conversion of warrants and convertible securities) as a % of diluted share capital
				Number of warrants	As a % total number of warrants of the same class	Number of convertible securities held	% w.r.t total number of convertible securities of the same class	
1	SUNDARAM FINANCE LIMITED	1540784	18.52	0	0	0	0	18.52
2	PARI WASHINGTON COMPANY PVT. LTD. A/C PARI WASHINGTON INDIA MASTER FUND, LTD. and EAST SAIL (PAC) WITH THEM	524669	6.31	0	0	0	0	6.31
TOTAL		2065453	24.83	0	0	0	0	24.83

For INDIA MOTOR PARTS & ACCESSORIES LIMITED


Company Secretary



(I)(d) Statement showing details of locked-in shares

Sr. No.	Name of the shareholder	Number of locked-in shares	Locked-in shares as a percentage of total number of shares (i.e., Grand Total (A)+(B)+(C) indicated in Statement at para (I)(a) above)
TOTAL		0	0.00

For INDIA MOTOR PARTS & ACCESSORIES LIMITED


Company Secretary



(III) (a) Statement showing voting pattern of shareholders, if more than one class of shares / securities is issued by the issuer

Category code	Category of shareholder	Number of voting Rights Total Voting Rights			Total Voting rights i.e. (VI)		
		Class X EQUITY	Class Y	Class Z	As a percentage of (A+B)	As a percentage of (A+B+C)	
(I)	(II)	(III)	(IV)	(V)	(VI)	(VII)	(VIII)

(NOT APPLICABLE)

For INDIA MOTOR PARTS & ACCESSORIES LIMITED


Company Secretary

