



## Introductory sub-table I (a) Statement showing Shareholding Pattern

Name of the Company : Time Technoplast Limited		Name of the Scrip : Equity	
Scrip Code : BSE - 532856 & NSE - TIMETECHNO		Quarter Ended : 30.06.2015	
<b>Partly Paid-up shares</b>	<b>No. of Partly Paid-up shares</b>	<b>As a % of total no. of partly paid-up shares</b>	<b>As a % of total no. of shares of the Company</b>
Held by promoter / promoter group	-	-	-
Held by public	-	-	-
<b>Total (D)</b>	-	-	-
<b>Outstanding convertible securities</b>	<b>No. of outstanding securities</b>	<b>As a % of total no. of outstanding convertible securities</b>	<b>As a % of total no. of shares of the Company, assuming full conversion of the convertible securities</b>
Held by promoter / promoter group	-	-	-
Held by public	-	-	-
<b>Total (E)</b>	-	-	-
<b>Warrants</b>	<b>No. of warrants</b>	<b>As a % of total no. of warrants</b>	<b>As a % of total no. of shares of the Company, assuming full conversion of warrants</b>
Held by promoter / promoter group	-	-	-
Held by public	-	-	-
<b>Total (F)</b>	-	-	-
<b>Total paid-up capital of the company, assuming full conversion of warrants and convertible securities</b>	<b>210,117,750</b>		<b>100.00</b>
<b>Grand Total (A+B+C) +D+E+F</b>			



Statement Showing Shareholding Pattern								
Name of Company		Time Technoplast Limited			Quarter : 30.06.2015			
Scrip Code		BSE : 532856			NSE : TIMETECHNO			
Category code	Category of Shareholder	Number of Shareholders	Total number of shares	Total Number of shares held in dematerialized form	Total shareholding as a percentage of total number of shares of		Shares Pledged or otherwise encumbered	
					As a percentage of (A+B)	As a percentage of (A+B+C)	Number of shares	As a percentage
(i)	(ii)	(iii)	(iv)	(v)	(vi)	(vii)	(viii)	(ix) = (viii)/(vi)*100
(A)	<b>Promoter and Promoter Group</b>							
1	<b>Indian</b>							
(a)	Individuals/ Hindu Undivided Family	8	17,366,258	16,178,758	8.2650	8.2650		
(b)	Central Government/ State Government(s)	-	-	-	-	-		
(c)	Bodies Corporate	6	105,472,371	103,297,371	50.1968	50.1968	29,159,000	27.6461
(d)	Financial Institutions/ Banks	-	-	-	-	-		
(e)	Person Acting in Concert	1	92,968	92,968	0.0442	0.0442		
	<b>Sub Total(A)(1)</b>	<b>15</b>	<b>122,931,597</b>	<b>119,569,097</b>	<b>58.5061</b>	<b>58.5061</b>	<b>29,159,000</b>	<b>23.7197</b>
2	<b>Foreign</b>							
	<b>Sub Total(A)(2)</b>							
	<b>Total Shareholding of Promoter and Promoter Group (A)= (A)(1)+(A)(2)</b>	<b>15</b>	<b>122,931,597</b>	<b>119,569,097</b>	<b>58.5061</b>	<b>58.5061</b>	<b>29,159,000</b>	<b>23.7197</b>
(D)	<b>Public shareholding</b>							
0	<b>Institutions</b>							
(a)	Mutual Funds/ UTI	3	18,509,996	18,509,996	8.8093	8.8093		
(b)	Financial Institutions / Banks	2	87,384	87,384	0.0416	0.0416	23,827	27.2670
(c)	Central Government/ State Government(s)	-	-	-	-	-		
(d)	Venture Capital Funds	-	-	-	-	-		
(e)	Insurance Companies	-	-	-	-	-		
(f)	Foreign Institutional Investors	28	41,029,031	41,029,031	19.5267	19.5267		
(g)	Foreign Venture Capital Investors	-	-	-	-	-		
(h)	Any Other (specify)	-	-	-	-	-		
	<b>Sub-Total (D)(1)</b>	<b>33</b>	<b>59,626,411</b>	<b>59,626,411</b>	<b>28.3776</b>	<b>28.3776</b>	<b>23,827</b>	<b>0.84</b>
B 2	<b>Non-Institutions</b>							
(a)	Bodies Corporate	279	4,127,718	4,127,718	1.9645	1.9645	1,593,765	38.6113
(b)	Individuals							
i	Individuals - i. Individual shareholders holding nominal share capital up to Rs 1 lakh	17153	10,636,768	10,630,248	5.0623	5.0623	272,749	2.5642
ii	Individual shareholders holding nominal share capital in excess of Rs. 1 lakh.	14	3,580,648	1,830,648	1.7041	1.7041		
(c)	Any Other (specify)	-	-	-	-	-		
(c-i)	Clearing Member	160	388,861	388,861	0.1851	0.1851	153,063	39.3610
	Foreign Portfolio Investor (Corporate)	3	862,299	862,299	0.4104	0.4104		
	Foreign Portfolio Investor (Individual)	-	-	-	-	-		
	Market Makers	-	-	-	-	-		
	Office Bearers	44	92,444	88,544	0.0440	0.0440		
(c-ii)	Foreign Nationals							
i	Non-Resident Indians (Repatriate)	207	947,891	947,891	0.4511	0.4511		
ii	Non-Resident Indians (Non-Repatriate)	58	198,984	198,984	0.0947	0.0947		
(C-iii)	Foreign Companies	1	3,227,582	3,227,582	1.5361	1.5361		
(C-iv)	Trusts	1	3,496,547	3,496,547	1.6641	1.6641		
	<b>Sub-Total (B)(2)</b>	<b>17920</b>	<b>27,559,742</b>	<b>25,799,322</b>	<b>13.1163</b>	<b>13.1163</b>	<b>2,019,577</b>	<b>7.3280</b>
(B)	<b>Total Public Shareholding (B) = (B)(1)+(B)(2)</b>	<b>17953</b>	<b>87,186,153</b>	<b>85,425,733</b>	<b>41.4939</b>	<b>41.4939</b>	<b>2,043,404</b>	<b>2.3437</b>
	<b>TOTAL (A)+(B)</b>	<b>17968</b>	<b>210,117,750</b>	<b>204,994,830</b>	<b>100.0000</b>	<b>100.0000</b>	<b>31,202,404</b>	<b>14.8500</b>
(C)	Shares held by Custodians and against which Depository Receipts have been issued							
	<b>GRAND TOTAL (A)+(B)+(C)</b>	<b>17968</b>	<b>210,117,750</b>	<b>204,994,830</b>	<b>100.0000</b>	<b>100.0000</b>	<b>31,202,404</b>	<b>14.8500</b>

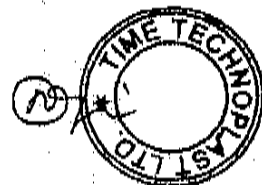


(1)(b) Statement showing holding of securities (including shares, warrants, convertible securities) of persons belonging to the category "Promoter and Promoter Group"

Sr. No.	Name of the shareholder	Details of share held		Encumbrance shares			Details of warrants		Details of convertible securities		Total Shares (including underlying shares assuming full conversion of warrants and convertible securities) as a % of diluted share capital
		Number of shares	As a % of grand total (A)+(B)+(C)	Number	As a percentage	As a % of grand total (A)+(B)+(C) of sub-class (J)(a)	Number of warrants held	As a % of total nos. of warrants of the same class	Number of convertible securities held	As a % of total nos. of convertible securities of the same class	
(I)	(II)	(III)	(IV)	(V)	(VI) = (V)/(III)*100	(VII)	(VIII)	(IX)	(X)	(XI)	(XII)
1	Time Securities Services Pvt. Ltd.	42,177,098	20.0731	-	-	-	-	-	-	-	-
2	Vishwalaxmi Trading & Finance Pvt. Ltd.	37,772,667	17.9769	29,113,000	77.07	13.86	-	-	-	-	-
3	Time Exports Pvt. Ltd.	23,347,606	11.1147	46,000	0.20	0.02	-	-	-	-	-
4	Amil Jain	4,020,000	1.9132	-	-	-	-	-	-	-	-
5	Bhara Vageria	4,118,758	1.9602	-	-	-	-	-	-	-	-
6	Raghupathy Thyagarajan	4,020,000	1.9132	-	-	-	-	-	-	-	-
7	Naveen Mahendrakumar Jain	4,020,000	1.9132	-	-	-	-	-	-	-	-
8	Time Capital Limited	1,675,000	0.7972	-	-	-	-	-	-	-	-
9	Arun Jain (HUF)	575,000	0.2737	-	-	-	-	-	-	-	-
10	Arun Jain	500,000	0.2380	-	-	-	-	-	-	-	-
11	Kalinga Technologies Pvt. Ltd.	325,000	0.1547	-	-	-	-	-	-	-	-
12	Time Securities & Guarantess Ltd.	175,000	0.0833	-	-	-	-	-	-	-	-
13	Sushila Jain	112,500	0.0535	-	-	-	-	-	-	-	-
14	Aaruna Vageria	92,968	0.0400	-	-	-	-	-	-	-	-
	Total	122,931,597	58.50	29,159,000	23.72	13.88	-	-	-	-	-

(1)(c) Statement showing holding of securities (including shares, warrants, convertible securities) of persons belonging to the category "Public" and holding more than 1% of the total number of shares

Sr. No.	Name of the shareholder	Details of share held		Details of warrants		Details of convertible securities		Total Shares (including underlying shares assuming full conversion of warrants and convertible securities) as a % of diluted share capital
		Number of shares	As a % of grand total (A)+(B)+(C)	Number of warrants held	As a % of total nos. of warrants of the same class	Number of convertible securities held	As a % of total nos. of convertible securities of the same class	
1	HDFC Trustco Company Limited - HDFC Prudence Fund AAATH1809A	18,165,996	8.65	-	-	-	-	-
2	American Funds Insurance Series Global Small Capitalization Fund	11,888,000	5.66	-	-	-	-	-
3	MORGAN STANLEY ASIA (SINGAPORE) PTE.	10,936,755	5.21	-	-	-	-	-
4	Grandeur Peak International Opportunities Fund	4,384,100	2.09	-	-	-	-	-
5	Grandeur Peak Emerging Markets Opportunities Fund	4,012,600	1.91	-	-	-	-	-
6	IL AND FS TRUST Company Ltd (Trustee of Business Excellence Trust India Business Excellence Fund)	3,496,547	1.66	-	-	-	-	-
7	Government Pension ( Fund Global)	3,465,573	1.65	-	-	-	-	-
8	India Business Excellence Fund I	3,227,582	1.54	-	-	-	-	-
	Total	59,577,133	28.35	-	-	-	-	-



(I)(c) Statement showing holding of securities (including shares, warrants, convertible securities) of persons (together with PAC) belonging to the category "Public" and holding more than 5% of the total number of shares

Sr. No.	Name of the shareholder	Details of shares held		Details of warrants		Details of convertible securities		Total Shares (including underlying shares assuming full conversion of warrants and convertible securities) as a % of diluted share capital
		Number of shares	As a % of grand total (A)+(B)+(C)	Number of warrants held	As a % of total nos. of warrants of the same class	Number of convertible securities held	As a % of total nos. of convertible securities of the same class	
1	HDFC Trustee Company Limited - HDFC Prudence Fund AAATH1809A	18,165,996	8.65	-	-	-	-	-
2	American Funds Insurance Series Global Small Capitalization Fund	11,888,000	5.66	-	-	-	-	-
3	MORGAN STANLEY ASIA (SINGAPORE) PTE.	10,936,755	5.21	-	-	-	-	-
Total		40,990,751	19.51	-	-	-	-	-

(f)(d) Statement showing details of locked-in shares

Sr. No.	Name of the shareholder	Category Promoters/Public	Number of locked-in shares	Percentage of Total Shares
N.A.				
Total				

(H)(a) Statement showing details of Depository Receipts (DRs)

Sr. No.	Type of outstanding DR (ADRs, GDRs, SDRs, etc.)	Number of outstanding DRs	Number of shares underlying outstanding DRs	Percentage of Total Shares
N.A.				
TOTAL				

(H)(b) Statement showing Holding of Depository Receipts (DRs) where underlying shares are in excess of 1% of the total number of shares

Sr. No.	Name of the DR Holder	Type of outstanding DR (ADRs, GDRs, SDRs, etc.)	Number of shares underlying outstanding DRs	Percentage of Total Shares
N.A.				
TOTAL				

