


Introductory sub-table (I)(a)

Name of the Company: Agri-Tech (India) Limited			
Scrip Code, Name of the scrip, class of security: 537292 AGRITECH			
Quarter ended: 30/06/2015			
Partly paid-up shares:-			
	No. of partly paid-up shares	As a % of total no. of partly paid-up shares	As a % of total no. of shares of the company
Held by promoter/promoter group	0	#DIV/0!	0
Held by public	0	#DIV/0!	0
Total	0	#DIV/0!	0
Outstanding convertible securities:-			
	No. of outstanding securities	As a % of total no. of outstanding convertible securities	As a % of total no. of shares of the company, assuming full conversion of the convertible securities
Held by promoter/promoter group	0	#DIV/0!	0
Held by public	0	#DIV/0!	0
Total	0	#DIV/0!	0
Warrants:-			
	No. of warrants	As a % of total no. of warrants	As a % of total no. of shares of the company, assuming full conversion of warrants
Held by promoter/promoter group	0	#DIV/0!	0
Held by public	0	#DIV/0!	0
Total	0	#DIV/0!	0
Total paid-up capital of the company, assuming full conversion of warrants and convertible securities			
	5940000	100	100

AGRI TECH (INDIA) LTD.



AUTHORIZED SIGNATORY

Statement Showing Shareholding Pattern								
Category code	Category of Shareholder	Table (I)(a)					Shares Pledged or otherwise encumbered	
		Number of Shareholders	Total number of shares	Number of shares held in dematerialized form	Total shareholding as a percentage of total number of shares		Number of shares	As a percentage
					As a percentage of (A+B) ¹	As a percentage of (A+B+C)		
(i)	(ii)	(iii)	(iv)	(v)	(vi)	(vii)	(viii)	(ix) = (viii)/(iv)*100
(A)	Shareholding of Promoter and Promoter Group							
1	Indian							
(a)	Individuals/ Hindu Undivided Family							
(b)	Central Government/ State Government(s)	2	399	399	0.01	0.01	0	0.00
(c)	Bodies Corporate	0	0	0	0.00	0.00	0	#DIV/0!
(d)	Financial Institutions/ Banks	13	2749731	2749731	46.29	46.29	0	0.00
(e)	Any Others(Specify)	0	0	0	0.00	0.00	0	#DIV/0!
(e-i)					0.00	0.00	0	#DIV/0!
(e-ii)					0.00	0.00	0	#DIV/0!
	Sub Total(A)(1)	15	2750130	2750130	46.30	46.30	0	0.00
2	Foreign							
a	Individuals (Non-Residents Individuals/ Foreign Individuals)	0	0	0	0.00	0.00	0	#DIV/0!
b	Bodies Corporate	0	0	0	0.00	0.00	0	#DIV/0!
c	Institutions	0	0	0	0.00	0.00	0	#DIV/0!
d	Qualified Foreign Investor	0	0	0	0.00	0.00	0	#DIV/0!
e	Any Others(Specify)	0	0	0	0.00	0.00	0	#DIV/0!
e-i					0.00	0.00	0	#DIV/0!
e-ii					0.00	0.00	0	#DIV/0!
	Sub Total(A)(2)	0	0	0	0.00	0.00	0	#DIV/0!
	Total Shareholding of Promoter and Promoter Group (A)= (A)(1)+(A)(2)	15	2750130	2750130	46.30	46.30	0	0.00
(B)	Public shareholding							
1	Institutions						NA	NA
(a)	Mutual Funds/ UTI	10	2000	240	0.03	0.03	NA	NA
(b)	Financial Institutions/ Banks	2	1800	1780	0.03	0.03		
(c)	Central Government/ State Government(s)	0	0	0	0.00	0.00		
(d)	Venture Capital Funds	0	0	0	0.00	0.00		
(e)	Insurance Companies	0	0	0	0.00	0.00		
(f)	Foreign Institutional Investors	1	500	0	0.01	0.01		
(g)	Foreign Venture Capital Investors	0	0	0	0.00	0.00		
(h)	Qualified Foreign Investor	0	0	0	0.00	0.00		
(i)	Any Other (specify)				0.00	0.00		
(i-i)	Overseas Bodies Corporate	1	800	800	0.01	0.01		
(i-ii)								
	Sub-Total (B)(1)	14	5100	2820	0.09	0.09		
B 2	Non-institutions							
(a)	Bodies Corporate	670	457761	418862	7.71	7.71	NA	NA
(b)	Individuals							
i	Individuals -i Individual shareholders holding nominal share capital up to Rs. 1 lakh	27556	2209874	1936682	37.20	37.20		
ii	Individual shareholders holding nominal share capital in excess of Rs. 1 lakh	20	480896	470402	8.10	8.10		
(c)	Qualified Foreign Investor	0	0	0	0.00	0.00		
(d)	Any Other (specify)				0.00	0.00		
(d-i)	NRI	223	31605	17445	0.53	0.53		
(d-ii)	Clearing Members	13	4634	4634	0.08	0.08		
	Sub-Total (B)(2)	28482	3184770	2848025	53.62	53.62		
(B)	Total Public Shareholding (B)= (B)(1)+(B)(2)	28496	3189870	2850845	53.70	53.70	NA	NA
	TOTAL (A)+(B)	28511	5940000	5600975	100.00	100.00	0	0.00
(C)	Shares held by Custodians and against which Depository Receipts have been issued							
1	Promoter and Promoter Group	0	0	0	0.00	0.00	NA	NA
2	Public	0	0	0	0.00	0.00	#DIV/0!	
	Sub-Total (C)	0	0	0	0.00	0.00	0	0.00
	GRAND TOTAL (A)+(B)+(C)	28511	5940000	5600975	100.00	100.00	0	0.00


AGRI TECH (INDIA) LTD.

Toump

AUTHORISED SIGNATORY

Sr.No	Notes
1	
2	
3	
4	
5	
6	
7	
8	
9	

AGRI TECH (INDIA) LTD.



AUTHORISED SIGNATORY

(1)(b) Statement showing holding of securities (including shares, warrants, convertible securities) of persons belonging to the category "Promoter and Promoter Group"

Sr. No.	Name of the shareholder	Details of Shares held		Encumbered shares (*)			Details of warrants		Details of convertible securities		Total shares (including underlying shares assuming full conversion of warrants and convertible securities) as a % of diluted share capital
		Number of shares held	As a % of grand total (A) +(B) +(C)	No.	As a percentage	As a % of grand total (A)+(B)+(C) of sub-clause (1)(a)	Number of warrants held	As a % total number of warrants of the same class	Number of convertible securities held	As a % total number of convertible securities of the same class	
(i)	(ii)	(iii)	(iv)	(v)	(vi)=(v)/(iii)*100	(vii)	(viii)	(ix)	(x)	(xi)	(xii)
1	Nath Royal Ltd	1303087	21.94	0	0.00	0.00	0	#DIV/0!	0	#DIV/0!	21.94
2	Barkha Farms Pvt Ltd	647000	10.89	0	0.00	0.00	0	#DIV/0!	0	#DIV/0!	10.89
3	Ferry Fax Farms Pvt Ltd	337060	5.67	0	0.00	0.00	0	#DIV/0!	0	#DIV/0!	5.67
4	Akash Farms Pvt Ltd	147593	2.48	0	0.00	0.00	0	#DIV/0!	0	#DIV/0!	2.48
5	Nath Biotechnologies Ltd	92000	1.55	0	0.00	0.00	0	#DIV/0!	0	#DIV/0!	1.55
6	Nath Securities Ltd	86120	1.45	0	0.00	0.00	0	#DIV/0!	0	#DIV/0!	1.45
7	Prabha Farms Pvt Ltd	49812	0.84	0	0.00	0.00	0	#DIV/0!	0	#DIV/0!	0.84
8	Tingli Finvest Pvt Ltd	40420	0.68	0	0.00	0.00	0	#DIV/0!	0	#DIV/0!	0.68
9	Ashu Farms Pvt Ltd	27536	0.46	0	0.00	0.00	0	#DIV/0!	0	#DIV/0!	0.46
10	Tingli Finvest Pvt Ltd	18524	0.31	0	0.00	0.00	0	#DIV/0!	0	#DIV/0!	0.31
11	Pareesh Farms Pvt Ltd	340	0.01	0	0.00	0.00	0	#DIV/0!	0	#DIV/0!	0.01
12	Jeevan Investments Pvt Ltd	199	0.00	0	0.00	0.00	0	#DIV/0!	0	#DIV/0!	0.00
13	Prabha Farms Pvt Ltd	40	0.00	0	0.00	0.00	0	#DIV/0!	0	#DIV/0!	0.00
14	Jeevanlata Kagiwal	266	0.00	0	0.00	0.00	0	#DIV/0!	0	#DIV/0!	0.00
15	Nandkishor Kagiwal	133	0.00	0	0.00	0.00	0	#DIV/0!	0	#DIV/0!	0.00
	TOTAL	2750130	46.30	0	0.00	0.00	0	#DIV/0!	0	#DIV/0!	46.29

(*) The term "encumbrance" has the same meaning as assigned to it in regulation 28(3) of the SAST Regulations, 2011

AGRI TECH (INDIA) LTD.

AUTHORISED SIGNATORY

(1)(c)(i) Statement showing holding of securities (including shares, warrants, convertible securities) of persons belonging to the category "Public" and holding more than 1% of the total number of shares

Sr. No.	Name of the shareholder	Number of shares held	Shares as a percentage of total number of shares {i.e., Grand Total (A)+(B)+(C) indicated in Statement at para (1)(a) above}	Details of warrants		Details of convertible securities		Total shares (including underlying shares assuming full conversion of warrants and convertible securities) as a % of diluted share capital
				Number of warrants held	As a % total number of warrants of the same class	Number of convertible securities held	% w.r.t total number of convertible securities of the same class	
1	Rajendra Dhirajlal Gandhi	107000	1.80		#DIV/0!		#DIV/0!	
2					#DIV/0!		#DIV/0!	1.80
3			0.00		#DIV/0!		#DIV/0!	
4			0.00		#DIV/0!		#DIV/0!	
5			0.00		#DIV/0!		#DIV/0!	
6			0.00		#DIV/0!		#DIV/0!	
7			0.00		#DIV/0!		#DIV/0!	
8			0.00		#DIV/0!		#DIV/0!	
9			0.00		#DIV/0!		#DIV/0!	
10			0.00		#DIV/0!		#DIV/0!	
TOTAL		107000	1.80	0	#DIV/0!	0	#DIV/0!	1.80

AGRI TECH (INDIA) LTD.



AUTHORISED SIGNATORY

(I)(c)(ii) Statement showing holding of securities (including shares, warrants, convertible securities) of persons (together with PAC) belonging to the category "Public" and holding more than 5% of the total number of shares of the company

Sr. No.	Name(s) of the shareholder(s) and the Persons Acting in Concert (PAC) with them	Number of shares	Shares as a percentage of total number of shares (i.e., Grand Total (A)+(B)+(C) indicated in Statement at para (I)(a) above)	Details of warrants		Details of convertible securities		Total shares (including underlying shares assuming full conversion of warrants and convertible securities) as a % of diluted share capital
				Number of warrants	As a % total number of warrants of the same class	Number of convertible securities held	% w.r.t total number of convertible securities of the same class	
1		0	0.00		#DIV/0!		#DIV/0!	
2			0.00		#DIV/0!		#DIV/0!	
3			0.00		#DIV/0!		#DIV/0!	
4			0.00		#DIV/0!		#DIV/0!	
5			0.00		#DIV/0!		#DIV/0!	
6			0.00		#DIV/0!		#DIV/0!	
7			0.00		#DIV/0!		#DIV/0!	
8			0.00		#DIV/0!		#DIV/0!	
9			0.00		#DIV/0!		#DIV/0!	
10			0.00		#DIV/0!		#DIV/0!	
TOTAL		0	0.00	0	#DIV/0!	0	#DIV/0!	0

AGRI TECH (INDIA) LTD.




AUTHORISED SIGNATORY

(I)(d) Statement showing details of locked-in shares

Sr. No.	Name of the shareholder	Number of locked-in shares	Locked-in shares as a percentage of total number of shares {i.e., Grand Total (A)+(B)+(C) indicated in Statement at para (I)(a) above}
1			0.00
2			0.00
3			0.00
4			0.00
5			0.00
6			0.00
7			0.00
8			0.00
9			0.00
TOTAL		0	0.00

AGRI TECH (INDIA) LTD.




AUTHORISED SIGNATORY

(II)(a) Statement showing details of Depository Receipts (DRs)

Sr. No.	Type of outstanding DR (ADRs, GDRs, SDRs, etc.)	Number of outstanding DRs	Number of shares underlying outstanding DRs	Shares underlying outstanding DRs as a percentage of total number of shares {i.e., Grand Total (A)+(B)+(C) indicated in Statement at para (I)(a) above}
1				0.00
2				0.00
3				0.00
4				0.00
5				0.00
6				0.00
7				0.00
8				0.00
9				0.00
TOTAL		0	0	0.00

AGRI TECH (INDIA) LTD.




AUTHORISED SIGNATORY

(II)(b) Statement showing holding of Depository Receipts (DRs), where underlying shares held by "promoter/promoter group" are in excess of 1% of the total number of shares

Sr. No.	Name of the DR Holder	Type of outstanding DR (ADRs, GDRs, SDRs, etc.)	Number of shares underlying outstanding DRs	Shares underlying outstanding DRs as a percentage of total number of shares [i.e., Grand Total (A)+(B)+(C) indicated in Statement at para (I)(a) above]
1				0.00
2				0.00
3				0.00
4				0.00
5				0.00
6				0.00
7				0.00
8				0.00
9				0.00
TOTAL			0	0.00

AGRI TECH (INDIA) LTD.



AUTHORISED SIGNATORY