


Introductory sub-table (I)(a)


Name of the Company:		JAY BHARAT MARUTI LIMITED	
Scrip Code, Name of the scrip, class of security:		520066/JAYBARMARU/EQUITY	
Quarter ended:		30th June 2015	
Partly paid-up shares:-		As a % of total no. of partly paid-up shares	As a % of total no. of shares of the company
Held by promoter/promoter group	0	0	0
Held by public	0	0	0
Total - D	0	0	0
Outstanding convertible securities:- No. of outstanding securities		As a % of total no. of outstanding convertible securities	As a % of total no. of shares of the company, assuming full conversion of the convertible securities
Held by promoter/promoter group	0	0	0
Held by public	0	0	0
Total - E	0	0	0
Warrants:-		As a % of total no. of warrants	As a % of total no. of shares of the company, assuming full conversion of warrants
Held by promoter/promoter group	0	0	0
Held by public	0	0	0
Total - F	0	0	0
Total paid-up capital of the company, assuming full conversion of warrants and convertible securities		2:1650000	100







d-ii		0	0	0	0	0.00	0	0.00	0	0.00
	Sub Total(A)(2)	0	0	0	0	0.00	0	0.00	0	0.00
	Total Shareholding of Promoter and Promoter Group (A)= (A)(1)+(A)(2)	14	12679300	12679300	12679300	58.56	0	58.56	0	0.00
	(B) Public shareholding									
	I Institutions									
	(a) Mutual Funds/ UTI	7	9201	5801	5801	0.04	0	0.04	0	0.00
	(b) Financial Institutions / Banks	2	4200	3000	3000	0.02	0	0.02	0	0.00
	(c) Central Government/ State Government(s)									
	(d) Venture Capital Funds	1	400	400	400	0.00	0	0.00	0	0.00
	(e) Insurance Companies	0	0	0	0	0.00	0	0.00	0	0.00
	(f) Foreign Institutional Investors	1	1000	0	0	0.00	0	0.00	0	0.00
	(g) Foreign Venture Capital Investors	3	2129	129	129	0.01	0	0.01	0	0.00
	(h) Any Other (specify)	0	0	0	0	0.00	0	0.00	0	0.00
	(h-i)	0	0	0	0	0.00	0	0.00	0	0.00
	(h-ii)					0.00	0	0.00	0	0.00
						0.00	0	0.00	0	0.00
	Sub-Total (B)(I)	14	16930	9330	9330	0.08	0	0.08	0	0.00
	B 2 Non-institutions									
	(a) Bodies Corporate	248	4410165	3741761	3741761	20.37	0	20.37	0	0.00
	(b) Individuals					0.00	0	0.00	0	0.00
	Individuals -i. Individual shareholders holding nominal share capital up to Rs 1 lakh	10867	2768692	2317420	2317420	12.79	0	12.79	0	0.00
	II ii. Individual shareholders holding nominal share capital in excess of Rs. 1 lakh.	15	1529858	1441058	1441058	7.07	0	7.07	0	0.00

(e)	NR/OCBs	227	245055	153655	1.13	1.13	0	0.00
(c-i)					0.00	0.00	0	0.00
(c-ii)					0.00	0.00	0	0.00
	Sub-Total (B)(2)	11357	8953770	7653894	41.36	41.36	0	0.00
(B)	Total Public Shareholding (B)= (B)(1)+(B)(2)	11371	8970700	7663224	41.44	41.44	0	0.00
	TOTAL (A)+(B)	11385	21650000	20342524	100.00	100.00	0	0.00
(C)	Shares held by Custodians and against which Depository Receipts have been issued							
1	Promoter and Promoter Group	0	0	0	0.00	0.00	0	0.00
2	Public	0	0	0	0.00	0.00	0	0
	Sub-Total (C)	0	0	0	0	0	0	0
	GRAND TOTAL (A)+(B)+(C)	11385	21650000	20342524	100.00	100.00	0	0.00



Sr.No	Notes
1	
2	
3	
4	
5	
6	
7	
8	
9	

Handwritten initials 'A.A.' in the center of the table.



(1)(b) Statement showing holding of securities (including shares, warrants, convertible securities) of persons belonging to the category "Promoter and Promoter Group"

Sr. No.	Name of the shareholder	Details of Shares held		Encumbered shares (*)		Details of warrants		Details of convertible securities		Total shares (including underlying shares assuming full conversion of warrants and convertible securities) as a % of diluted share capital	
		Number of shares held	As a % of grand total (A)+(B)+(C)	No.	As a percentage (VI)=(V)/(VII)*100	As a % of grand total (A)+(B)+(C) of sub-clause (I)(a)	Number of warrants held	As a % of total number of warrants of the same class	Number of convertible securities held		As a % of total number of convertible securities of the same class
1	Maruti Suzuki India Ltd.	6340000	29.28	0	0.00	0.00	0	0	0	0	
2	ANS Holding Private Ltd.	2029000	9.37	0	0.00	0.00	0	0	0	0	
3	Sanjay Singhal	1900400	8.78	0	0.00	0.00	0	0	0	0	
4	JBM Industries Ltd.	616000	2.85	0	0.00	0.00	0	0	0	0	
5	Sanjay Singhal (HUF)	500000	2.31	0	0.00	0.00	0	0	0	0	
6	Shrey Singhal	445600	2.06	0	0.00	0.00	0	0	0	0	
7	Ram Richhpal Agarwal	157200	0.73	0	0.00	0.00	0	0	0	0	
8	Super Auto Industries (P) Ltd.	324000	1.50	0	0.00	0.00	0	0	0	0	
9	A to Z Securities Ltd.	207350	0.96	0	0.00	0.00	0	0	0	0	
10	Neelam Arya	106800	0.49	0	0.00	0.00	0	0	0	0	
11	Surendra Kumar Arya	7200	0.03	0	0.00	0.00	0	0	0	0	
12	Surendra Kumar Arya (HUF)	28800	0.13	0	0.00	0.00	0	0	0	0	
13	Vishudha Devi Arya	12950	0.06	0	0.00	0.00	0	0	0	0	
14	Nishant Arya	4000	0.02	0	0.00	0.00	0	0	0	0	
	TOTAL	12679300	58.56	0	0.00	0.00	0	0	0	0	

(*) The term "encumbrance" has the same meaning as assigned to it in regulation 28(3) of the SASST Regulations, 2011

